



75^{वीं} त्रैमासिक बैठक राज्य स्तरीय बैंकर्स समिति, इंटर खण्ड

दिनांक : 04 जून, 2021

(कार्यसूची एवं पृष्ठभूमि नोट)

संयोजक:

बैंक ऑफ़ इंडिया



सिंहों की जगहों

राज्य स्तरीय बैंकर्स समिति झारखण्ड

75^{वीं} त्रैमासिक समीक्षा-बैठक की कार्यसूची

दिनांक	04.06.2021
समय	11.00 पूर्वाह्न
स्थान	राज्य स्तरीय बैंकर्स समिति कार्यालय, राँची

संयोजक :-

बैंक ऑफ़ इंडिया



रिश्तों की जमापूँजी

कार्यालय: "ईश्वरी आर्केड", छठा तल्ला, होटल रैडिसन ब्लू के सामने, 5, मेन रोड, राँची-834001
प्रधान कार्यालय: "स्टार हाउस", सी-5, 'G' ब्लॉक, बांद्रा-कुर्ला कॉम्प्लेक्स, बांद्रा (पूर्व), मुंबई-400051

STATUS OF BANKING NETWORK IN JHARKHAND



Population	:3.29 Cr.	Bank Branches	: 3,248
Area	:79,714 sq. km	ATMs	: 3,308
District	:24	RSETIs	: 24
Aspritional District	:19	RUDESETI	: 01
Lead Bank	:	FLCs	: 49
BOI	:15	No. of Villages	: 32,583
SBI	:07	No. of Blocks	: 263
Indian Bank	:02	No. of SSAs	: 4,178
Deposit	:₹ 2,58,929.73 Cr.	No. of BCs	: 16,443
Advances	:₹ 82,560.40 Cr.		
CD Ratio	:42.50 %		

Literacy Rate: 66.41%
 Male Literacy: 76.84%
 Female Literacy: 55.42%

STATE PROFILE									
STATE - JHARKHAND									
1. PHYSICAL & ADMINISTRATIVE FEATURES				2. SOIL & CLIMATE					
Total Geographical Area (Sq.km)	79714			Agro-climatic Zone	Eastern Plateau & Hills (Zone 7)				
No. of Divisions	5								
No. of Sub Divisions	38			Climate	Moist sub-humid to dry sub -humid				
No. of Districts	24								
No. of Blocks	263								
No. of Villages	32583			Soil Type	Red laterite & clay loam, red sandy, red & Yellow				
No. of Panchayats	4398								
3. LAND UTILISATION [Lakh ha]				4. RAINFALL & GROUND WATER					
Total Geographical Area	79.71			Rainfall [in mm]	Normal	Actual	2017	2018	2019
Total Cultivable Area	38.00				1296	1165	960	907	
Net Sown Area	28.36				Variation from Normal			-10%	-26%
Current Fallow Land	8.87			Ground Water Resources [BCM] (2009)	Net Annual Availability		Net Annual Water Draft		
Other Fallow Land	6.75				5.41		1.06		
Forest Area	23.28			5. DISTRIBUTION OF LAND HOLDING (Agri Census 2015-16)					
Barren Land	5.74			Classification of Holding	Holding		Area		
Area Under Non Agricultural Use	6.86				Nos.	% to Total	ha	% to Total	
Pasture and Other Grazing Land	1.97			<= 1 Ha	1962000	70.00	754000.00	24.39	
Cultivable Waste Land	2.74			>1 to <=2 Ha	419000	14.95	569000.00	18.41	
Irrigated Land	4.48			>2 Ha	422000	15.06	1768000.00	57.20	
Cropping Intensity	126.00			Total	2803000		3091000.00		
6. WORKERS PROFILE [in lakh] (as per Census 2011)				7. DEMOGRAPHIC PROFILE [in lakh] (as per Census 2011)					
No. of Workers (Main + Marginal)	68.18+62.79			Category	Total	Male	Female	Rural	Urban
No. of Cultivators (Main + Marginal)	20.01+18.13			Population	329.88	169.30	160.58	250.55	79.33
No. of Agricultural Labourers (Main + Marginal)	12.38+31.97			Scheduled Caste	39.85	20.43	19.42	31.52	8.32
Workers in Household Industries (Main + Marginal)	02.49+02.06			Scheduled Tribe	86.45	43.15	43.30	78.68	7.76
Other Workers (Main + Marginal)	33.29+10.62			Literacy %	66.41	76.84	55.42	61.11	82.26
Of total workers, no. of female workers (Main + Marginal)	15.84+30.89			BPL (2011-12 estimates)	120.44 (36.51%)			10.40 (40.84%)	2.02 (24.83%)
8. HOUSEHOLDS [in '000] (as per Census 2011)				9. HOUSEHOLD AMENITIES [for Households] (as per Census 2011)					
Total Households	6254			Having brick/stone/concrete houses(Nos. in '000)	10.77	Having electricity supply (%)	32.50		
Rural Households	4729			Having source of drinking water(in %)	44.40	Having independent toilets(%)	22.00		
BPL Households	2283			Having access to banking services(Nos. in '000)	14.65	Having radio/tv sets(Nos. in '000)	21.20		
10. VILLAGE-LEVEL INFRASTRUCTURE [Nos]				11. INFRASTRUCTURE RELATING TO HEALTH & SANITATION [Nos]					
Villages Electrified	27462			Anganwadis	38432	Dispensaries	188		
Villages having Agriculture Power Supply	-			Primary Health Centres	327	FRU/Dist./Sub-Div Hospitals	52 / 24 / 12		
Total Number of Post Offices (Urban & Rural both)	3096			Primary Health Sub-Centres / MMU	3953/ 95	Medical Colleges	7		
Villages having Banking Facilities (incl. BCAs/USBs/PACS/LAM PS)	25698			12. INFRASTRUCTURE & SUPPORT SERVICES FOR AGRICULTURE					
Villages having Primary Schools	25812			Fertiliser/Seed/Pesticide Outlets [Nos]	-	Agriculture Pumpsets[Nos]	-		
Villages having Primary Health Centres	327			Fertiliser Consumption [Kg/ha] 2015-16	92	Soil Map available (no. of districts)	24		
Total Habitations covered with drinking water mission	77438 (64%)			Certified Seeds Supplied [kg] 2013-14	160000	Agro Service Centres [Nos]	-		
Villages connected with Paved Approach Roads	11741			Seed Testing Labs	2	Soil Testing Centres [Nos]	8		
13. IRRIGATION COVERAGE [Lakh ha]				14. INFRASTRUCTURE FOR STORAGE, TRANSPORT & MARKETING					
Irrigation Potential Created***	9.43			Agriculture Tractors [Nos]	48766	ATMA [Nos]	24		
Net Irrigated Area (Total area irrigated at least once)	4.48			Power Tillers [Nos]	114909	Farmers' Clubs [Nos]	6000		
Area irrigated by Canals / Channels	1.45			Threshers/Cutters [Nos]	19820	KVKs [Nos]	24		
Area irrigated by Tube wells	0.25			15. STATE ECONOMIC PARAMETERS					
Area irrigated by Tanks	1.03			Rural/Urban Mandi/Haat [Nos]	608	Regulated Market [Nos]	28		
Area irrigated by wells/Other Sources	1.75			Length of Pucca Road [Km]	33024	Godown [Nos]	470		
Irrigation Potential Utilized (Gross Irrigated Area)	7.00			Length of Railway Line [Km]	1984	Godown Capacity[MT]	240750		
				Public Transport Vehicle [Nos] (upto July 2012)	457746	Cold Storage [Nos]	45		
				Goods Transport Vehicle [Nos] (upto July 2012)	147685	Cold Store Capacity[MT]	170148		
15. STATE ECONOMIC PARAMETERS				16. AREA, PRODUCTION & YIELD OF MAJOR CROPS					
	Amount	All-India Status		Crop	2018-19		2019-20		Avg. Yield [kg/ha]
Gross State Domestic Product (GSDP) at current price for 2019-20	343126 cr.	203.40 lakh cr.			Area (ha)	Prod. (Tonne)	Area (ha)	Prod. (Tonne)	
Share of Primary Sector in GDP	23.80%	18.57		Paddy	1527000	2885000	1338000	2991000	2236
Share of Secondary Sector in GDP	29.50%	27.03		Maize	600000	11000	248000	488000	1970
Share of Tertiary Sector in GDP	46.70%	54.40		Wheat	1640000	300000	-	-	1831
Per capita income at current price (2019-20) (in Rs.)	83592.00	134226.00		Pulses	745000	743000	376000	353000	2634
				Oilseeds	30000	31000	27000	30000	1115
				Total	3066000	3960000			1233
17. ANIMAL POPULATION AS PER CENSUS 2019 [in '000]				18. INFRASTRUCTURE FOR DEVELOPMENT OF ALLIED ACTIVITIES					
Category of animal	Total	Male	Female	Veterinary Hospitals/Dispensaries [Nos]	459**				
Cattle - Cross bred	591.92	70.82	521.10	Disease Diagnostic Centres [Nos]	1 Govt. Fish Farms				
Cattle - Indigenous	10596.86	4510.79	6086.07	Artificial Insemination Centers [Nos]	1698# Fishermen Coop Societies [Nos]				
Buffaloes	1350.31	542.22	808.09	Animal Breeding Farms [Nos]	4# Fish Seed hatcheries [Nos]				
Sheep - Cross bred	1.33	NA	NA	Animal Husbandry Tng Centres [Nos]	1 Fish Markets [Nos]				
Sheep - Indigenous	639.85	NA	NA	Dairy Cooperative Societies [Nos]	1601 Poultry hatcheries [Nos]				
Goat	9121.17	NA	NA	Milk Chilling Centre	18 Fish Training / Research Centres				
Pig - Cross bred	59.00	NA	NA	Milk Processing Plants	10 State Milk Producers Coop Federation (MLKFED)				
Pig - Indigenous	1218.00	NA	NA	Improved Fodder Farms [Area in ha]	220 Slaughter houses [Nos]				
Horse/Donkey/Camel	1.92	NA	NA	19. MILK, FISH, EGG PRODUCTION & THEIR PER CAPITA AVAILABILITY					
Poultry - Cross bred / Indigenous	24832.91	NA	NA	Fish	Production [Lakh MT] 2019	1.16	Per cap avail. [gm/day]	19.42	
Total Livestock	23580.36	NA	NA	Egg	Production [Lakh No.] 2019	5307	Per cap avail. [nos/p.a.]	19	
				Milk	Production [Lakh MT] 2019	24.71	Per cap avail. [gm/day]	171	
				Meat	Production [Lakh MT] 2019	0.62	Per cap avail. [gm/day]	5	

***Minor Irrigation Potential Created 5.41 and Major and Medium Irrigation Potential Created 2.34 lakh ha; ** Including 4 Mobile Vet Hospitals; * including 760 DCDC run by BAIF; # Including 01 Bull Rearing Farm

Source: Nabard (State Focus Paper 2020-21)

STATE :- JHARKHAND			BANKING PROFILE				SLBC CONVANOR :- BANK OF INDIA			
PERFORMANCE TO FULFILL NATIONAL GOALS (AS ON 31.03.2021)										
AGENCY	PRIORITY SECTOR LOANS		LOAN TO AGR. SECTOR		LOAN TO WEAKER SECTION		LOAN UNDER DRI		LOANS TO WOMEN	
	AMT.	% OF TOTAL LOANS	AMT.	% OF TOTAL LOANS	AMT.	% OF TOTAL LOANS	AMT.	% OF TOTAL LOANS	AMT.	% OF TOTAL LOANS
COMMERCIAL BANKS	40,65,861.66	49.25%	8,77,787.14	10.63%	11,34,623.53	13.74%	8,390.76	0.10%	7,04,092.35	8.53%
RRB	3,19,979.48	3.88%	1,99,332.69	2.41%	2,44,322.97	2.96%			24,517.00	0.30%
SMALL FINANCE BANK	1,20,249.34	1.46%	42,351.98	0.51%	95,247.77	1.15%			91,306.77	1.11%
CO-OPERATIVE BANK	13,720.92	0.17%	11,142.69	0.13%	-	0.00%			310.10	0.00%
ALL AGENCIES	45,19,811.40	54.75%	11,30,614.50	13.69%	14,74,194.27	17.86%	8,390.76	0.10%	8,20,226.22	9.93%

AGENCY-WISE PERFORMANCE UNDER ANNUAL CREDIT PLANS										
AGENCY	2018-19			2019-20			2020-21 (UPTO 31.03.2021)			
	TARGET (RS. LAKHS)	ACH'MENT (RS. IN LAKHS)	ACH'MENT (%)	TARGET (RS. IN LAKHS)	ACH'MENT (RS. IN LAKHS)	ACH'MENT (%)	TARGET (RS. IN LAKHS)	ACH'MENT (RS. IN LAKHS)	ACH'MENT (%)	
COMMERCIAL BANKS	25,64,659.83	14,29,363.00	55.73%	28,00,990.33	24,90,374.56	88.91%	32,56,436.93	38,17,420.17	117.23%	
RRB	3,41,371.00	96,268.00	28.20%	2,55,866.11	1,28,917.49	50.38%	3,72,912.54	2,50,032.86	67.05%	
SMALL FINANCE BANK				3,527.55	1,08,916.29	3087.59%	29,972.86	93,189.39	310.91%	
CO-OPERATIVE BANK	61,059.00	2,613.00	4.28%	52,287.82	21,018.09	40.20%	76,251.34	9,826.79	12.89%	
ALL AGENCIES	29,67,089.83	15,28,244.00	51.51%	31,12,671.81	27,49,226.43	88.32%	37,35,573.67	41,70,469.21	111.64%	

SECTOR-WISE PERFORMANCE UNDER ANNUAL CREDIT PLANS										
AGENCY	2019-20			2019-20			2020-21 (UPTO 31.03.2021)			
	TARGET (RS. IN LAKHS)	ACH'MENT (RS. IN LAKHS)	ACH'MENT (%)	TARGET (RS. IN LAKHS)	ACH'MENT (RS. IN LAKHS)	ACH'MENT (%)	TARGET (RS. IN LAKHS)	ACH'MENT (RS. IN LAKHS)	ACH'MENT (%)	
CROP LOAN	4,93,703.53	2,18,688.00	44.30%	4,99,342.44	2,03,373.33	40.73%	6,67,403.45	3,03,738.64	45.51%	
TERM LOAN (AGRI)	3,39,956.24	1,63,794.62	48.18%	3,67,857.90	1,99,678.22	54.28%	3,54,952.74	2,07,655.81	58.50%	
TOTAL AGRI. CREDIT	8,33,659.77	3,82,482.36	45.88%	9,02,603.65	4,29,997.39	47.64%	11,08,319.53	5,71,591.32	51.57%	
MSME	8,56,035.39	9,28,595.47	108.48%	10,26,911.15	10,12,044.37	98.55%	11,25,576.88	13,21,626.07	117.42%	
OTHER PRIORITY SECTOR	12,77,394.67	2,17,167.00	17.00%	2,81,751.10	2,89,370.19	102.70%	60,874.45	1,23,946.96	203.61%	
TOTAL PRIORITY SECTOR	29,67,089.83	15,28,244.83	51.51%	22,11,265.90	17,31,411.95	78.30%	25,94,251.18	21,60,656.33	83.29%	

RECOVERY POSITION UNDER PRIORITY SECTOR										
AGENCY	2018-19			2019-20			2020-21 (UPTO 31.03.2021)			
	DEMAND (RS. LAKHS)	RECOVERY (RS. LAKHS)	RECOVERY (%)	DEMAND (RS. LAKHS)	RECOVERY (RS. LAKHS)	RECOVERY (%)	DEMAND (RS. LAKHS)	RECOVERY (RS. LAKHS)	RECOVERY (%)	
COMMERCIAL BANKS	10,90,796.30	6,14,560.37	56.34%	12,36,637.00	6,25,109.79	50.55%	7,01,228.56	2,93,677.39	41.88%	
RRB	2,01,991.70	1,36,792.96	67.72%	1,63,887.00	1,02,171.00	62.34%	2,32,250.64	2,00,920.98	86.51%	
SMALL FINANCE BANK							35,348.71	1,05,271.64	297.81%	
CO-OPERATIVE BANK							3,187.52	854.14	26.80%	
ALL AGENCIES	12,92,788.00	7,51,353.33	58.12%	14,00,524.00	7,27,280.79	51.93%	9,72,015.43	6,00,724.15	61.80%	

NETWORK & OUTREACH (AS ON 31.03.2021)										
AGENCY	NO. OF BANK/SOC.	NO. OF BRANCHES				SHGS SB LINKAGE		PER BRANCH OUTREACH		
		TOTAL	RURAL	SEMI-URBAN	URBAN		BCS/BFS	VILLAGES	HOUSEHOLDS	
COMMERCIAL BANKS	27	2,580	1,025		717	838				
RRB	1	443	390		41	12				
SMALL FINANCE BANK	4	86	23		23	40				
CO-OPERATIVE BANK	2	117	74		12	31				
IPPB	1	22	-		-	22				
ALL AGENCIES	35	3,248	1,512		793	943	3,90,776	16,443	10	329

CD-RATIO (%) WITHOUT RIDF					PERFORMANCE UNDER FINANCIAL INCLUSION (NO. OF PMJDY A/C)				
AGENCY	CD RATIO				CUMMULATIVE AS ON 31.03.2021	OF WHICH AADHAR SEEDED	OF WHICH, NO. OF RUPAY CARDS	OF WHICH, ZERO BALANCE A/C	
	31.03.2018	31.03.2019	31.03.2020	31.03.2021					
COMMERCIAL BANKS	43.63	43.98	42.75	31.34	1,28,11,660	1,12,44,487	1,04,80,546	8,23,861	
RRB	37.39	38.83	40.09	40.97	25,80,053	15,49,902	4,02,664	5,77,391	
SMALL FINANCE BANK		275.28	250.84	151.17	-	-	-	-	
CO-OPERATIVE BANK	14.60	16.18	16.69	12.48	1,10,146	72,745	3,208	15,764	
ALL AGENCIES	43.17	43.82	42.84	31.89	1,55,01,859	1,28,67,134	1,08,86,418	14,17,016	

AGENCY	LOAN & ADVANCE OUTSTANDING					DEPOSIT OUTSTANDING				
	AMOUNT OF LOANS (RS. LAKHS)					AMOUNT OF DEPOSIT (RS. LAKHS)				
	31.03.2019	31.03.2020	31.03.2021	GROWTH (%)	SHARE (%)	31.03.2019	31.03.2020	31.03.2021	GROWTH (%)	SHARE (%)
COMMERCIAL BANKS	91,96,238.60	91,67,612.41	77,57,844.75	-15.38%	93.97%	2,09,12,000.34	2,14,44,057.64	2,47,51,331.82	15.42%	95.59%
RRB	2,74,511.97	3,04,165.00	3,45,011.00	13.43%	4.18%	7,06,872.26	7,58,710.00	8,42,141.00	11.00%	3.25%
SMALL FINANCE BANK	57,931.21	1,07,060.24	1,26,230.08	17.91%	1.53%	21,044.25	42,680.67	83,503.86	95.65%	0.32%
CO-OPERATIVE BANK	27,532.28	31,873.76	26,954.54	-15.43%	0.33%	1,70,147.42	1,90,980.62	2,15,997.22	13.10%	0.83%
ALL AGENCIES	95,56,214.06	96,10,711.41	82,56,040.37	-14.10%	100.00%	2,18,10,064.27	2,24,36,428.93	2,58,92,973.90	15.41%	100.00%

झारखण्ड राज्य स्तरीय बैंकर्स समिति की 75 वीं बैठक की कार्यसूची
(मार्च, 2021 पर प्रदर्शन की समीक्षा)
सूची-पत्र

क्र.स.	विषय	कार्य सूची सं	पृष्ठ सं
1.	दिनांक 15 फरवरी 2021 को आयोजित झारखण्ड राज्य स्तरीय बैंकर्स समिति की 74 वीं बैठक के कार्यवृत्त की पुष्टि	1	01
2.	पूर्व में आयोजित एस एल बी सी बैठक में लिए गये निर्णयों पर कृत कार्यवाही रिपोर्ट	2	02
3	74 वी. एस एल बी सी बैठक में चर्चित विषयों पर कृत कार्यवाही रिपोर्ट	-	03 - 10
4.	सभी अनुसूचित वाणिज्यिक बैंकों का महत्वपूर्ण संकेतक	3	21 - 24
5.	4.1. वार्षिक ऋण योजना वित्तीय वर्ष 2020-21 वार्षिक ऋण योजना वित्तीय वर्ष 2020-21 के विभिन्न पैरामीटर के तहत उपलब्धियों की समीक्षा	4	25 - 27
6.	निम्न के तहत ऋण की समीक्षा	5	28 - 56
	5.1. कृषि किसान क्रेडिट कार्ड		28 - 35
5.2.	(क) सुक्ष्म एवं लघु और मध्यम उद्योगों का वित्त पोषण		36
	(ख) "प्रधानमंत्री मुद्रा योजना"		37 - 44
	(ग) स्टैंड अप इंडिया ऋण योजना / PSBLOANSIN59MINUTES		
	5.3. शिक्षा ऋण		45 - 46
	5.4. आवास ऋण		
	5.5. उधारकर्ताओं की विशेष श्रेणी		
	5.6. महिला स्वयं सहायता समूहों के वित्तीयन हेतु योजना		
	5.7. एन आर एल एम के तहत की गई प्रगति की समीक्षा		47 - 49
	5.8 आत्म निर्भर भारत अभियान		50 - 56
7.	वित्तीय समावेशन एवं प्रधानमंत्री जन धन योजना की उपलब्धियां	6	57 - 67
8.	एनपीए और वसूली - एन पी ए/बैंकों के स्ट्रेड आस्तियों के रुकाव हेतु नियंत्रक उपाय और वसूली से संबंधित जानकारी	7	58 - 71
9.	सरकार प्रायोजित कार्यक्रम - PMEGP, NULM, PMAY	8	72 - 74
10.	ग्रामीण स्वरोजगार प्रशिक्षण संस्थान(RSETI) / वित्तीय साक्षरता एवं ऋण परामर्श केंद्र (FLCC) का परिचालन	9	75 - 84
11.	एस एल बी सी की विभिन्न उपसमितियों का कामकाज	10	85 - 87
12.	विविध कार्यसूची	11	88 - 93
13.	Lesscash/Digital transaction	12	94 - 95
14.	National Bamboo Mission	13	
15.	Doubling of Farmers Income	14	96
16.	अध्यक्ष की अनुमति से अन्य कोई विषय	15	97


(ANNEXURE) परिशिष्ट की सूची-पत्र

क्र. सं	विवरण	Annexure No.	Page No.
1	महत्वपूर्ण पैरामीटर (KEY PARAMETERS)	Annex-1	104-105
2	अन्य महत्वपूर्ण संकेतक (IMPORTANT PARAMETERS)	Annex-2	106-107
3	शाखा नेटवर्क	Annex-3	108-109
4	जमा एवं अग्रिम के राशि का बैंकवार, स्थानवार एवं जिलावार स्थिति	Annex-4	110-112
5	Place of Utilizationके अनुसार स्वीकृत ऋण	Annex-5	113
6	वार्षिक ऋण योजना (A.C.P 20-21) के तहत बैंकवार, सेक्टरवार एवं जिलावार उपलब्धि	Annex-6	114-125
7	कृषि ऋण (शेष/OUTSTANDING)	Annex-7	125-129
8	किसान क्रेडिट कार्ड (के सी सी)	Annex-8	130-131
9	सूक्ष्म, लघु एवं मध्यम उद्यम (एमएसएमई)	Annex-9	132-133
10	शिक्षा ऋण	Annex-10	134-136
11	आवास ऋण	Annex-11	137-138
12	विशेष योजना - जी सी सी , ए सी सी , एस सी सी एवं DRI	Annex-12	139
13	विभिन्न वर्ग को बैंकवार प्रदत्त ऋण	Annex-13	140
14	प्रधानमंत्री रोजगार सृजन कार्यक्रम (पीएमईजीपी)	Annex-14	141-142
15	स्वयं सहायता समूह (एसएचजी)	Annex-15	143-144
16	प्राथमिकता प्राप्त क्षेत्र के अंदर की गई Recovery	Annex-16	145
17	सरकारी अनुदान प्राप्त योजनाओं के अंदर की गई Recovery	Annex-17	146
18	एन पी ए की स्थिति/ NPA	Annex-18	147-150
19	सर्टिफिकेट केस की स्थिति	Annex-19	151
20	D.R.T केस की स्थिति	Annex-20	152
21	SARFAESI cases	Annex-21	153-154

कार्यसूची सं.	1
बैठक का दिनांक	04.06.2021
बैठक सं.	75

दिनांक 15 फरवरी, 2021 को आयोजित 74 वीं SLBC बैठक के कार्यवृत्त की पुष्टि

- दिनांक 15 फरवरी 2021 को आयोजित 74 वीं एस एल बी सी बैठक के कार्यवृत्त सभी संबंधित कार्यालयों को संप्रेषित किए गए थे।
- सभा के द्वारा उपर्युक्त बैठक के कार्यवृत्त की पुष्टि की जा सकती है क्योंकि इस संबंध में किसी भी कार्यालय / विभाग द्वारा किसी प्रकार के संशोधन हेतु कोई अनुरोध प्राप्त नहीं हुआ है।



पूर्व में आयोजित एस एल बी सी बैठक में लिये गये निर्णय पर कृत कार्यवाही रिपोर्ट

कार्यसूची सं.	2
बैठक का दिनांक	04.06.2021
बैठक सं.	75

राज्य सरकार से संबंधित मामले

क्र.स.	से लंबित	विषय	वर्तमान स्थिति	संबन्धित विषय पर ATR
1.	23.07.2018	Land Records को अद्यतन किया जाना एवं बैंको द्वारा ऑनलाइन चार्ज क्रिएट करने की व्यवस्था	राज्य स्तरीय बैंकर्स समिति द्वारा संयुक्त सचिव राजस्व निबंधन एवं भूमि सुधार विभाग को दिनांक 18.09.2020 को पत्र के माध्यम से झारखंड राज्य में बैंकों को Land Records के Updation नहीं होने के आलोक में विभिन्न विंदुओं पर विचार व्यक्त किया गया। इस संबंध में विभाग द्वारा VC के माध्यम से दिनांक 14.10.2020 को एसएलबीसी के साथ विस्तृत परिचर्चा की गयी एवं सुझाए गए विंदुओं को नोट करने की बात कही गयी। दिनांक 15.02.2021 को संपन्न 74वीं SLBC की बैठक में इस विषय पर चर्चा के दौरान विकास आयुक्त, झारखण्ड सरकार श्री के० के० खंडेलवाल के द्वारा सभा को जानकारी दी गई कि राज्य में सभी Land Record अद्यतन किया जा चुका है। उन्होंने बताया कि बैंकों को कृषि ऋण देने हेतु अंचल अधिकारी को ऋण आवेदनकर्ता के नाम से भूमि का हिस्सा प्रमाण-पत्र जारी करने अधिकृत किया जायेगा तथा राज्य स्तर पर इसके लिए एक मानक फॉर्म तैयार किया जायेगा। इसके अतिरिक्त, भूमि पर बैंक-चार्ज के सम्बन्ध में सभा के द्वारा यह निर्णय लिया गया कि राज्य के तीन प्रमुख बैंक के महाप्रबंधक / उप महाप्रबंधक (पंजाब नेशनल बैंक, केनरा बैंक एवं यूनियन बैंक ऑफ़ इंडिया) की एक समिति बनायी जाएगी तथा यह समिति सीमावर्ती राज्यों में Land Charge Creation प्रक्रिया का अध्ययन करते हुए, राज्य में इसे शुरू करने हेतु दिशानिर्देश तैयार करेंगे।	कोविड-19 के कारण समिति की बैठक तथा अन्य प्रक्रिया शुरू नहीं हो पायी है। बैंकों की गठित समिति को जून माह के अंत तक रिपोर्ट प्रेषित करना है।
2.	09.02.2017	वित्तीय शिक्षा को स्कूल के पाठ्यक्रम में सम्मिलित करने के सम्बन्ध में	58 वी० एसएलबीसी के दौरान इस मुद्दे पर RBI के सहायक महाप्रबंधक ने जानकारी देते हुए बताया था कि CBSE, RBI, SEBI, IRDA एवं PFRDA के द्वारा वित्तीय शिक्षण पर तैयार किए गए वर्कबुक को राज्य के स्कूलों के नियमित पाठ्यक्रम के अंतर्गत शामिल किया जाना है। अतः RBI के सुझावों के आलोक में पुनः इस विषय को शामिल किया गया। प्राप्त सूचना के अनुसार वित्तीय साक्षरता संबंधित कार्यपुस्तिका के कुछ अध्यायों को कक्षा छः से दस तक स्कूल के पाठ्यक्रमों में शामिल किया जा चुका है। कार्यपुस्तिका के बचे हुये अध्याय को स्कूली पाठ्यक्रम में सम्मिलित करने हेतु दिनांक 15.02.2021 को आयोजित एसएलबीसी की बैठक में माननीय विकास आयुक्त द्वारा विशेष सचिव, वित्त को निर्देश दिया गया कि सभी संबंधित हित धारकों के साथ एक बैठक करते हुये इस संबंध में उचित कार्यवाही दिनांक 20.04.2021 तक पूर्ण करें।	कोविड-19 के कारण प्रक्रिया में विलंब है।
3.	24.09.2020	कृषि ऋण पर IWG की सिफारिश का कार्यान्वयन	इस संबंध में भारतीय रिजर्व बैंक, केंद्रीय कार्यालय के द्वारा मुख्य सचिव, झारखंड को दिनांक 24.09.2020 को पत्र लिखा गया था, इस संबंध में राज्य सरकार से अद्यतन जानकारी अप्राप्त है।	इस संबंध में एसएलबीसी की कृषि उप समिति की आगामी बैठक से इस विषय पर नियमित परिचर्चा की जानी है।

बैंक से संबंधित मामले/ ATR

बैंकों से संबंधित मामलों को 61वीं SLBC की बैठक से SLBC द्वारा ATR के रूप में विचार-विमर्श किये जाने का प्रावधान किया गया है। पिछली SLBC की 74 वीं बैठक के दौरान जिन मुद्दों पर चर्चा की गई थी, उन मुद्दों को सभी संबंधित बैंकों एवं LDMs को उनके द्वारा उचित कार्यवाही करने के लिए ATR के format में भेजा गया था, जिससे संबंधित compiled रिपोर्ट यहाँ प्रस्तुत किया जा रहा है। इन मुद्दों पर विस्तृत चर्चा के पूर्व उन बैंकों एवं LDMs का उल्लेख जरूरी है जिन्होंने बार-बार लिखित एवं मौखिक आग्रह के बावजूद SLBC को ATR प्रेषित नहीं किया है। ये बैंक हैं- IDBI Bank, Karur Vyasias Bank, Kotak Mahindra Bank और Yes Bank ने **ATR एसएलबीसी को प्रेषित नहीं किया है।** विस्तृत रिपोर्ट पृष्ठ सं-03 से 10 पर संलग्न है।

क्र.सं.	कार्यवाही बिंदु	कार्यवाही के लिए अपेक्षित मुद्दे	चिन्हित विभाग	संबन्धित विषय पर ATR
1.	वार्षिक ऋण योजना (ACP) 2020-21 के अंतर्गत दिसम्बर तिमाही तक कुल ऋण की उपलब्धि	वार्षिक ऋण योजना (ACP) 2020-21 के अंतर्गत दिसम्बर तिमाही तक कुल ऋण की उपलब्धि 75% के करीब है, किन्तु कृषि क्षेत्र में केवल 31% की उपलब्धि निश्चित ही विचारनीय है। इस सम्बन्ध में, विशेषकर एलडीएम तथा डीडीएम नाबार्ड को District Credit Plan की समीक्षा करने की जरूरत है एवं आगामी वित्तीय वर्ष 2021-22 हेतु District Credit Plan को Realistic बनाने आवश्यकता है। राज्य में कृषि से सम्बंधित काफी संभावनाएं हैं, विशेषकर माइक्रो Irrigation, Integrated Farming, Agri Infra, Solar Power की दिशा में काफी कुछ किया जा सकता है। इस सम्बन्ध में सभी हितधारकों को सुनियोजित कार्ययोजना के तहत कार्य करने की आवश्यकता है।	समस्त बैंक/ एलडीएम/ नाबार्ड/ राज्य सरकार	नाबार्ड द्वारा बताया गया कि द्विमाही संरचनात्मक बैठक में नाबार्ड के सभी जिला विकास प्रबन्धकों (डीडीएम) को निर्देश दिया गया है कि वार्षिक ऋण योजना (ACP) 2020-21 के अंतर्गत कृषि क्षेत्र में हुई कम उपलब्धि की विस्तृत चर्चा जिला स्तरीय समन्वय समिति (DLCC) की बैठक में अवश्य करें तथा आगामी वित्तीय वर्ष 2021-22 के लिए District Credit Plan को Block wise, Branch Wise बनाने हेतु अग्रणी जिला प्रबन्धकों (एलडीएम) का सहयोग करें। भारत सरकार द्वारा launch की गई योजनाएँ माइक्रो Irrigation, Integrated Farming, Agri Infra, Solar Power के प्रचार प्रसार के लिए भी निर्देश दिया गया है।
2.	ECLGS योजना के अंतर्गत राज्य के सभी बैंकों की उपलब्धि	ECLGS योजना के अंतर्गत राज्य के सभी बैंकों द्वारा अच्छा कार्य किया जा रहा है। इस योजना में कुल Eligible खातों की संख्या 1.18 लाख तथा कुल रु. 1906.32 करोड़ ऋण वितरण के लक्ष्य के विरुद्ध दिसम्बर, 2020 तिमाही तक बैंकों द्वारा प्राप्त रिपोर्ट के अनुसार 93.81% ऋण स्वीकृति एवं 88.40% ऋण वितरण किया जा चुका है।	समस्त बैंक	सभी बैंकों द्वारा जानकारी दी गई कि ECLGS योजना के अंतर्गत शत-प्रतिशत लक्ष्य हेतु प्रयास किया जा रहा है। 31.03.2021 की स्थिति के अनुसार इस योजना में ऋण स्वीकृति की उपलब्धि 95.72% रही है। इसकी विस्तृत विवरणी पृष्ठ संख्या 51 पर उपलब्ध है।

3.	PM स्वनिधि योजना के अंतर्गत राज्य के सभी बैंकों की उपलब्धि	शहरों में कोरोना महामारी के दौरान सबसे अधिक प्रभावित ठेले वाले, सब्जी वाले, गरीब रेहड़ी वालों (स्ट्रीट वेंडर्स) को पीएम स्वनिधि योजना के तहत बैंकों के माध्यम के रु. 10,000/- का ऋण दिया जा रहा है। इस योजना में, झारखण्ड राज्य में 75,000 स्ट्रीट वेंडर्स को ऋण देने का लक्ष्य MoHUA, भारत सरकार द्वारा निर्धारित किया गया है, जिसमें जनवरी, 2021 तक कुल 33,082 स्ट्रीट वेंडर्स के आवेदन पीएम स्वनिधि पोर्टल पर अपलोड किये गए हैं। इनमें से 16,302 ऋण आवेदन स्वीकृत एवं 13,601 ऋण आवेदन वितरित किये जा चुके हैं। इसमें और अधिक तेजी लाने की जरूरत है। साथ ही साथ राज्य सरकार के सम्बंधित विभाग से भी अनुरोध किया गया कि स्ट्रीट वेंडर्स को बैंकों तक जोड़ने में व्यापक पहल करें ताकि ज्यादा से ज्यादा लोग लाभान्वित हो सकें।	समस्त बैंक/ एलडीएम/ नगरीय विकास विभाग	दिनांक 20/05/2021 की स्थिति के अनुसार 39,512 आवेदन पोर्टल पर अपलोड किया गया है, जिसमें 23,566 आवेदन बैंकों द्वारा स्वीकृत किया गया है एवं 10428 ऋण आवेदनों को पोर्टल पर reject किया गया है। इसकी विस्तृत विवरणी पृष्ठ संख्या 55-56 पर उपलब्ध है।
4.	Targeted Financial Inclusion Intervention Programme in 19 Aspirational Districts	DFS द्वारा प्रायोजित Targeted Financial Inclusion Intervention Programme के तहत राज्य के 19 आकांक्षी जिलों (Aspirational Districts) (बोकारो, गिरिडीह, चतरा, हज़ारीबाग, रांची, खूंटी, गुमला, लोहरदगा, पूर्वी सिंहभूम, पश्चिमी सिंहभूम, दुमका, गढवा, गोड्डा, लातेहार, पाकुर, रामगढ़, साहेबगंज, पलामू एवं सिमडेगा) में सितम्बर, 2021 तक विभिन्न परिमाणों (KPIs) में शत-प्रतिशत लक्ष्य प्राप्ति की दिशा में सभी सदस्यों द्वारा निरंतर प्रयास करने की आवश्यकता है।	समस्त बैंक/ सम्बंधित एलडीएम/ राज्य सरकार	सभी बैंक एवं सम्बंधित LDM द्वारा इस सम्बन्ध में जारी दिशा निर्देशों का अनुपालन किया जा रहा है एवं 30.09.2021 शत-प्रतिशत लक्ष्य प्राप्ति की दिशा में सार्थक प्रयास किया जा रहा है। इसकी विस्तृत विवरणी पृष्ठ संख्या 90 पर उपलब्ध है।
5.	राज्य के डेयरी एवं फिशरी एक्टिविटी से जुड़े किसानों को केसीसी प्रदान करने हेतु केंद्र सरकार द्वारा प्रायोजित KCC Saturation Drive की प्रगति	KCC Saturation Drive के अंतर्गत राज्य के डेयरी एवं फिशरी एक्टिविटी से जुड़े किसानों को भी KCC योजना से जोड़ने के लिए झारखण्ड राज्य मिल्क फेडरेशन, डेयरी डेवलपमेंट एवं फिशरी विभाग से आवेदन सृजित कर बैंकों को भेजे जा रहें। बैंकों द्वारा जनवरी, 2021 तक डेयरी क्षेत्र में 4749 एवं फिशरी में 1264 ऋण आवेदन Sanction किये गये है। हालाँकि, अभी भी लंबित आवेदनों की संख्या एक चिंतनीय आंकड़ा है।	समस्त बैंक / एलडीएम / नाबार्ड	KCC Saturation Drive के अंतर्गत राज्य के डेयरी एवं मत्स्यपालन से जुड़े किसानों को भी KCC योजना से जोड़ने हेतु बैंकों में लंबित आवेदनों पर जिला वार समीक्षा हेतु सभी डीडीएम को निर्देश दिये गए हैं। इसकी विस्तृत विवरणी पृष्ठ संख्या 34-35 पर उपलब्ध है।
6.	राज्य में Government Sponsored Cases में NPA की स्थिति	राज्य में NPA, विशेषकर Government Sponsored Cases में काफी ज्यादा NPA होने पर बैंकों की राज्य सरकार से अपेक्षा है कि सर्टिफिकेट ऑफिसर की नियुक्ति हेतु शेष 17 जिलों में सर्टिफिकेट ऑफिसर की नियुक्ति अविलम्ब की जाये, ताकि बैंकों को NPA की वसूली में सहूलियत हो। Physical Possession से सम्बंधित 284 Cases विभिन्न बैंकों द्वारा राज्य सरकार को प्रेषित किये गए हैं, राज्य सरकार से अपेक्षा है कि सम्बंधित जिलों के उपायुक्तों को इन सभी लंबित मामलों के समाधान हेतु बैंकों को सहयोग प्रदान करने हेतु निर्देशित करें।	राज्य सरकार	इस संबंध में राज्य सरकार के संबन्धित विभाग से प्रतिवेदन अप्राप्त है।
7.	SHG एवं PMEGP ऋण योजना में उच्च NPA की स्थिति	दिसम्बर, 2020 तिमाही में SHG Finance में कुछ बैंकों जैसे :-IDBI, PNB एवं SBI में उच्च स्तर NPA क्रमशः 73.71%, 54.67% एवं 19.84% है, जो कि काफी चिंता का विषय है। JSLPS से अनुरोध किया गया कि वे इस मामले का संज्ञान लें तथा समय से ऋण वापसी हेतु महिला स्वयं सहायता समूहों के बीच निरंतर जागरूकता कार्यक्रम चलायें। इसी प्रकार, PMEGP योजना के मामले में भी बैंक ऑफ़ वडौदा, बैंक ऑफ़ इंडिया, सेंट्रल बैंक ऑफ़ इंडिया, इंडियन बैंक, झारखण्ड राज्य ग्रामीण बैंक, PNB, SBI, UCO बैंक एवं यूनियन बैंक ऑफ़ इंडिया का एनपीए प्रतिशत 25% से अधिक होना चिंता का विषय है।	- बैंक / JSLPS / समस्त एलडीएम/ KVIC	SHG :- जेएसएलपीएस द्वारा बताया कि एनपीए एसएचजी खातों की वसूली हेतु बैंकों को सहयोग किया जा रहा है। पीएमईजीपी:- सभी बैंकों ने केवीआईसी के सहयोग से एनपीए पीएमईजीपी की वसूली के लिए सभी शाखाओं को निर्देश दिया है

8.	जिला स्तर पर वर्ष 2021-22 के लिए DCC की बैठक में शाखावार DCP का अनुमोदन	वर्ष 2021-22 के लिए राज्य स्तर पर PLP (Potential Link Credit Plan) तैयार किया जा चुका है, जिसमें अगले वित्तीय वर्ष में प्राथमिकता क्षेत्र हेतु रु. 24,643 करोड़ एवं कृषि क्षेत्र के लिए रु. 11,183 करोड़ क्रेडिट की वृद्धि का अनुमान तय किया गया है। अतः सभी LDMs से अनुरोध किया गया कि जिला स्तर पर PLP का संदर्भ लेते हुए, अपने जिलों में शाखा स्तर पर DCP तैयार कर DCC की बैठक के द्वारा अनुमोदित करते हुए SLBC एवं नाबार्ड को प्रेषित करें, जिससे राज्य स्तर पर ACP 2020-21 का लक्ष्य निर्धारित किया जा सके।	एलडीएम/ डीडीएम- नाबार्ड	सभी जिलों से Block Wise Branch Wise DCP तैयार कर डीसीसी की बैठक के द्वारा अनुमोदित कर एसएलबीसी को प्रेषित किया जा चुका है।
9.	JLG (Joint Liability Group) का प्रमोशन एवं वित्त पोषण	JLG (Joint Liability Group) के सम्बन्ध में नाबार्ड के द्वारा बताया कि राज्य में JLG को प्रमोट करने हेतु तीन बैंकों के साथ एग्रीमेंट किया गया है, जिसके अंतर्गत प्रत्येक JLG के लिए रु. 4,000/- का ग्रांट दिया जायेगा। Joint Liability Group प्रमोशन के लिए JSLS को भी आगे आने का अनुरोध किया।	बैंक/ समस्त जेएसएलपीएस	बैंक :- उक्त विषय को अनुपालन के लिए चिन्हित कर लिया गया है और JLG का लक्ष्य समय पर प्राप्त करने का निर्देश सभी शाखाओं को दे दिया गया है। LDM: जिले के सभी बैंकों को दिये गए लक्ष्य की प्राप्ति हेतु प्रयासरत है।
10.	एग्री इन्फ्रा फंड एवं डेयरी एवं फिशरी किसानों को KCC प्रदान करने हेतु चलाये जा रहे KCC Saturation Drive की समीक्षा	एग्री इन्फ्रा फंड के अंतर्गत राज्य को केंद्र सरकार द्वारा रु.1,445 करोड़ का लक्ष्य आगामी तीन वर्षों के लिए दिया गया है। इस वर्ष इसके लिए रु. 145 करोड़ का लक्ष्य दिया गया है, जिसे बैंक वार एवं जिलावार लक्ष्य सभी स्टेक होल्डर्स को आबंटित किया जा चुका है। हालांकि राज्य में एग्री इन्फ्रा फंड के लिए निर्धारित लक्ष्य के सापेक्ष उपलब्धि शून्य रही है। अतः सभी स्टेक होल्डर्स से अनुरोध किया गया है कि इसके लिए विशेष जागरूकता अभियान चलाये तथा ऋण आवेदन सृजित कर लक्ष्य प्राप्ति हेतु प्रयास करें। राज्य में डेयरी एवं फिशरी किसानों को KCC प्रदान करने हेतु चलाये जा रहे KCC Saturation Drive की चर्चा करते हुए कहा कि अभी भी कुछ बैंकों में काफी आवेदन लंबित हैं, जिन्हें प्राथमिकता के आधार पर निष्पादित करने की जरूरत है।	एलडीएम/ बैंक/ समस्त राज्य सरकार	बैंकों ने बताया कि इस प्रायोजित योजना के अंतर्गत प्राप्त सभी लंबित आवेदनों के निष्पादन को प्राथमिकता दी जा रही है। नोट : विस्तृत रिपोर्ट पृष्ठ संख्या 34-35 पर उपलब्ध है।
11.	CD ratio की समीक्षा	राज्य के 18 जिलों में ऋण जमा अनुपात 40% से कम रहा है। जिले के DCC/DLRC के अंतर्गत सीडी ratio के Sub-Committee में इसकी चर्चा की जानी चाहिए। CD ratio से संबन्धित पिछले तिमाही का Monitorable action plan सभी 18 जिलों के LDM के द्वारा SLBC को प्रेषित किया गया है। इस संबंध में वैसे सभी जिले, जिनका सीडी रेशियो 40% से कम है, उनके LDM को जिले का Monitorable action plan SLBC इस माह के अंत तक प्रेषित करना है। ये जिले हैं:- 1.बोकारो; 2.चतरा; 3. देवघर; 4. कोडरमा; 5. दुमका; 6. गढ़वा; 7. गिरिडीह; 8. गोड्डा; 9. गुमला; 10. हजारीबाग; 11. जामतारा; 12. खूंटी; 13. लातेहार; 14. लोहरदगा; 15. रामगढ़; 16. साहिबगंज; 17.सिमडेगा; 18. पश्चिमी सिंहभूम.	एलडीएम संबन्धित एलडीएम	सभी संबन्धित एलडीएम द्वारा जिले में सीडी ratio के Sub-Committee की बैठक कर ली गई है एवं Monitorable action plan सभी 18 जिलों के LDM के द्वारा SLBC को प्रेषित किया जा चुका है।
12.	SBI द्वारा कृषि क्षेत्र में KCC की रिपोर्टिंग घटाने के सम्बन्ध में	दिसम्बर, 2020 तिमाही के दौरान प्राथमिकता क्षेत्र, कृषि ऋण, MSMEs, Weaker Sections, Women एवं Minorities क्षेत्र में उपलब्धि मार्च, 2020 की तुलना में घटी है। पूरे राज्य का प्रदर्शन संबन्धित विषयों में SBI के द्वारा लगातार reporting पिछली तिमाही में कम होने के कारण है। राज्य स्तर पर KCC के संबंध में SBI द्वारा पिछले वित्तीय वर्ष में की गयी गयी रिपोर्टिंग की तुलना में इस वित्त वर्ष में reporting काफी कम किए जाने के कारण कृषि क्षेत्र में काफी प्रतिकूल प्रभाव पड़ा है। RBI द्वारा SLBC से अनुरोध किया गया कि इस मुद्दे को SBI के LHO पटना को सूचित करते हुए उनसे इस विषय पर स्पष्टीकरण लिया जाये।	एसएलबीसी/ भारतीय स्टेट बैंक	एसबीआई द्वारा जानकारी दी गई कि एलएचओ, पटना ने इस सम्बन्ध में स्पष्टीकरण झारखंड राज्य सरकार को दे दिया है।

13.	Financial Literacy Counsellor की नियुक्ति के सम्बन्ध में	उन्होंने बैंक ऑफ़ इंडिया द्वारा कुछ जिलों में लंबित Financial Literacy Counsellor की नियुक्ति के मामले में कहा कि राज्य में बैंक ऑफ़ इंडिया के एकमात्र SLBC होने के नाते उनसे त्वरित कार्यवाई की आशा है।	ऑफ़ बैंक इंडिया	आरबीआई के निर्देशानुसार राज्य में वित्तीय साक्षरता हेतु वित्तीय साक्षरता हेतु रिक्त स्थानों पर Financial Literacy Counsellor तथा विभिन्न प्रखंडों में सीएफ़एल की स्थापना की जा रही है।
14.	एयरटेल पेमेंट बैंक, आईसीआईसीआई बैंक एवं कोटक महिंद्रा बैंक द्वारा SLBC को डाटा नहीं देने के सम्बन्ध में	RBI द्वारा एयरटेल पेमेंट बैंक द्वारा झारखण्ड में उनके बैंकिंग आउटलेट से सम्बंधित जानकारी नहीं देने के सम्बन्ध में SLBC को सलाह दिया गया कि इस मुद्दे को एयरटेल पेमेंट बैंक के सीईओ के समक्ष उठाना चाहिए। इसके साथ ही RBI द्वारा आईसीआईसीआई बैंक एवं कोटक महिंद्रा बैंक द्वारा SLBC को डाटा नहीं देने का कारण बताने को कहा गया।	एयरटेल पेमेंट बैंक/ आईसीआई सीआई बैंक/ कोटक महिंद्रा बैंक	संबन्धित बैंकों द्वारा एसएलबीसी को भविष्य में ससमय डाटा उपलब्ध करने का आश्वासन दिया गया है।
15.	Financial Inclusion and Literacy पर SLBC की एक उच्च स्तरीय सब-कमेटी बनाने के सम्बन्ध में	SLBC सब-कमेटी ऑन बैंकिंग आउटलेट के बैठक में राज्य के सभी गाँव जिनकी आबादी 2000 से कम है, 5000 से अधिक है, या 2000 से 5000 के बीच है, ऐसे स्थानों में बैंकिंग आउटलेट को दुबारा अपडेट करने को कहा गया है। साथ ही साथ, RBI द्वारा Financial Inclusion and Literacy पर SLBC की एक उच्च स्तरीय सब-कमेटी बनाने की बात कही गई है। इस कमेटी में सभी बैंक, राज्य सरकार, NRLM, NULM, PMKVY etc से जुड़े प्रतिनिधियों को शामिल कर SLBC को इसकी बैठक यथाशीघ्र करनी चाहिए।	एसएलबीसी/ सभी बैंक, राज्य सरकार, NRLM, NULM, PMKVY etc	Financial Inclusion and Literacy पर SLBC की एक उच्च स्तरीय सब-कमेटी का गठन कर लिया गया है।
16.	National Strategy of Financial Inclusion के अंतर्गत Skill Development, Livelihood Generation प्रोग्राम करने के सम्बन्ध में	National Strategy of Financial Inclusion का मुख्य उद्देश्य Livelihood and Skill Development की पहुँच को गाँव तक पहुँचाना है। RBI द्वारा बैंकों में खाता खोलने वाले फॉर्म में ही सभी Skill Development, Livelihood Generation प्रोग्राम की जानकारी देने का अनुरोध किया गया। इसके लिए सभी स्टैक होल्डर्स का सहयोग अपेक्षित है।	एसएलबीसी/ सभी बैंक/ सभी एलडीएम/ राज्य सरकार/ अन्य	सभी बैंक एवं LDM द्वारा इस सम्बन्ध में जारी दिशा निर्देशों का अनुपालन किया जा रहा है।
17.	जिला स्तर पर होने वाले DCC बैठक हेतु कैलेंडर तैयार करने के सम्बन्ध में	जिला स्तर पर होने वाले DCC बैठक हेतु SLBC द्वारा आगामी सभी चारों तिमाही हेतु DCC बैठक कैलेंडर तैयार कर सभी अग्रणी जिला प्रबंधकों के Circulate किया जाना है तथा सभी अग्रणी जिला प्रबंधक द्वारा यह प्रयास किया जाना चाहिए कि उनके जिले में DCC मीटिंग तय कैलेंडर के हिसाब से ही हो। साथ ही, सचिव, योजना-सह-वित्त विभाग, झारखण्ड सरकार से अनुरोध किया गया कि इस सम्बन्ध में अपने सभी जिलों के जिला उपायुक्त को भी अवगत कराएँ।	सभी एलडीएम/ राज्य सरकार	सभी LDM द्वारा इस सम्बन्ध में जारी दिशा निर्देशों का अनुपालन किया जा रहा है।
18.	SLBC पोर्टल पर Standardized सिस्टम के तहत डाटा FLOW	RBI द्वारा SLBC को reporting के लिए Automated Data Flow system के सम्बन्ध में कुछ बैंकों द्वारा इसको गंभीरता से नहीं लेने की बात कही गई है। यह प्रोजेक्ट मार्च, 2021 से पहले लागू किया जाना है एवं इसके लिए RBI द्वारा जल्दी ही एक रिव्यू मीटिंग किया जायेगा।	सभी बैंक/ एसएलबीसी	मार्च 2021 तिमाही की रेपोटिंग 28 बैंकों द्वारा की गयी है। निम्न 9 बैंकों द्वारा अभी तक Sample डाटा भी एसएलबीसी को प्रदान नहीं किया गया है। Axis Bank, Bank of Maharashtra, DCCB, ICICI Bank, IPPB, JRGB, Kotak Mahindra Bank, Laxmi Vilas Bank (DBS), Ujjivan Small Fin. Bank

19.	राज्य में BC/ CSP आउटलेट द्वारा गलत कार्यप्रणाली अपनाने के सम्बन्ध में	राज्य में BC/ CSP आउटलेट द्वारा गलत कार्यप्रणाली अपनाने, जैसे - ज्यादा चार्ज लेना, आबंटित जगह पर कार्य नहीं करना आदि सम्बंधित शिकायतों के सम्बन्ध में सभी बैंक नियंत्रकों द्वारा यह सुनिश्चित किया जाये कि उनके सभी BC/ CSP आउटलेट सही तरीके से RBI एवं बैंक के नियमानुसार कार्य कर रहे हैं।	सभी बैंक/ एसएलबीसी	इस संबंध में सभी बैंकों द्वारा अपने सभी BC/ CSP आउटलेट RBI एवं बैंक के नियमानुसार कार्य करने हेतु निर्देशित किया गया है एवं उनके द्वारा गलत कार्यप्रणाली अपनाने, जैसे - ज्यादा चार्ज लेना, आबंटित जगह पर कार्य नहीं करना आदि से सम्बंधित शिकायतों पर बैंकों द्वारा उचित कार्यवाही की जा रही है।
20.	राज्य का पूर्वी सिंहभूम जिला, जिसे 31 मार्च, 2021 तक 100% डिजिटल जिला बनाने के सम्बन्ध में	राज्य का पूर्वी सिंहभूम जिला, जिसे 31 मार्च, 2021 तक 100% डिजिटल जिला बनाने का लक्ष्य निर्धारित है। वर्तमान में Individual accounts के मामले में 85% एवं Business खातों के मामले में 67% उपलब्धि रही है।	बैंक/ सभी एसएलबीसी	राज्य का पूर्वी सिंहभूम जिला, जिसे 31 मार्च, 2021 तक 100% डिजिटल जिला बनाने का लक्ष्य निर्धारित था। बैंकों से प्राप्त रिपोर्ट के अनुसार दिनांक 31.03.2021 को Individual accounts के मामले में 98% एवं Business खातों के मामले में 78% उपलब्धि रही है।
21.	राज्य के सभी RSETIs के लिए एक साझा वेबसाइट सृजित किये जाने के सम्बन्ध में	पिछले SLBC मीटिंग के दौरान सभी RSETIs को एक साझा वेबसाइट सृजित किये जाने की आवश्यकता बताई गई थी, जिसमें सभी RSETIs को अपने प्रशिक्षण कार्यक्रम, प्रशिक्षण पाठ्यक्रम तथा लंबित क्रेडिट लिंकेज आवेदन की जानकारी उपलब्ध हो। SLBC द्वारा इस प्रक्रिया को यथाशीघ्र पूरा करते हुए, इसका Login Credentials सभी RSETIs निदेशक को देकर उपरोक्त जानकारी अपडेट किया जाना चाहिए।	एसएलबीसी	इस संबंध में एसएलबीसी द्वारा सभी सभी RSETIs के लिए वेबसाइट सृजित करने के लिए प्रक्रिया चल रही है।
22.	दिनांक 26.03.2021 को राज्य में Financial Inclusion and Literacy की स्थिति की समीक्षा हेतु विशेष SLBC मीटिंग करने हेतु	SLBC को दिनांक 26.03.2021 को राज्य में Financial Inclusion and Literacy की स्थिति की समीक्षा हेतु विशेष SLBC मीटिंग करने का अनुरोध किया। इस मीटिंग में भारतीय रिज़र्व बैंक, बैंक ऑफ़ इंडिया तथा अन्य स्टैक होल्डर्स के उच्च अधिकारी शामिल होंगे। सभी स्टैक होल्डर्स को इस बैठक हेतु वांछित डाटा SLBC को तुरन्त उपलब्ध कराने को कहा गया है।	बैंक/ सभी एसएलबीसी	राज्य में Financial Inclusion and Literacy की स्थिति की समीक्षा हेतु विशेष SLBC मीटिंग दिनांक 26.03.2021 को सफलतापूर्वक सम्पन्न हो चुकी है।
23.	कृषि क्षेत्र की उपलब्धि के सम्बन्ध में।	दिसम्बर, 2020 तिमाही का डाटा में कृषि क्षेत्र की उपलब्धि अच्छी नहीं पाई गई। राज्य के दो प्रमुख बैंक भारतीय स्टेट बैंक एवं बैंक ऑफ़ इंडिया की ACP उपलब्धि क्रमशः 13% एवं 33.32% रही, राज्य में उनके उपस्थिति की तुलना में काफी निराशाजनक है।	संबन्धित बैंक	भारतीय स्टेट बैंक एवं बैंक ऑफ़ इंडिया द्वारा बताया गया कि कृषि क्षेत्र में विशेष रूप से बढ़ावा देने हेतु राज्य की सभी शाखाओं को निर्देशित किया गया है तथा प्रगति की नियमित समीक्षा भी की जा रही है।
24.	आत्मनिर्भर भारत एवं KCC Saturation Drive under डेयरी-फिशरी एक्टिविटी तथा PM किसान के क्षेत्र में उपलब्धि।	आत्मनिर्भर भारत एवं KCC Saturation Drive under डेयरी-फिशरी एक्टिविटी तथा PM किसान के क्षेत्र में बैंकों को और अधिक कार्य करने की जरूरत है। इस सम्बन्ध में, बैंकों से नियमित रिब्यू मीटिंग की जा रही है, किन्तु इसमें उतनी प्रगति नहीं हो पाई है।	/ सभी बैंक एलडीएम	सभी बैंक एवं सम्बंधित LDM द्वारा इस सम्बन्ध में जारी दिशा निर्देशों का अनुपालन किया जा रहा है। इसकी प्रगति रिपोर्ट पृष्ठ संख्या 34 - 35 पर उपलब्ध है।
25.	शिक्षा ऋण की उपलब्धि	शिक्षा ऋण के मामले में कहा कि राज्य में बैंकों द्वारा वित्तीय वर्ष 2020-21 में 7,625 छात्रों को शिक्षा ऋण स्वीकृत किया गया, जिनमें से अनुसूचित जाति व जनजाति (SC/ ST) के केवल 413 छात्रों को ही शिक्षा ऋण स्वीकृत किया गया। यह झारखण्ड जैसे राज्य के लिए अत्यंत चिंतनीय है। सभी स्टैक होल्डर्स को इस मामले पर विशेष ध्यान देने की आवश्यकता है।	बैंक/ सभी एलडीएम	सभी बैंक एवं सम्बंधित LDM द्वारा इस सम्बन्ध में जारी दिशा निर्देशों का अनुपालन किया जा रहा है। इसकी प्रगति रिपोर्ट पृष्ठ संख्या 136-137 पर उपलब्ध है।

26.	झारखण्ड द्वारा दिसम्बर तिमाही में ACP उपलब्धि	झारखण्ड द्वारा दिसम्बर तिमाही में ACP उपलब्धि हमारे पड़ोसी राज्य छत्तीसगढ़ द्वारा प्रथम तिमाही के ACP उपलब्धि के बराबर है, जबकि लॉकडाउन का प्रभाव पुरे देश में एक सामान था। राज्य में मुख्य फसल खरीफ की होती है, जिसमें कृषि क्षेत्र में ऋण वितरण में वृद्धि प्रथम तिमाही में होनी चाहिए।	बैंक/ एलडीएम	सभी बैंक एवं सम्बंधित LDM द्वारा इस सम्बन्ध में जारी दिशा निर्देशों का अनुपालन किया जा रहा है। इसकी प्रगति रिपोर्ट पृष्ठ संख्या 116-127 पर उपलब्ध है।
27.	KCC Saturation Drive under डेयरी-फिशरी एक्टिविटी तथा PM किसान को केसीसी प्रदान करने के क्षेत्र में उपलब्धि	SLBC द्वारा दर्शाए गए दिसम्बर, 20 तिमाही में कुल KCC की संख्या दिसम्बर, 19 की तुलना में घटकर 13.72 लाख रह गया, जबकि राज्य में कुल पीएम किसान के लाभुकों की संख्या 31.85 लाख है। अतः राज्य में कम से कम 31.85 लाख KCC खाते होने चाहिए। राज्य में चल रहे KCC Saturation Drive under Dairy-Fishery Activity के अंतर्गत डेयरी एवं फिशरी विभागों द्वारा बैंकों को भेजे गए आवेदनों की तुलना में स्वीकृत आवेदनों की संख्या बहुत कम है। डेयरी विभाग द्वारा लगभग 33,000 आवेदन बैंकों को भेजे गए हैं, जबकि बैंकों ने केवल 21,383 आवेदन प्राप्त होने की सूचना दी है, जिनमें से केवल 4,749 स्वीकृत किया गया है तथा 10,000 से अधिक आवेदन निरस्त कर दिया गया है। इसी प्रकार, फिशरी के मामले में भी विभाग द्वारा 19,032 आवेदन बैंकों को भेजे गए, जबकि बैंकों द्वारा 11,874 आवेदन ही प्राप्त होने की सूचना दी गई है, जिनमें से केवल 1,264 ऋण आवेदन स्वीकृत किये गए हैं तथा 8,419 आवेदन निरस्त किया गया है। डेयरी एवं फिशरी विभाग द्वारा अनुमोदित किये जाने के बाद भी बैंकों द्वारा ऋण आवेदनों को रिजेक्ट किया जाना बहुत निराशाजनक है। जिलास्तर पर सभी स्टैक होल्डर्स की एक कमेटी गठित कर बैंकों को प्राप्त नहीं हुए आवेदनों की जाँच करने का निर्णय लिया गया।	सभी बैंक/ एलडीएम/ एसएलबीसी	सभी बैंक एवं सम्बंधित LDM द्वारा इस सम्बन्ध में जारी दिशा निर्देशों का अनुपालन किया जा रहा है। नोट :- इसकी प्रगति रिपोर्ट पृष्ठ संख्या 34-35 पर उपलब्ध है।
28.	PM किसान के लाभुकों को KCC जारी करने के सम्बन्ध में	सचिव, कृषि, पशुपालन एवं सहकारिता विभाग, झारखण्ड सरकार द्वारा सभा को जानकारी दी गई कि राज्य में जिला उपायुक्त द्वारा जाँच के उपरांत ही लाभुक का डाटा PM किसान पोर्टल पर अपलोड किया जाता है तथा वे लाभुक को किसान के रूप में प्रमाणिक भी करते हैं। अतः बैंकों को उन्हें KCC देने में कोई परेशानी नहीं होनी चाहिए एवं उन्हें PM किसान लाभुकों से लैंड रिकॉर्ड भी लेने की आवश्यकता नहीं होनी चाहिए।	सभी बैंक/ एलडीएम/ एसएलबीसी	सभी बैंक एवं सम्बंधित LDM द्वारा इस सम्बन्ध में जारी दिशा निर्देशों का अनुपालन किया जा रहा है।
29.	झारखण्ड कृषि ऋण माफ़ी योजना के अंतर्गत बैंकों द्वारा डाटा अपलोड करने के सम्बन्ध में	झारखण्ड सरकार की अतिमहत्वकांक्षी योजना झारखण्ड कृषि ऋण माफ़ी योजना के अंतर्गत राज्य में कृषि ऋण माफ़ी हेतु लगभग 11 लाख योग्य KCC फार्मर्स हैं। राज्य सरकार द्वारा ऋण माफ़ी हेतु इस वित्तीय वर्ष में 2,000 करोड़ का Provision किया गया है। अभी तक बैंकों द्वारा केवल 2 लाख डाटा ही पोर्टल पर अपलोड किया गया है, जबकि अभी भी 9 लाख डाटा अपलोड किया जाना शेष है। बैंक अपने सभी योग्य KCC खाताओं का डाटा यथाशीघ्र पोर्टल पर अपलोड करें, जिससे राज्य के किसानों को इसका लाभ तुरंत मिल सके और बैंक इस बात का ध्यान रखे कि राज्य का कोई भी योग्य किसान इस योजना के लाभ से वंचित न हो।	सभी बैंक/ एलडीएम	सभी बैंक एवं सम्बंधित LDM द्वारा इस सम्बन्ध में जारी दिशा निर्देशों का अनुपालन किया जा रहा है।

30.	एग्री इन्फ्रा फंड में राज्य में राज्य की उपलब्धि	एग्री इन्फ्रा फंड में राज्य का लक्ष्य रु. 300 करोड़ का निर्धारित है, किन्तु अभी तक की उपलब्धि शून्य है। पिछली SLBC की बैठक में यह निर्णय लिया गया था कि सभी जिलों में कम से कम एक प्रोजेक्ट बैंकों द्वारा इस योजना में फाइनेंस किया जाना है, किन्तु अभी तक परिणाम शून्य है। अतः बैंकों से अनुरोध किया गया कि सभी बैंकों 31 मार्च 2021 तक प्रत्येक जिले में कम से कम एक प्रोजेक्ट जरूर फाइनेंस करें।	सभी बैंक/ एलडीएम	सभी बैंक एवं LDM द्वारा इस सम्बन्ध में जारी दिशा निर्देशों का अनुपालन किया जा रहा है। पोर्टल पर दिनांक 25.03.2021 की स्थिति के अनुसार राज्य में कुल 26 आवेदन प्राप्त हुये, जिसमें 8 आवेदन विभाग द्वारा अनुमोदित किया गया। बैंकों द्वारा 2 आवेदन स्वीकृत किया गया तथा 5 आवेदनों को reject किया गया। इसकी प्रगति रिपोर्ट पृष्ठ संख्या 54 पर उपलब्ध है।
31.	एसएचजी की महिलाओं को विभिन्न बैंकों में बीसी (बैंकिंग सखी) के रूप नियुक्त करने के सम्बन्ध में	राज्य सरकार द्वारा एक-पंचायत एक-बैंकिंग सखी नियुक्त करने एवं उसके पंचायत भवन में कार्य करने की योजना के अंतर्गत एसएचजी की महिलाओं को विभिन्न बैंकों में बीसी (बैंकिंग सखी) के रूप नियुक्त करने हेतु प्राथमिकता दिया जाना है तथा सभी बैंकों के Controlling Heads से अनुरोध किया कि वे अपनी शाखाओं को इस दिशा में कार्य करने हेतु निर्देशित करें। इस सम्बन्ध में, प्रथम चरण में राज्य के 3000 बड़े पंचायतों में बैंकिंग सखी नियुक्त करने की योजना है, जिनमें से अभी 1000 पंचायतों में बैंकिंग सखी नियुक्त किया जा चुका है, शेष 2000 पंचायतों में बैंकों के माध्यम से बैंकिंग सखी नियुक्त किया जाना है।	सभी बैंक/ एलडीएम/ जेएसएलपी एस	सभी बैंक एवं LDM द्वारा इस सम्बन्ध में जारी दिशा निर्देशों का अनुपालन किया जा रहा है। नोट :- इसकी प्रगति रिपोर्ट पृष्ठ संख्या 48-49 पर उपलब्ध है।
32.	RSETI भवन के निर्माण सम्बन्धित मामलें	RSETI भवन के निर्माण की प्रगति की समीक्षा करते हुये बताया कि अभी 10 RSETI भवन का कार्य प्रगति में है जिसमें एसबीआई के 7, इंडियन बैंक के 2 एवं बैंक ऑफ इंडिया का 1 है। SBI द्वारा संचालित RSETI भवन निर्माण की धीमी प्रगति पर चिंता प्रकट किया गया तथा SBI से इसमें तेजी लाने का अनुरोध किया गया। रामगढ़ RSETI के संबंध में जानकारी दी गई कि पंजाब नेशनल बैंक द्वारा भवन निर्माण हेतु आवंटित राशि बैंक ऑफ इंडिया को हस्तांतरण हेतु आदेश जारी किया गया है एवं राज्य सरकार द्वारा भूमि का आवंटन भी किया जा चुका है। अतः बैंक ऑफ इंडिया से अनुरोध किया गया कि रामगढ़ RSETI का निर्माण कार्य प्रारम्भ करें। उन्होंने लोहरदगा RSETI का निर्माण कार्य दुबारा शुरू करने के लिए बैंक ऑफ इंडिया से अनुरोध किया।	इंडियन बैंक/ एसबीआई/ बैंक	एसबीआई एवं इंडियन बैंक द्वारा बताया गया कि उनके द्वारा संचालित RSETI भवन निर्माण में तेजी लाने का प्रयास किया जा रहा है तथा शीघ्र ही पूरा कर लिया जाएगा। बैंक ऑफ इंडिया द्वारा जानकारी दी गई कि रामगढ़ RSETI भवन निर्माण हेतु भूमि स्थानांतरण सम्बन्धित मामला कोविड-19 के कारण लंबित है। लोहरदगा RSETI भवन निर्माण कार्य पुनः शुरूवात की प्रक्रिया चल रही है।
33.	SLBC की बैठक में सीधे एजेंडा एवं Action Taken Report पर चर्चा करने के सम्बन्ध में	संयुक्त सचिव, वित्तीय सेवाएँ विभाग, भारत सरकार द्वारा सलाह दी गई कि RBI द्वारा जारी लीड बैंक स्कीम के गाइडलाइन्स के अनुसार यदि SLBC की मीटिंग में शामिल विशेष प्रतिनिधियों द्वारा सभा का संबोधन जरूरी नहीं है, तो SLBC की बैठक में सीधे एजेंडा एवं Action Taken Report पर चर्चा होनी चाहिए एवं इसी दौरान प्रतिनिधि अपने सुझाव एवं समस्या रखें। इसलिए सीधे एजेंडा पर चर्चा करने से यह काफी लाभदायक होगा। उन्होंने सुझाव दिया कि अगली बार से SLBC की मीटिंग में केवल एजेंडा एवं ATR पर चर्चा की जानी चाहिए। उदाहरण के लिए कि उन्होंने कहा कि ATR में यह दर्शाया गया है कि प्राइवेट बैंक द्वारा SLBC को डाटा नहीं दिया जा रहा है, तो इसमें सम्बन्धित बैंक का नाम दिया जाना चाहिए। सभी प्राइवेट बैंकों को सरकार द्वारा प्रायोजित योजनाओं में सहयोग करना है और यदि वे ऐसा नहीं करते हैं, तो इसकी सूचना SLBC फोरम के माध्यम से सरकार तक पहुँचानी चाहिए। भारत सरकार ऐसे प्राइवेट बैंकों को सरकारी बिज़नेस करने से रोक सकती है।	सभी बैंक/ एलडीएम	एसएलबीसी की 75वीं बैठक से इस प्रक्रिया को अपनाया जाएगा।

34.	e-स्टमिंग की व्यवस्था लागू करने के सम्बन्ध में	भारत सरकार पुरे देश में e-स्टमिंग की व्यवस्था लागू करना चाहती है। PSB सहित सभी बैंक एवं झारखण्ड सहित कई राज्य इसके लिए तैयार हैं एवं सरकार इसको इसी वर्ष अप्रैल महीने से पुरे देश में लागू करना चाहती है जिससे बैंकों को अपने डाक्यूमेंट्स की स्टमिंग में काफी सहूलियत होगी।	सभी बैंक/ राज्य सरकार	सभी बैंकों से अपने प्रधान कार्यालय के माध्यम से NeSL के साथ डाटा integration में हुई प्रगति की सूचना SLBC को प्रदान करना है।
35.	शिक्षा ऋण सम्बंधित मामलें	झारखण्ड राज्य एक एजुकेशनल हब है। यहाँ के छात्र-छात्राये उच्च शिक्षा के लिए देश-विदेश जाते हैं, किन्तु फिर भी राज्य में शिक्षा ऋण संतोषजनक नहीं है। राज्य में अच्छी खासी SC/ ST आबादी होने पर भी शिक्षा ऋण में SC/ ST छात्रों की कम संख्या होना निराशाजनक है। अतः सभी बैंकों से अनुरोध किया गया कि अगले कुछ महीनों में Technical एवं Managment कालेजों में प्रवेश शुरू होंगे जिनमें बैंको को कैम्प लगाकर ज्यादा से ज्यादा एजुकेशन लोन देना चाहिए, जिससे झारखण्ड के छात्र, विशेषकर SC/ ST गरीब छात्रों को ज्यादा लाभ मिल सके। सरकार द्वारा 7.50 लाख तक के शिक्षा ऋण में CGFSEL के तहत गारंटी कवर दिया जाता है।	सभी बैंक/ एलडीएम	सभी बैंक एवं LDM द्वारा इस सम्बन्ध में जारी दिशा निर्देशों का अनुपालन किया जा रहा है। नोट :- प्रगति रिपोर्ट पृष्ठ संख्या 136-137 पर उपलब्ध है।
36.	राज्य में पीएम स्वनिधि योजना की प्रगति की समीक्षा	राज्य में पीएम स्वनिधि योजना की प्रगति के सम्बन्ध में कहा कि बैंकों को इसमें और अधिक कार्य करने की जरूरत है। स्ट्रीट वेंडर्स के लिए रु.10,000 की राशि लॉक डाउन के उपरांत दुबारा व्यवसाय शुरू करने में काफी मदद करेगा। यह माननीय प्रधानमंत्री की अतिमहत्वकांक्षी योजना है। राज्य सरकार से भी अनुरोध किया गया कि इस योजना का प्रचार-प्रसार करते हुए सभी स्ट्रीट वेंडर्स को उनके लिए चलाये जा रहे इस योजना की जानकारी दें तथा उनके आवेदन को बैंकों तक पहुंचाए। जिला उपायुक्त से भी अनुरोध किया गया कि सरकार द्वारा बैंकों के माध्यम से चलायी जा रही सभी योजनाओं को अपने जिले में पूरा प्रचार-प्रसार करें साथ ही साथ समय-समय पर इसकी समीक्षा करें। उन्होंने भारतीय स्टेट बैंक के लिए कहा कि राज्य में SBI बैंक का प्रतिनिधित्व करने के लिए एक महाप्रबंधक की नियुक्ति के लिए उनके चेयरमैन से बात की। यह राज्य एवं SBI दोनों की छवि में परिवर्तन के लिए जरूरी है।	सभी बैंक/ एलडीएम	सभी बैंक एवं LDM द्वारा इस सम्बन्ध में जारी दिशा निर्देशों का अनुपालन किया जा रहा है। नोट :- प्रगति रिपोर्ट पृष्ठ संख्या 55-56 पर उपलब्ध है।
37.	SLBC के बैठक में General Insurance Co. के प्रतिनिधि को आमंत्रित करने के सम्बन्ध में	डेयरी एवं फिशरी को KCC देने के मामले में बैंकों द्वारा पशुधन बीमा से सम्बन्धित परेशानी को देखते हुए संयुक्त सचिव, वित्तीय सेवाएँ विभाग, भारत सरकार द्वारा सलाह दी गई कि SLBC के बैठक में General Insurance Co. के प्रतिनिधि को भी आमंत्रित करें।	सभी बैंक/ एसएलबीसी	एसएलबीसी की आगामी बैठकों में General Insurance Co. के प्रतिनिधि को आमंत्रित करने हेतु अनुरोध किया जाएगा।

क) Overall Performance के आधार पर बैंकों के द्वारा प्राप्तांक के अनुसार चयन किया गया निम्नलिखित बैंक :

क्रम सं	बैंक के नाम	प्राप्तांक	
.1	बैंक ऑफ इंडिया	206	इससे संबंधित मानकों पर विस्तृत प्रतिवेदन पृष्ठ संख्या 12 से 15 में दर्शाया गया है।
.2	यूनियन बैंक ऑफ इंडिया	184	

ख) Incremental Performance के आधार पर बैंकों के द्वारा प्राप्तांक के अनुसार चयन किया गया निम्नलिखित बैंक :

क्रम सं	बैंक के नाम	प्राप्तांक	
.1	केनरा बैंक	171	इससे संबंधित मानकों पर विस्तृत प्रतिवेदन पृष्ठ संख्या 16 से 20 में दर्शाया गया है।
.2	आईडीबीआई बैंक	146	



AMOUNT IN LACS.

BUSINESS MIX AS ON 31.03.2021								AGRICULTURE OUTSTANDING AS ON 31.03.2021					
SR. NO.	BANKS	DEPOSIT - MARCH 2021 AMT. IN LACS	ADVANCE - MARCH 2021 AMT. IN LACS	TOTAL BUSINESS MIX	NO. OF BRANCHES	BUSINESS MIX PER BRANCH	MARKS	SR. NO.	BANKS	AGRICULTURE - MARCH 2021 AMT. IN LACS	NO. OF BRANCHES	PERFORMANCE IN AGRICULTURE PER BRANCH	MARKS
1	STATE BANK OF INDIA	84,97,851.53	22,09,626.94	1,07,07,478.47	567	18,884.44	32	1	STATE BANK OF INDIA	86,364.80	567	152	12
2	BANK OF INDIA	44,61,988.00	10,21,709.00	54,83,697.00	486	11,283.33	24	2	BANK OF INDIA	2,88,994.61	486	595	31
3	INDIAN BANK	11,70,740.00	3,14,254.00	14,84,994.00	168	8,839.25	18	3	INDIAN BANK	53,016.84	168	316	22
4	CENTRAL BANK OF INDIA	5,54,345.35	1,23,905.70	6,78,251.05	88	7,707.40	14	4	CENTRAL BANK OF INDIA	31,549.63	88	359	24
5	PUNJAB NATIONAL BANK	16,77,974.00	5,20,717.00	21,98,691.00	238	9,238.20	20	5	PUNJAB NATIONAL BANK	68,772.77	238	289	20
6	CANARA BANK	26,98,481.88	4,03,350.00	31,01,831.88	190	16,325.43	30	6	CANARA BANK	72,644.84	190	382	26
7	UNION BANK OF INDIA	9,71,413.28	3,93,108.50	13,64,521.78	126	10,829.54	23	7	UNION BANK OF INDIA	39,243.16	126	311	21
8	UCO BANK	4,57,185.88	83,240.56	5,40,426.44	73	7,403.10	13	8	UCO BANK	16,015.61	73	219	16
9	BANK OF BARODA	8,10,482.47	3,00,765.66	11,11,248.13	131	8,482.81	17	9	BANK OF BARODA	36,233.39	131	277	19
10	INDIAN OVERSEAS BANK	2,44,363.00	76,366.09	3,20,729.09	40	8,018.23	16	10	INDIAN OVERSEAS BANK	1,577.47	40	39	9
11	PUNJAB AND SINDH BANK	1,03,689.00	28,157.00	1,31,846.00	17	7,755.65	15	11	PUNJAB AND SINDH BANK	122.80	17	7	7
12	BANK OF MAHARASHTRA	27,342.57	11,179.79	38,522.36	7	5,503.19	12	12	BANK OF MAHARASHTRA	32.22	7	5	6
13	IDBI BANK	4,45,647.80	1,64,492.69	6,10,140.49	53	11,512.08	25	13	IDBI BANK	10,303.80	53	194	15
14	IDFC FIRST BANK	30,081.00	34,587.00	64,668.00	5	12,933.60	26	14	IDFC FIRST BANK	1.00	5	0	
15	FEDERAL BANK	59,562.00	22,461.10	82,023.10	9	9,113.68	19	15	FEDERAL BANK	1,403.23	9	156	13
16	HDFC BANK	9,55,965.17	6,95,067.08	16,51,032.25	64	25,797.38	34	16	HDFC BANK	31,735.57	64	496	28
17	ICICI BANK	5,65,557.16	5,08,084.92	10,73,642.08	55	19,520.77	33	17	ICICI BANK	9,570.70	55	174	14
18	KARNATAKA BANK LTD.	8,294.95	22,428.80	30,723.75	3	10,241.25	21	18	KARNATAKA BANK LTD.	-	3	-	
19	AXIS BANK	6,22,191.00	3,12,463.02	9,34,654.02	72	12,981.31	27	19	AXIS BANK	16,920.00	72	235	17
20	INDUS IND BANK	1,10,093.88	3,29,765.29	4,39,859.17	27	16,291.08	29	20	INDUS IND BANK	93,265.29	27	3,454	34
21	JAMMU AND KASHMIR BANK LT	2,854.37	1,369.05	4,223.42	1	4,223.42	11	21	JAMMU AND KASHMIR BANK L	-	1	-	
22	YES BANK	52,205.00	29,733.00	81,938.00	5	16,387.60	31	22	YES BANK	-	5	-	
23	KOTAK MAHINDRA BANK	81,170.12	41,798.26	1,22,968.38	9	13,663.15	28	23	KOTAK MAHINDRA BANK	5,470.04	9	608	32
24	SOUTH INDIAN BANK	19,140.32	2,294.80	21,435.12	2	10,717.56	22	24	SOUTH INDIAN BANK	475.75	2	238	18
25	LAXMI VILASH BANK	2,398.39	1,017.69	3,416.08	2	1,708.04	1	25	LAXMI VILASH BANK	-	2	-	
26	KARUR VASYA BANK	1,274.81	1,791.63	3,066.44	1	3,066.44	8	26	KARUR VASYA BANK	1,586.00	1	1,586	33
27	BANDHAN BANK	1,19,038.89	1,04,110.18	2,23,149.07	118	1,891.09	2	27	BANDHAN BANK	12,487.62	118	106	11
28	JHARKHAND RAJYA GRAMIN BA	8,42,141.00	3,45,011.00	11,87,152.00	443	2,679.80	7	28	JHARKHAND RAJYA GRAMIN B	1,99,332.69	443	450	27
29	DHANBAD CENTRAL COOPERAT	34,660.02	3,138.43	37,798.45	12	3,149.87	9	29	DHANBAD CENTRAL COOPERA	103.68	12	9	8
30	COOPERATIVE BANK	1,81,337.20	23,816.11	2,05,153.31	105	1,953.84	3	30	COOPERATIVE BANK	11,039.01	105	105	10
31	ESAF BANK	8,896.91	18,757.79	27,654.70	13	2,127.28	4	31	ESAF BANK	4,896.91	13	377	25
32	UJJIVAN BANK	18,272.00	31,071.00	49,343.00	14	3,524.50	10	32	UJJIVAN BANK	8,157.29	14	583	30
33	UTKARSH BANK	35,518.00	58,569.00	94,087.00	44	2,138.34	5	33	UTKARSH BANK	24,362.00	44	554	29
34	JANA BANK	20,816.95	17,832.29	38,649.24	15	2,576.62	6	34	JANA BANK	4,935.78	15	329	23

AMOUNT IN LACS.

MSME OUTSTANDING AS ON 31.03.2021						NUMBER OF KCCS AS ON 31.03.2021					
SR. NO.	BANKS	MSME - MARCH 2021 AMT. IN LACS	NO. OF BRANCHES	PERFORMANCE IN MSME PER BRANCH	MARKS	SR. NO.	BANKS	NUMBER OF KCC MARCH 2021	NO. OF BRANCHES	PERFORMANCE IN KCC PER BRANCH	MARKS
1	STATE BANK OF INDIA	2,94,886.68	567	520	13	1	STATE BANK OF INDIA	1,48,324	567	262	26
2	BANK OF INDIA	4,17,580.83	486	859	22	2	BANK OF INDIA	4,05,482	486	834	33
3	INDIAN BANK	1,25,491.62	168	747	21	3	INDIAN BANK	70,064	168	417	31
4	CENTRAL BANK OF INDIA	46,144.39	88	524	14	4	CENTRAL BANK OF INDIA	43,193	88	491	32
5	PUNJAB NATIONAL BANK	2,23,083.15	238	937	23	5	PUNJAB NATIONAL BANK	76,472	238	321	27
6	CANARA BANK	1,37,582.69	190	724	20	6	CANARA BANK	67,235	190	354	29
7	UNION BANK OF INDIA	2,87,435.08	126	2,281	31	7	UNION BANK OF INDIA	49,842	126	396	30
8	UCO BANK	39,963.34	73	547	15	8	UCO BANK	15,558	73	213	25
9	BANK OF BARODA	1,28,914.27	131	984	25	9	BANK OF BARODA	15,619	131	119	22
10	INDIAN OVERSEAS BANK	64,304.43	40	1,608	28	10	INDIAN OVERSEAS BANK	3,023	40	76	21
11	PUNJAB AND SINDH BANK	16,005.75	17	942	24	11	PUNJAB AND SINDH BANK	141	17	8	20
12	BANK OF MAHARASHTRA	4,921.21	7	703	17	12	BANK OF MAHARASHTRA	29	7	4	18
13	IDBI BANK	57,857.17	53	1,092	26	13	IDBI BANK	10,546	53	199	24
14	IDFC FIRST BANK	1,251.00	5	250	8	14	IDFC FIRST BANK	-	5	-	-
15	FEDERAL BANK	3,243.39	9	360	12	15	FEDERAL BANK	3,086	9	343	28
16	HDFC BANK	1,38,579.33	64	2,165	30	16	HDFC BANK	198	64	3	17
17	ICICI BANK	1,15,235.32	55	2,095	29	17	ICICI BANK	82	55	1	14
18	KARNATAKA BANK LTD.	21,865.56	3	7,289	34	18	KARNATAKA BANK LTD.	-	3	-	-
19	AXIS BANK	48,304.00	72	671	16	19	AXIS BANK	136	72	2	15
20	INDUS IND BANK	1,56,542.35	27	5,798	33	20	INDUS IND BANK	-	27	-	-
21	JAMMU AND KASHMIR BANK LTD.	-	1	-	-	21	JAMMU AND KASHMIR BANK LTD.	-	1	-	-
22	YES BANK	6,734.00	5	1,347	27	22	YES BANK	-	5	-	-
23	KOTAK MAHINDRA BANK	22,743.42	9	2,527	32	23	KOTAK MAHINDRA BANK	1	9	0	-
24	SOUTH INDIAN BANK	568.54	2	284	11	24	SOUTH INDIAN BANK	6	2	3	16
25	LAXMI VILASH BANK	-	2	-	-	25	LAXMI VILASH BANK	-	2	-	-
26	KARUR VASYA BANK	-	1	-	-	26	KARUR VASYA BANK	-	1	-	-
27	BANDHAN BANK	84,642.07	118	717	19	27	BANDHAN BANK	-	118	-	-
28	JHARKHAND RAJYA GRAMIN BANK	51,617.96	443	117	7	28	JHARKHAND RAJYA GRAMIN BANK	3,79,026	443	856	34
29	DHANBAD CENTRAL COOPERATIVE BANK	-	12	-	-	29	DHANBAD CENTRAL COOPERATIVE BANK	67	12	6	19
30	COOPERATIVE BANK	-	105	-	-	30	COOPERATIVE BANK	13,045	105	124	23
31	ESAF BANK	9,310.49	13	716	18	31	ESAF BANK	-	13	-	-
32	UJJIVAN BANK	3,590.00	14	256	9	32	UJJIVAN BANK	-	14	-	-
33	UTKARSH BANK	11,661.00	44	265	10	33	UTKARSH BANK	-	44	-	-
34	JANA BANK	302.04	15	20	6	34	JANA BANK	-	15	-	-

NUMBER OF PMJDY A/CS AS ON 31.03.2021						NUMBER OF RUPAY CARD ACTIVATION AS ON 31.03.2021						NUMBER OF BCS / CSPTS DEPLOYED AS ON 31.03.2021					
SR. NO.	BANKS	NUMBER OF PMJDY A/CS MARCH 2021	NO. OF BRANCHES	PERFORMANCE IN PMJDY A/CS PER BRANCH	MARKS	SR. NO.	BANKS	NUMBER OF RUPAY CARD ACTIVATION- MARCH 2021	NO. OF BRANCHES	PERFORMANCE IN NO. OF RUPAY CARD ACTIVATION PER BRANCH	MARKS	SR. NO.	BANKS	NUMBER OF BCS - MARCH 2021	NO. OF BRANCHES	PERFORMANCE IN DEPLOYING BCS / CSPTS PER BRANCH	MARKS
1	STATE BANK OF INDIA	47,49,531	567	8,377	33	1	STATE BANK OF INDIA	44,11,586	567	7,781	34	1	STATE BANK OF INDIA	2,062	567	3.64	28
2	BANK OF INDIA	41,79,621	486	8,600	34	2	BANK OF INDIA	34,58,521	486	7,116	33	2	BANK OF INDIA	2,043	486	4.20	29
3	INDIAN BANK	6,16,881	168	3,672	29	3	INDIAN BANK	3,05,345	168	1,818	30	3	INDIAN BANK	280	168	1.67	25
4	CENTRAL BANK OF INDIA	2,55,457	88	2,903	28	4	CENTRAL BANK OF INDIA	1,64,711	88	1,872	31	4	CENTRAL BANK OF INDIA	128	88	1.45	24
5	PUNJAB NATIONAL BANK	11,84,082	238	4,975	30	5	PUNJAB NATIONAL BANK	4,49,038	238	1,887	32	5	PUNJAB NATIONAL BANK	304	238	1.28	23
6	CANARA BANK	3,25,563	190	1,713	24	6	CANARA BANK	1,24,635	190	656	22	6	CANARA BANK	225	190	1.18	22
7	UNION BANK OF INDIA	3,60,003	126	2,857	27	7	UNION BANK OF INDIA	1,57,238	126	1,248	26	7	UNION BANK OF INDIA	229	126	1.82	26
8	UCO BANK	1,89,676	73	2,598	26	8	UCO BANK	67,407	73	923	25	8	UCO BANK	67	73	0.92	21
9	BANK OF BARODA	6,88,186	131	5,253	31	9	BANK OF BARODA	62,112	131	474	20	9	BANK OF BARODA	435	131	3.32	27
10	INDIAN OVERSEAS BANK	88,572	40	2,214	25	10	INDIAN OVERSEAS BANK	69,549	40	1,739	29	10	INDIAN OVERSEAS BANK	17	40	0.43	19
11	PUNJAB AND SINDH BANK	8,147	17	479	16	11	PUNJAB AND SINDH BANK	7,415	17	436	19	11	PUNJAB AND SINDH BANK	1	17	0.06	16
12	BANK OF MAHARASHTRA	9,830	7	1,404	22	12	BANK OF MAHARASHTRA	5,427	7	775	23	12	BANK OF MAHARASHTRA	-	7	-	-
13	IDBI BANK	29,416	53	555	18	13	IDBI BANK	21,888	53	413	18	13	IDBI BANK	29	53	0.55	20
14	IDFC FIRST BANK		5			14	IDFC FIRST BANK		5		-	14	IDFC FIRST BANK	342	5	68.40	34
15	FEDERAL BANK	1,746	9	194	11	15	FEDERAL BANK	909	9	101	13	15	FEDERAL BANK	-	9	-	-
16	HDFC BANK	34,058	64	532	17	16	HDFC BANK	34,055	64	532	21	16	HDFC BANK	517	64	8.08	32
17	ICICI BANK	71,039	55	1,292	21	17	ICICI BANK	71,039	55	1,292	28	17	ICICI BANK	5	55	0.09	18
18	KARNATAKA BANK LTD.		3			18	KARNATAKA BANK LTD.		3		-	18	KARNATAKA BANK LTD.	-	3	-	-
19	AXIS BANK	10,484	72	146	10	19	AXIS BANK	8,748	72	122	14	19	AXIS BANK	4	72	0.06	15
20	INDUS IND BANK	5,854	27	217	13	20	INDUS IND BANK	5,301	27	196	16	20	INDUS IND BANK	2	27	0.07	17
21	JAMMU AND KASHMIR BAN	1,584	1	1,584	23	21	JAMMU AND KASHMIR BANK I	1,263	1	1,263	27	21	JAMMU AND KASHMIR BANK L	-	1	-	-
22	YES BANK	11	5	2	8	22	YES BANK	8	5	2	11	22	YES BANK	-	5	-	-
23	KOTAK MAHINDRA BANK	305	9	34	9	23	KOTAK MAHINDRA BANK	7	9	1	10	23	KOTAK MAHINDRA BANK	-	9	-	-
24	SOUTH INDIAN BANK	418	2	209	12	24	SOUTH INDIAN BANK	318	2	159	15	24	SOUTH INDIAN BANK	-	2	-	-
25	LAXMI VILASH BANK	627	2	314	14	25	LAXMI VILASH BANK	430	2	215	17	25	LAXMI VILASH BANK	-	2	-	-
26	KARUR VASYA BANK	569	1	569	19	26	KARUR VASYA BANK	100	1	100	12	26	KARUR VASYA BANK	-	1	-	-
27	BANDHAN BANK		118			27	BANDHAN BANK		118		-	27	BANDHAN BANK	-	118	-	-
28	JHARKHAND RAJYA GRAMI	25,80,053	443	5,824	32	28	JHARKHAND RAJYA GRAMIN B	4,03,172	443	910	24	28	JHARKHAND RAJYA GRAMIN B	3,311	443	7.47	31
29	DHANBAD CENTRAL COOPE	5,716	12	476	15	29	DHANBAD CENTRAL COOPERA	-	12	-	9	29	DHANBAD CENTRAL COOPERA	74	12	6.17	30
30	COOPERATIVE BANK	1,04,430	105	995	20	30	COOPERATIVE BANK	-	105	-	8	30	COOPERATIVE BANK	1,417	105	13.50	33
31	ESAF BANK		13			31	ESAF BANK		13		-	31	ESAF BANK		13		-
32	UJJIVAN BANK		14			32	UJJIVAN BANK		14		-	32	UJJIVAN BANK		14		-
33	UTKARSH BANK		44			33	UTKARSH BANK		44		-	33	UTKARSH BANK		44		-
34	JANA BANK		15			34	JANA BANK		15		-	34	JANA BANK		15		-

TOTAL MARKS ON OVERALL PERFORMANCE

S.NO	BANKS	MARKS ON BUSINESS MIX	MARKS ON AGRICULTURE OUTSTANDING	MARKS ON MSME OUTSTANDING	MARKS ON OUTSTANDING NO. OF KCCS	MARKS ON PMJDY OPENED ACCOUNTS	MARKS ON RUPAY CARD ACTIVATION	MARKS ON NO. OF BCS / CSPTS DEPLOYED	TOTAL MARKS ON OVERALL PERFORMANCE
2	BANK OF INDIA	24	31	22	33	34	33	29	206
7	UNION BANK OF INDIA	23	21	31	30	27	26	26	184
3	HDFC BANK	34	28	30	17	17	21	32	179
1	STATE BANK OF INDIA	32	12	13	26	33	34	28	178
4	INDIAN BANK	18	22	21	31	29	30	25	176
6	PUNJAB NATIONAL BANK	20	20	23	27	30	32	23	175
11	CANARA BANK	30	26	20	29	24	22	22	173
5	CENTRAL BANK OF INDIA	14	24	14	32	28	31	24	167
10	JHARKHAND RAJYA GRAM	7	27	7	34	32	24	31	162
9	BANK OF BARODA	17	19	25	22	31	20	27	161
8	ICICI BANK	33	14	29	14	21	28	18	157
12	INDIAN OVERSEAS BANK	16	9	28	21	25	29	19	147
15	IDBI BANK	25	15	26	24	18	18	20	146
13	INDUS IND BANK	29	34	33	-	13	16	17	142
14	UCO BANK	13	16	15	25	26	25	21	141
16	PUNJAB AND SINDH BANK	15	7	24	20	16	19	16	117
17	AXIS BANK	27	17	16	15	10	14	15	114
28	KOTAK MAHINDRA BANK	28	32	32	-	9	10	-	111
20	BANK OF MAHARASHTRA	12	6	17	18	22	23	-	98
21	COOPERATIVE BANK	3	10	-	23	20	8	33	97
19	FEDERAL BANK	19	13	12	28	11	13	-	96
26	SOUTH INDIAN BANK	22	18	11	16	12	15	-	94
23	DHANBAD CENTRAL COOP	9	8	-	19	15	9	30	90
22	YES BANK	31	-	27	-	8	11	-	77
25	KARUR VASYA BANK	8	33	-	-	19	12	-	72
31	IDFC FIRST BANK	26	-	8	-	-	-	34	68
24	JAMMU AND KASHMIR BA	11	-	-	-	23	27	-	61
33	KARNATAKA BANK LTD.	21	-	34	-	-	-	-	55
27	UJJIVAN BANK	10	30	9	-	-	-	-	49
18	ESAF BANK	4	25	18	-	-	-	-	47
30	UTKARSH BANK	5	29	10	-	-	-	-	44
29	JANA BANK	6	23	6	-	-	-	-	35
32	BANDHAN BANK	2	11	19	-	-	-	-	32
34	LAXMI VILASH BANK	1	-	-	-	14	17	-	32

INCREMENTAL GROWTH IN DEPOSIT - ADVANCE - CD RATIO OVER PREVIOUS QUARTER

SR. NO.	BANKS	DEPOSIT - DECEMBER - 2020 AMT. IN LACS	DEPOSIT - MARCH 2021 AMT. IN LACS	GROWTH	ADVANCE - DECEMBER - 2020 AMT. IN LACS	ADVANCE - MARCH 2021 AMT. IN LACS	GROWTH	INCREMENTAL GROWTH IN CD-RATIO %	MARKS
1	STATE BANK OF INDIA	80,15,013.50	84,97,851.53	4,82,838.03	38,17,551.56	22,09,626.94	(16,07,924.62)	-3.3302	-
2	BANK OF INDIA	41,67,832.00	44,61,988.00	2,94,156.00	10,20,297.00	10,21,709.00	1,412.00	0.0048	9
3	INDIAN BANK	11,01,703.00	11,70,740.00	69,037.00	3,19,313.00	3,14,254.00	(5,059.00)	-0.0733	-
4	CENTRAL BANK OF INDIA	5,47,011.76	5,54,345.35	7,333.59	1,20,522.83	1,23,905.70	3,382.87	0.4613	20
5	PUNJAB NATIONAL BANK	15,45,264.00	16,77,974.00	1,32,710.00	4,92,665.00	5,20,717.00	28,052.00	0.2114	17
6	CANARA BANK	26,90,432.00	26,98,481.88	8,049.88	3,55,317.00	4,03,350.00	48,033.00	5.9669	33
7	UNION BANK OF INDIA	9,71,413.28	9,71,413.28	-	3,93,108.50	3,93,108.50	-	-	-
8	UCO BANK	4,43,118.13	4,57,185.88	14,067.75	81,168.71	83,240.56	2,071.85	0.1473	14
9	BANK OF BARODA	7,70,036.54	8,10,482.47	40,445.93	2,92,998.58	3,00,765.66	7,767.08	0.1920	16
10	INDIAN OVERSEAS BANK	2,39,318.16	2,44,363.00	5,044.84	73,281.82	76,366.09	3,084.27	0.6114	21
11	PUNJAB AND SINDH BANK	91,928.00	1,03,689.00	11,761.00	27,334.00	28,157.00	823.00	0.0700	11
12	BANK OF MAHARASHTRA	42,690.92	27,342.57	(15,348.35)	9,765.19	11,179.79	1,414.60	-0.0922	-
13	IDBI BANK	4,02,109.07	4,45,647.80	43,538.73	1,61,164.27	1,64,492.69	3,328.42	0.0764	12
14	IDFC FIRST BANK	24,421.00	30,081.00	5,660.00	28,706.00	34,587.00	5,881.00	1.0390	26
15	FEDERAL BANK	59,118.00	59,562.00	444.00	22,295.10	22,461.10	166.00	0.3739	18
16	HDFC BANK	8,69,600.54	9,55,965.17	86,364.63	6,87,771.76	6,95,067.08	7,295.32	0.0845	13
17	ICICI BANK	5,03,264.34	5,65,557.16	62,292.82	5,62,395.13	5,08,084.92	(54,310.21)	-0.8719	-
18	KARNATAKA BANK LTD.	8,134.11	8,294.95	160.84	21,630.27	22,428.80	798.53	4.9647	32
19	AXIS BANK	5,85,391.00	6,22,191.00	36,800.00	2,85,778.02	3,12,463.02	26,685.00	0.7251	23
20	INDUS IND BANK	88,170.27	1,10,093.88	21,923.61	2,95,928.31	3,29,765.29	33,836.98	1.5434	27
21	JAMMU AND KASHMIR BANK LTD.	2,624.78	2,854.37	229.59	1,361.50	1,369.05	7.55	0.0329	10
22	YES BANK	49,395.20	52,205.00	2,809.80	23,191.37	29,733.00	6,541.63	2.3281	30
23	KOTAK MAHINDRA BANK	78,933.87	81,170.12	2,236.25	37,649.83	41,798.26	4,148.43	1.8551	29
24	SOUTH INDIAN BANK	18,206.76	19,140.32	933.56	2,362.79	2,294.80	(67.99)	-0.0728	-
25	LAXMI VILASH BANK	2,504.20	2,398.39	(105.81)	1,116.69	1,017.69	(99.00)	0.9356	25
26	KARUR VASYA BANK	1,224.60	1,274.81	50.21	2,306.03	1,791.63	(514.40)	-10.2450	-
27	BANDHAN BANK	89,237.43	1,19,038.89	29,801.46	91,102.57	1,04,110.18	13,007.61	0.4365	19
28	JHARKHAND RAJYA GRAMIN BANK	8,04,547.00	8,42,141.00	37,594.00	3,38,816.00	3,45,011.00	6,195.00	0.1648	15
29	DHANBAD CENTRAL COOPERATIVE BANK	33,854.39	34,660.02	805.63	5,429.04	3,138.43	(2,290.61)	-2.8433	-
30	COOPERATIVE BANK	1,77,934.17	1,81,337.20	3,403.03	21,439.42	23,816.11	2,376.69	0.6984	22
31	ESAF BANK	8,272.09	8,896.91	624.82	16,584.18	18,757.79	2,173.61	3.4788	31
32	UJJIVAN BANK	17,925.49	18,272.00	346.51	27,394.51	31,071.00	3,676.49	10.6101	34
33	UTKARSH BANK	28,068.00	35,518.00	7,450.00	45,399.00	58,569.00	13,170.00	1.7678	28
34	JANA BANK	18,412.29	20,816.95	2,404.66	15,946.44	17,832.29	1,885.85	0.7842	24

GROWTH IN DEPOSIT - OVER PREVIOUS QUARTER								GROWTH IN ADVANCE - OVER PREVIOUS QUARTER							
SR. NO.	BANKS	DEPOSIT - DECEMBER - 2020 AMT. IN LACS	DEPOSIT - MARCH 2021 AMT. IN LACS	GROWTH	NO. OF BRANCHES	GROWTH PER BRANCH	MARKS	SR. NO.	BANKS	ADVANCE - DECEMBER - 2020 AMT. IN LACS	ADVANCE - MARCH 2021 AMT. IN LACS	GROWTH	NO. OF BRANCHES	GROWTH PER BRANCH	MARKS
1	STATE BANK OF INDIA	80,15,013.50	84,97,851.53	4,82,838.03	567	851.57	31	1	STATE BANK OF INDIA	38,17,551.56	22,09,626.94	(16,07,924.62)	567	(2,835.85)	
2	BANK OF INDIA	41,67,832.00	44,61,988.00	2,94,156.00	486	605.26	27	2	BANK OF INDIA	10,20,297.00	10,21,709.00	1,412.00	486	2.91	9
3	INDIAN BANK	11,01,703.00	11,70,740.00	69,037.00	168	410.93	22	3	INDIAN BANK	3,19,313.00	3,14,254.00	(5,059.00)	168	(30.11)	
4	CENTRAL BANK OF INDIA	5,47,011.76	5,54,345.35	7,333.59	88	83.34	12	4	CENTRAL BANK OF INDIA	1,20,522.83	1,23,905.70	3,382.87	88	38.44	15
5	PUNJAB NATIONAL BANK	15,45,264.00	16,77,974.00	1,32,710.00	238	557.61	25	5	PUNJAB NATIONAL BANK	4,92,665.00	5,20,717.00	28,052.00	238	117.87	22
6	CANARA BANK	26,90,432.00	26,98,481.88	8,049.88	190	42.37	6	7	CANARA BANK	3,55,317.00	4,03,350.00	48,033.00	190	252.81	26
7	UNION BANK OF INDIA	9,71,413.28	9,71,413.28	-	126	-	-	8	UNION BANK OF INDIA	3,93,108.50	3,93,108.50	-	126	-	
8	UCO BANK	4,43,118.13	4,57,185.88	14,067.75	73	192.71	17	9	UCO BANK	81,168.71	83,240.56	2,071.85	73	28.38	14
9	BANK OF BARODA	7,70,036.54	8,10,482.47	40,445.93	131	308.75	21	10	BANK OF BARODA	2,92,998.58	3,00,765.66	7,767.08	131	59.29	17
10	INDIAN OVERSEAS BANK	2,39,318.16	2,44,363.00	5,044.84	40	126.12	14	11	INDIAN OVERSEAS BANK	73,281.82	76,366.09	3,084.27	40	77.11	19
11	PUNJAB AND SINDH BANK	91,928.00	1,03,689.00	11,761.00	17	691.82	28	15	PUNJAB AND SINDH BANK	27,334.00	28,157.00	823.00	17	48.41	16
12	BANK OF MAHARASHTRA	42,690.92	27,342.57	(15,348.35)	7	(2,192.62)	-	18	BANK OF MAHARASHTRA	9,765.19	11,179.79	1,414.60	7	202.09	25
13	IDBI BANK	4,02,109.07	4,45,647.80	43,538.73	53	821.49	30	19	IDBI BANK	1,61,164.27	1,64,492.69	3,328.42	53	62.80	18
14	IDFC FIRST BANK	24,421.00	30,081.00	5,660.00	5	1,132.00	32	20	IDFC FIRST BANK	28,706.00	34,587.00	5,881.00	5	1,176.20	32
15	FEDERAL BANK	59,118.00	59,562.00	444.00	9	49.33	8	21	FEDERAL BANK	22,295.10	22,461.10	166.00	9	18.44	12
16	HDFC BANK	8,69,600.54	9,55,965.17	86,364.63	64	1,349.45	34	22	HDFC BANK	6,87,771.76	6,95,067.08	7,295.32	64	113.99	21
17	ICICI BANK	5,03,264.34	5,65,557.16	62,292.82	55	1,132.60	33	23	ICICI BANK	5,62,395.13	5,08,084.92	(54,310.21)	55	(987.46)	
18	KARNATAKA BANK LTD.	8,134.11	8,294.95	160.84	3	53.61	10	24	KARNATAKA BANK LTD.	21,630.27	22,428.80	798.53	3	266.18	28
19	AXIS BANK	5,85,391.00	6,22,191.00	36,800.00	72	511.11	24	25	AXIS BANK	2,85,778.02	3,12,463.02	26,685.00	72	370.63	30
20	INDUS IND BANK	88,170.27	1,10,093.88	21,923.61	27	811.99	29	26	INDUS IND BANK	2,95,928.31	3,29,765.29	33,836.98	27	1,253.22	33
21	JAMMU AND KASHMIR BANK LTD.	2,624.78	2,854.37	229.59	1	229.59	18	27	JAMMU AND KASHMIR BANK LTD.	1,361.50	1,369.05	7.55	1	7.55	10
22	YES BANK	49,395.20	52,205.00	2,809.80	5	561.96	26	28	YES BANK	23,191.37	29,733.00	6,541.63	5	1,308.33	34
23	KOTAK MAHINDRA BANK	78,933.87	81,170.12	2,236.25	9	248.47	19	29	KOTAK MAHINDRA BANK	37,649.83	41,798.26	4,148.43	9	460.94	31
24	SOUTH INDIAN BANK	18,206.76	19,140.32	933.56	2	466.78	23	30	SOUTH INDIAN BANK	2,362.79	2,294.80	(67.99)	2	(33.99)	
25	LAXMI VILASH BANK	2,504.20	2,398.39	(105.81)	2	(52.91)	-	31	LAXMI VILASH BANK	1,116.69	1,017.69	(99.00)	2	(49.50)	
26	KARUR VASYA BANK	1,224.60	1,274.81	50.21	1	50.21	9	32	KARUR VASYA BANK	2,306.03	1,791.63	(514.40)	1	(514.40)	
27	BANDHAN BANK	89,237.43	1,19,038.89	29,801.46	118	252.55	20	33	BANDHAN BANK	91,102.57	1,04,110.18	13,007.61	118	110.23	20
28	JHARKHAND RAJYA GRAMIN BANK	8,04,547.00	8,42,141.00	37,594.00	443	84.86	13	34	JHARKHAND RAJYA GRAMIN BANK	3,38,816.00	3,45,011.00	6,195.00	443	13.98	11
29	DHANBAD CENTRAL COOPERATIVE BA	33,854.39	34,660.02	805.63	12	67.14	11	35	DHANBAD CENTRAL COOPERATIVE E	5,429.04	3,138.43	(2,290.61)	12	(190.88)	
30	COOPERATIVE BANK	1,77,934.17	1,81,337.20	3,403.03	105	32.41	5	36	COOPERATIVE BANK	21,439.42	23,816.11	2,376.69	105	22.64	13
31	ESAF BANK	8,272.09	8,896.91	624.82	13	48.06	7	37	ESAF BANK	16,584.18	18,757.79	2,173.61	13	167.20	24
32	UJJIVAN BANK	17,925.49	18,272.00	346.51	14	24.75	-	38	UJJIVAN BANK	27,394.51	31,071.00	3,676.49	14	262.61	27
33	UTKARSH BANK	28,068.00	35,518.00	7,450.00	44	169.32	16	39	UTKARSH BANK	45,399.00	58,569.00	13,170.00	44	299.32	29
34	JANA BANK	18,412.29	20,816.95	2,404.66	15	160.31	15	40	JANA BANK	15,946.44	17,832.29	1,885.85	15	125.72	23

ACHIEVEMENT GROWTH IN NO. OF KCCS UP TO MARCH QUARTER OF FY- 2020-21 OVER THE LAST MARCH QUARTER OF FY-2019-20 (Y-O-Y)								AMT. DISBURSEMENT GROWTH IN PMMY UP TO MARCH QUARTER OF FY- 2020-21 OVER PREVIOUS MARCH QUARTER OF FY 2019-20 (Y-O-Y) (AMOUNT IN LACS.)							
SR. NO.	BANKS	NO. KCCS DISBURSED UPTO MARCH QUARTER- 2019 OF FY 2019-20	NO. KCCS DISBURSED UPTO MARCH QUARTER- 2020 OF FY-2020-21	GROWTH	NO. OF BRANCHES	GROWTH PER BRANCH	MARKS	SR. NO.	BANKS	PMMY DISBURSED AMOUNT UPTO MARCH QTR- 2019 OF FY-2019-20	PMMY DISBURSED AMOUNT - UPTO MARCH QUARTER- 2020 OF FY-2020-21	GROWTH	NO. OF BRANCHES	GROWTH PER BRANCH	MARKS
1	STATE BANK OF INDIA	72,321	2,00,751	1,28,430	567	227	32	1	STATE BANK OF INDIA	49,122.03	1,17,032.00	67,909.97	567	120	29
2	BANK OF INDIA	1,46,746	1,70,478	23,732	486	49	15	2	BANK OF INDIA	20,600.83	41,868.00	21,267.17	486	44	28
3	INDIAN BANK	21,376	47,495	26,119	168	155	26	3	INDIAN BANK	3,915.49	9,916.84	6,001.35	168	36	27
4	CENTRAL BANK OF INDIA	10,865	23,821	12,956	88	147	24	4	CENTRAL BANK OF INDIA	3,399.38	2,997.82	(401.56)	88	(5)	-
5	PUNJAB NATIONAL BANK	21,468	61,408	39,940	238	168	28	5	PUNJAB NATIONAL BANK	11,138.18	1,649.28	(9,488.90)	238	(40)	-
6	CANARA BANK	8,370	30,879	22,509	190	118	20	6	CANARA BANK	10,575.99	15,856.39	5,280.40	190	28	26
7	UNION BANK OF INDIA	34,371	28,904	(5,467)	126	(43)	-	7	UNION BANK OF INDIA	14,618.71	872.22	(13,746.49)	126	(109)	33
8	UCO BANK	1,129	16,864	15,735	73	216	31	8	UCO BANK	1,920.66	828.95	(1,091.71)	73	(15)	-
9	BANK OF BARODA	3,885	25,752	21,867	131	167	27	9	BANK OF BARODA	3,992.29	6,998.13	3,005.84	131	23	25
10	INDIAN OVERSEAS BANK	248	5,518	5,270	40	132	23	10	INDIAN OVERSEAS BANK	1,481.17	297.00	(1,184.17)	40	(30)	-
11	PUNJAB AND SINDH BANK	14	1,308	1,294	17	76	17	11	PUNJAB AND SINDH BANK	611.68	920.24	308.56	17	18	24
12	BANK OF MAHARASHTRA	-	1,213	1,213	7	173	29	12	BANK OF MAHARASHTRA	57.34	76.95	19.61	7	3	23
13	IDBI BANK	846	7,431	6,585	53	124	22	13	IDBI BANK	2,015.88	1,925.81	(90.07)	53	(2)	-
14	IDFC FIRST BANK	-	-	-	5	-	-	14	IDFC FIRST BANK	-	-	-	5	-	-
15	FEDERAL BANK	98	303	205	9	23	13	15	FEDERAL BANK	179.27	79.10	(100.17)	9	(11)	27
16	HDFC BANK	110	9,566	9,456	64	148	25	16	HDFC BANK	179.82	9,640.98	9,461.16	64	148	30
17	ICICI BANK	82	6,665	6,583	55	120	21	17	ICICI BANK	2,485.59	704.11	(1,781.48)	55	(32)	-
18	KARNATAKA BANK LTD.	-	-	-	3	-	-	18	KARNATAKA BANK LTD.	50.00	50.00	-	3	-	-
19	AXIS BANK	27	7,581	7,554	72	105	19	19	AXIS BANK	6,778.00	6,694.00	(84.00)	72	(1)	34
20	INDUS IND BANK	-	2,569	2,569	27	95	18	20	INDUS IND BANK	1,84,150.04	1,93,094.02	8,943.98	27	331	31
21	JAMMU AND KASHMIR BANK LTD.	-	-	-	1	-	-	21	JAMMU AND KASHMIR BANK LTD.	3.88	-	(3.88)	1	(4)	-
22	YES BANK	-	107	107	5	21	12	22	YES BANK	6.00	-	(6.00)	5	(1)	-
23	KOTAK MAHINDRA BANK	-	75	75	9	8	10	23	KOTAK MAHINDRA BANK	52.14	57.15	5.01	9	1	22
24	SOUTH INDIAN BANK	-	-	-	2	-	-	24	SOUTH INDIAN BANK	60.00	60.00	-	2	-	-
25	LAXMI VILASH BANK	-	-	-	2	-	-	25	LAXMI VILASH BANK	12.35	-	(12.35)	2	(6)	-
26	KARUR VASYA BANK	-	-	-	1	-	-	26	KARUR VASYA BANK	-	-	-	1	-	-
27	BANDHAN BANK	-	6,842	6,842	118	58	16	27	BANDHAN BANK	-	48,387.12	48,387.12	118	410	32
28	JHARKHAND RAJYA GRAMIN BANK	64,169	1,70,634	1,06,465	443	240	33	28	JHARKHAND RAJYA GRAMIN BANK	1,449.00	644.00	(805.00)	443	(2)	-
29	DHANBAD CENTRAL COOPERATIVE	-	4,331	4,331	12	361	34	29	DHANBAD CENTRAL COOPERATIVE	-	-	-	12	-	-
30	COOPERATIVE BANK	984	21,522	20,538	105	196	30	30	COOPERATIVE BANK	-	-	-	105	-	-
31	ESAF BANK	-	235	235	13	18	11	31	ESAF BANK	11,740.89	9,592.65	(2,148.24)	13	(165)	33
32	UJJIVAN BANK	-	35	35	14	3	9	32	UJJIVAN BANK	-	18,836.00	18,836.00	14	1,345	34
33	UTKARSH BANK	-	1,161	1,161	44	26	14	33	UTKARSH BANK	-	24,099.00	24,099.00	44	548	33
34	JANA BANK	-	-	-	15	-	-	34	JANA BANK	268.19	39.10	(229.09)	15	(15)	26

ACHIEVMENT GROWTH IN NO. OF SHGS UP TO MARCH QUARTER OF (FY- 2020-21) OVER THE LAST MARCH QUARTER OF FY-2019-20 (Y-O-Y)								ACHIEVMENT GROWTH IN NO. OF PMEGP CASES UP TO MARCH QUARTER OF FY-2020-21 OVER THE LAST MARCH QUARTER OF FY- 2019-20							
SR. NO.	BANKS	NO. SHGS CREDIT LINKED UPTO MARCH - 2020 OF FY-2019-20	NO. SHGS CREDIT LINKED UPTO MARCH - 2021 OF FY- 2020-21	GROWTH	NO. OF BRANCHES	GROWTH PER BRANCH	MARKS	SR. NO.	BANKS	NO. OF PMEGP CASES DISBURSED UPTO MARCH - 2019 OF FY-2019-20	NO. OF PMEGP CASES DISBURSED UPTO MARCH - 2020 OF FY-2020-21	GROWTH	NO. OF BRANCHES	GROWTH PER BRANCH	MARKS
1	STATE BANK OF INDIA	11,838	15,639	3,801	567	6.7	30	1	STATE BANK OF INDIA	256	253	(3)	567	(0.01)	-
2	BANK OF INDIA	13,377	10,635	(2,742)	486	(5.6)	-	2	BANK OF INDIA	453	421	(32)	486	(0.07)	-
3	INDIAN BANK	322	4,681	4,359	168	25.9	34	3	INDIAN BANK	85	86	1	168	0.01	27
4	CENTRAL BANK OF INDIA	1,940	3,639	1,699	88	19.3	32	4	CENTRAL BANK OF INDIA	48	67	19	88	0.22	32
5	PUNJAB NATIONAL BANK	884	557	(327)	238	(1.4)	-	5	PUNJAB NATIONAL BANK	133	121	(12)	238	(0.05)	-
7	CANARA BANK	845	1,869	1,024	190	5.4	29	7	CANARA BANK	99	133	34	190	0.18	31
8	UNION BANK OF INDIA	1,326	549	(777)	126	(6.2)	-	8	UNION BANK OF INDIA	58	74	16	126	0.13	30
9	UCO BANK	334	315	(19)	73	(0.3)	-	9	UCO BANK	27	32	5	73	0.07	28
10	BANK OF BARODA	684	1,276	592	131	4.5	28	10	BANK OF BARODA	173	147	(26)	131	(0.20)	-
11	INDIAN OVERSEAS BANK	217	30	(187)	40	(4.7)	-	11	INDIAN OVERSEAS BANK	28	26	(2)	40	(0.05)	-
15	PUNJAB AND SINDH BANK	2	-	(2)	17	(0.1)	-	15	PUNJAB AND SINDH BANK	26	18	(8)	17	(0.47)	-
18	BANK OF MAHARASHTRA	-	-	-	7	-	-	18	BANK OF MAHARASHTRA	-	7	7	7	1.00	34
19	IDBI BANK	42	854	812	53	15.3	31	19	IDBI BANK	19	32	13	53	0.25	33
20	IDFC FIRST BANK	-	-	-	5	-	-	20	IDFC FIRST BANK	-	-	-	5	-	-
21	FEDERAL BANK	-	-	-	9	-	-	21	FEDERAL BANK	-	-	-	9	-	-
22	HDFC BANK	1	-	(1)	64	(0.0)	-	22	HDFC BANK	-	-	-	64	-	-
23	ICICI BANK	-	-	-	55	-	-	23	ICICI BANK	-	-	-	55	-	-
24	KARNATAKA BANK LTD.	-	-	-	3	-	-	24	KARNATAKA BANK LTD.	-	-	-	3	-	-
25	AXIS BANK	3	3	-	72	-	-	25	AXIS BANK	2	2	-	72	-	-
26	INDUS IND BANK	-	-	-	27	-	-	26	INDUS IND BANK	-	-	-	27	-	-
27	JAMMU AND KASHMIR BANK LTD.	-	-	-	1	-	-	27	JAMMU AND KASHMIR BANK LTD.	-	-	-	1	-	-
28	YES BANK	-	-	-	5	-	-	28	YES BANK	-	-	-	5	-	-
29	KOTAK MAHINDRA BANK	-	-	-	9	-	-	29	KOTAK MAHINDRA BANK	-	-	-	9	-	-
30	SOUTH INDIAN BANK	-	-	-	2	-	-	30	SOUTH INDIAN BANK	-	-	-	2	-	-
31	LAXMI VILASH BANK	-	-	-	2	-	-	31	LAXMI VILASH BANK	-	-	-	2	-	-
32	KARUR VASYA BANK	-	-	-	1	-	-	32	KARUR VASYA BANK	-	-	-	1	-	-
33	BANDHAN BANK	-	-	-	118	-	-	33	BANDHAN BANK	-	-	-	118	-	-
34	JHARKHAND RAJYA GRAMIN BANK	23,352	33,156	9,804	443	22.1	33	34	JHARKHAND RAJYA GRAMIN BANK	48	84	36	443	0.08	29
35	DHANBAD CENTRAL COOPERATIVE	-	26	26	12	2.2	27	35	DHANBAD CENTRAL COOPERATIVE	-	-	-	12	-	-
36	COOPERATIVE BANK	161	353	192	105	1.8	26	36	COOPERATIVE BANK	-	1	1	105	0.01	27
37	ESAF BANK	-	-	-	13	-	-	37	ESAF BANK	-	-	-	13	-	-
38	UJJIVAN BANK	-	-	-	14	-	-	38	UJJIVAN BANK	-	-	-	14	-	-
39	UTKARSH BANK	-	-	-	44	-	-	39	UTKARSH BANK	-	-	-	44	-	-
40	JANA BANK	-	-	-	15	-	-	40	JANA BANK	-	-	-	15	-	-

MARKS ON INCREMENTAL GROWTH UNDER GOVT. SPONSORED SCHEMES						MARKS ON INCREMENTAL GROWTH ON DEPOSIT- ADVANCE- & INCREMENTAL CD-RATIO OVER PREVIOUS QUARTER				BANKS	TOTAL MARKS OBTAINED IN INCREMENTAL GROWTH ON G.S.S + INCREMENTAL DEP-ADV- CD RATIO	
BANKS	MARKS ON GROWTH IN NO. OF KCCS DISBURSED	MARKS ON GROWTH IN PPMY LOAN AMOUNT DISBURSED	MARKS ON GROWTH IN NO. OF SHGS CREDIT LINKED	MARKS ON GROWTH IN NO. OF PMEGP CASES	TOTAL MARKS ON ACHIEVEMENT GROWTH IN G.S.S	BANKS	MARKS ON GROWTH IN DEPOSITS	MARKS ON GROWTH IN ADVANCES	MARKS ON INCREMENTAL GROWTH IN CD-RATIO			TOTAL MARKS ON INCREMENTAL GROWTH
STATE BANK OF INDIA	32	29	30	-	91	STATE BANK OF INDIA	31	-	-	31	CANARA BANK	171
BANK OF INDIA	15	28	0	-	43	BANK OF INDIA	27	9	9	45	IDBI BANK	146
INDIAN BANK	26	27	34	27	114	INDIAN BANK	22	-	-	22	INDUS IND BANK	138
CENTRAL BANK OF INDIA	24	0	32	32	88	CENTRAL BANK OF INDIA	12	15	20	47	INDIAN BANK	136
PUNJAB NATIONAL BANK	28	0	0	-	28	PUNJAB NATIONAL BANK	25	22	17	64	CENTRAL BANK OF INDIA	135
CANARA BANK	20	26	29	31	106	CANARA BANK	6	26	33	65	JHARKHAND RAJYA GRAMIN BA	134
UNION BANK OF INDIA	0	33	0	30	63	UNION BANK OF INDIA	-	-	-	-	BANK OF BARODA	134
UCO BANK	31	0	0	28	59	UCO BANK	17	14	14	45	AXIS BANK	130
BANK OF BARODA	27	25	28	-	80	BANK OF BARODA	21	17	16	54	HDFC BANK	123
INDIAN OVERSEAS BANK	23	0	0	-	23	INDIAN OVERSEAS BANK	14	19	21	54	COOPERATIVE BANK	123
PUNJAB AND SINDH BANK	17	24	0	-	41	PUNJAB AND SINDH BANK	28	16	11	55	STATE BANK OF INDIA	122
BANK OF MAHARASHTRA	29	23	0	34	86	BANK OF MAHARASHTRA	-	25	-	25	UTKARSH BANK	120
IDBI BANK	22	0	31	33	86	IDBI BANK	30	18	12	60	BANK OF MAHARASHTRA	111
IDFC FIRST BANK	0	-	0	-	0	IDFC FIRST BANK	32	32	26	90	KOTAK MAHINDRA BANK	111
FEDERAL BANK	13	27	0	-	40	FEDERAL BANK	8	12	18	38	BANDHAN BANK	107
HDFC BANK	25	30	0	-	55	HDFC BANK	34	21	13	68	ESAF BANK	106
ICICI BANK	21	0	0	-	21	ICICI BANK	33	-	-	33	UCO BANK	104
KARNATAKA BANK LTD.	0	-	0	-	0	KARNATAKA BANK LTD.	10	28	32	70	UJJIVAN BANK	104
AXIS BANK	19	34	0	-	53	AXIS BANK	24	30	23	77	YES BANK	102
INDUS IND BANK	18	31	0	-	49	INDUS IND BANK	29	33	27	89	PUNJAB AND SINDH BANK	96
JAMMU AND KASHMIR BA	0	0	0	-	0	JAMMU AND KASHMIR BANK L	18	10	10	38	PUNJAB NATIONAL BANK	92
YES BANK	12	-	0	-	12	YES BANK	26	34	30	90	IDFC FIRST BANK	90
KOTAK MAHINDRA BANK	10	22	0	-	32	KOTAK MAHINDRA BANK	19	31	29	79	JANA BANK	88
SOUTH INDIAN BANK	0	0	0	-	0	SOUTH INDIAN BANK	23	-	-	23	BANK OF INDIA	88
LAXMI VILASH BANK	0	0	0	-	0	LAXMI VILASH BANK	-	-	25	25	FEDERAL BANK	78
KARUR VASYA BANK	0	0	0	-	0	KARUR VASYA BANK	9	-	-	9	INDIAN OVERSEAS BANK	77
BANDHAN BANK	16	32	0	-	48	BANDHAN BANK	20	20	19	59	DHANBAD CENTRAL COOPERATI	72
JHARKHAND RAJYA GRAM	33	0	33	29	95	JHARKHAND RAJYA GRAMIN B	13	11	15	39	KARNATAKA BANK LTD.	70
DHANBAD CENTRAL COOP	34	0	27	-	61	DHANBAD CENTRAL COOPERA	11	-	-	11	UNION BANK OF INDIA	63
COOPERATIVE BANK	30	0	26	27	83	COOPERATIVE BANK	5	13	22	40	ICICI BANK	54
ESAF BANK	11	33	0	-	44	ESAF BANK	7	24	31	62	JAMMU AND KASHMIR BANK LTD	38
UJJIVAN BANK	9	34	0	-	43	UJJIVAN BANK	-	27	34	61	LAXMI VILASH BANK	25
UTKARSH BANK	14	33	0	-	47	UTKARSH BANK	16	29	28	73	SOUTH INDIAN BANK	23
JANA BANK	0	26	0	-	26	JANA BANK	15	23	24	62	KARUR VASYA BANK	9

कार्यसूची सं.	3
बैठक दिनांक	04.06.2021
बैठक सं.	75

सभी अनुसूचित वाणिज्यिक बैंकों के महत्वपूर्ण संकेतक

Rs. in Crores					
SN	KEY INDICATORS	31.03.2020	31.12.2020	31.03.2021	Bench Mark
1	Deposit	2,24,364.28	2,44,971.09	2,58,929.74	NA
	CASA Deposit	1,04,113.39	1,10,220.68	1,16,740.86	
2	Credit	96,107.11	96,990.91	82,560.40	
3	Credit as per place of utilization* & RIDF**	28,705.62	26,544.99	27,311.74	
4	Total Credit	1,24,812.74	1,23,535.90	1,09,871.96	
5	CD Ratio	55.63%	50.43%	42.43%	60
6	Priority Sector Advances (PSA)	58,742.74	42,709.50	45,198.08	NA
7	Share of PSA to Total Advances (%)	61.11%	44.03%	54.75%	40
8	Agricultural Advances	16,229.52	11,575.94	11,306.14	NA
9	Share of Agricultural Advances to Total Advances (%)	16.88%	11.93%	13.69%	18
10	i. Micro & Small Enterprises Advance	25,300.24	21,505.05	25,203.61	NA
	ii. Share of Micro & Small Enterprises to Total Advances (%)	28.82%	22.17%	30.53%	
	iii. Share of Micro Enterprises in MSE	58.77%	64.53%	58.16%	
11	Advances to Weaker Sections	19,403.78	15,801.57	14,741.94	
12	Share of Weaker Section Advances to Total Advances (%)	20.19%	16.29%	17.86%	10
13	DRI Advances	37.25	83.48	82.05	NA
14	Share of DRI Advances to Total Advances of last March (%)	0.04%	0.08%	0.10%	1
15	Advances to Women	13,695.68	7,795.76	8,202.26	NA
16	Share of advances to women in Total advances (ANBC) (%)	14.25%	8.03%	9.93%	5
17	Advances to Minorities (Amount)	6,645.16	4,556.67	4,694.79	NA
18	Share of Advances to Minorities under PSA (%)	11.31%	10.66%	10.37%	15
19	Gross N.P.A	6,964.39	5,978.99	6,775.88	NA
	Provision	3,376.21	3,577.84	3,642.44	
	Net NPA	3,588.17	2,401.15	3,133.43	
	Gross NPA Percentage	7.24%	6.16%	8.20%	
	Net NPA Percentage	3.74%	2.47%	3.79%	
20	Branch Net-Work (in no.)- Rural	1,487	1,490	1,489	NA
	(Commercial/Gramin Semi-Urban	757	775	770	
	/Co-Operative) Urban	860	879	881	
	Total	3,099	3,144	3,140	
	Branch Network-Small Finance Bank	64	86	86	
	Payment Banks	22	22	22	
	Total Branch including SFB	3,190	3,251	3,248	
21	ATM installed in Jharkhand	3,287	3,249	3,275	NA
	ATM-Small Finance Bank	31	33	33	
	Total ATM	3,318	3,282	3,308	

*Annexure- 4(a) & 5, As per Annex - 1, Annex-2, Annex-3, Annex-4, Annex -5

पर्यवेक्षण

जमा वृद्धि (Deposit Growth)

झारखंड राज्य में बैंकों की सकल जमा में पिछले एक साल में, यानि 31 मार्च 2020 से 31 मार्च 2021 तक ₹ 34,565.46 करोड़ की वर्ष-वार वृद्धि हुई है। वर्ष-दर-वर्ष सकल जमा में 15.40 प्रतिशत की वृद्धि दर्ज की गई है।

ऋण वृद्धि (Credit Growth)

कोर क्रेडिट में पिछले वर्ष की तुलना में ₹13,546.71 करोड़ की गिरावट दर्ज की गयी है तथा पिछले तिमाही के मुकाबले भी कुल क्रेडिट में ₹14,771.12 करोड़ की गिरावट हुई है। पिछले वर्ष की तुलना में RIDF तथा CREDIT AS PER PLACE OF UTILISATION में ₹1224.40 करोड़ की गिरावट दर्ज की गयी हुई।

निम्न प्रमुख बैंकों के ऋण प्रवाह में पिछली तिमाही (दिसम्बर 2020) की तुलना में मुख्यतः गिरावट दर्ज की गयी है:

1. एसबीआई - ₹16,079.24 करोड़
2. आईसीआईसीआई बैंक - ₹ 543.10 करोड़
3. डीसीसीबी - ₹ 22.90 करोड़
4. करूर वैश्य बैंक - ₹ 5.14 करोड़
5. डीबीएस बैंक - ₹0.49 करोड़

निम्न प्रमुख बैंकों के ऋण प्रवाह में पिछले तिमाही (दिसम्बर 2020) की तुलना में मुख्यतः वृद्धि दर्ज की गयी है:

1. INDUSIND बैंक - ₹ 338.37 करोड़
2. Axis बैंक - ₹266.85 करोड़
3. येस बैंक - ₹65.41 करोड़
4. आईडीएफसी बैंक - ₹ 58.81 करोड़
5. कोटक बैंक - ₹41.15 करोड़

क्रेडिट - जमा अनुपात (C.D Ratio)

पिछली तिमाही के मुकाबले इस तिमाही में सीडी रेसिओ में वृद्धि (7.93 %) की गिरावट दर्ज की गयी है जबकि 31 मार्च 2020 (55.63%) की तुलना में 31 मार्च 2021 (42.43 %) को CD ratio में 13.20 % की गिरावट दर्ज की गई है। अगर हम इस विषय का विश्लेषण करें तो मार्च 2020 की तुलना में कुल जमा में ₹ 34,565.46 करोड़ की वृद्धि हुई है वहीं कुल क्रेडिट में ₹14,771.12 करोड़ की गिरावट हुई है। ##

निम्न प्रमुख बैंकों के क्रेडिट - जमा अनुपात में पिछली तिमाही की तुलना में मुख्यतः वृद्धि दर्ज की गयी है:

BOM +18.01%	UJJIVAN BANK +17.22%	KARNATAKA BANK +4.96 %	ESAF BANK +10.35 %	YES BANK + 2.32 %
----------------	-------------------------	---------------------------	-----------------------	----------------------

निम्न प्रमुख बैंकों के क्रेडिट - जमा अनुपात में पिछले वर्ष एवं पिछले तिमाही की तुलना में मुख्यतः गिरावट दर्ज की गयी है।

Decline in CD Ratio (Previous Qtr)	KARUR VASYA -47.77 %	INDUS IND -36.10 %	ICICI -21.91%	SBI -21.63 %	BANDHAN -10.00 %
Y-O-Y Decline	ESAF -413.65 %	Jana Bank -143.43%	Indusind -128.60%	IDFC First -103.28%	Ujjivan -90.59%

SBI द्वारा पिछली एसएलबीसी की बैठकों में कुल ऋण की रिपोर्टिंग में Total Outstanding तथा Place of Utilisation को जोड़कर किया जा रहा था। मार्च, 21 तिमाही में Data Cleaning exercise के तहत SBI द्वारा सुधार करते हुए कुल ऋण के Actual Outstanding को रिपोर्ट किया जा रहा है। SBI के कुल ऋण में 16,079.24 करोड़ की गिरावट का प्रतिकूल प्रभाव पूरे राज्य के ऋण जमा अनुपात पर पड़ा है।

प्राथमिकता प्राप्त क्षेत्र अग्रिम (PSA)

प्राथमिकता प्राप्त क्षेत्र अग्रिम में वर्ष-दर-वर्ष आधार पर 23.06% (₹ 13,544.66 करोड़) की गिरावट दर्ज की गयी है। वर्तमान में समग्र प्राथमिकता प्राप्त क्षेत्र का अग्रिम, कुल अग्रिम का 54.75 % है। वहीं पिछली तिमाही के मुकाबले भी इस क्षेत्र में ₹ 2489 करोड़ की वृद्धि दर्ज हुई है हालांकि राज्य में प्राथमिकता प्राप्त क्षेत्र में बैंकों द्वारा सराहनीय प्रयास किया जा रहा है जिसके कारण राष्ट्रीय बेंचमार्क (40%) से निरंतर ज्यादा है। पिछले वर्ष प्राथमिकता प्राप्त क्षेत्र में कुल ऋण का प्रतिशत 61.11% था जो वित्तीय वर्ष 20-21 की चौथी तिमाही में घटकर 54.75% हो गया है।

निम्न प्रमुख बैंकों के प्राथमिकता प्राप्त क्षेत्र अग्रिम प्रवाह में पिछली तिमाही (दिसम्बर 2020) की तुलना में निम्न बैंकों में गिरावट आयी है-

(क) Axis बैंक - ₹ 712.49 करोड़ (ख) एचडीएफसी बैंक - ₹439.72 करोड़ (ग) बैंक ऑफ बड़ौदा - ₹171.11 करोड़

कृषि अग्रिम (Agriculture Credit)

31 मार्च 2020 की तुलना में कृषि ऋण में इस वर्ष ₹4,923.38 करोड़ की गिरावट दर्ज हुई है। 31 दिसम्बर 2020 की तुलना में भी इस तिमाही में कृषि अग्रिम में गिरावट दर्ज की गयी है। 31 दिसम्बर 2020 को कृषि ऋण ₹11,575.94 करोड़ था जो कुल अग्रिम का 11.93 % था। इस तिमाही में यह घट कर ₹11,306.14 करोड़ हो गया है जो कुल अग्रिम का 13.69% है। कृषि ऋण के अंतर्गत इस वित्तीय वर्ष में ₹5,715.91 करोड़ संवितरित किये गए हैं, हालाँकि यह राष्ट्रीय बेंचमार्क 18% से अत्यधिक कम होने के कारण एक चिंतनीय प्रश्न है। बैंकों द्वारा कृषि क्षेत्र में अपेक्षित ऋण प्रवाह नहीं किये जाने पर गंभीरता से विचार करने की आवश्यकता है। लगभग प्रत्येक SLBC की त्रैमासिक बैठक एवं कृषि उपसमिति में इस मुद्दे पर गंभीरता से चर्चा की जाती रही है। KCC, Agriculture Infrastructure एवं Allied activities को बढ़ावा देने के लिए भारत सरकार द्वारा आत्मनिर्भर भारत के अंतर्गत विभिन्न योजनाएँ चलायी जा रही हैं जिसमें सभी बैंकों तथा LDMs को विशेष कार्ययोजना बनाकर कृषि ऋण में वृद्धि करने के लिए प्रयास करना चाहिए।

कमजोर वर्ग (Weaker Section)

31 मार्च 2021 तक झारखण्ड राज्य में कमजोर वर्ग को ₹ 14,741.94 करोड़ (17.86 %) का ऋण दिया गया है जो राष्ट्रीय बेंचमार्क 10 प्रतिशत से बेहतर है।

महिलाओं को ऋण (Advance to Women)

31 मार्च 2021 तक महिलाओं को दिये गए ऋण का कुल शेष (O/S) ₹ 8,202.26 करोड़ है, जो की कुल अग्रिम का लगभग 9.93 % है। यह राष्ट्रीय बेंचमार्क 5% से ऊपर है। हालाँकि पिछले वर्ष की तुलना में ₹ 5,493.42 करोड़ की गिरावट दर्ज की गई है। हालाँकि, RBI के Priority Sector Guidelines के अनुरूप मार्च 2021 तिमाही में महिलाओं को ₹1.00 लाख तक की सीमा तक दिये गए ऋण को शामिल किया गया है।

अल्पसंख्यक वर्ग को प्रदत्त ऋण (Advance to Minority Community)

31 मार्च 2021 की स्थिति के अनुसार अल्पसंख्यक वर्ग को प्रदत्त ऋण ₹4,694.79 करोड़ है। यह प्राथमिकता प्राप्त क्षेत्र का 10.38 % है, जो मानक 15 प्रतिशत से कम है। हालाँकि पिछले वर्ष की तुलना में ₹1,950.37 करोड़ की गिरावट दर्ज की गई है। इसमें अपेक्षित सुधार लाने के लिए सभी बैंकों को ध्यान देने की आवश्यकता है।

31 मार्च 2021 को राज्य का ऋण-जमा अनुपात

भारतीय रिजर्व बैंक के Master Circular No.RBI/2021-22/04 (FIDD.CO.LBS.BC.No.02/02.01.001/2021-22) दिनांक April 01, 2021 के अनुसार बैंकों का ऋण जमा अनुपात का मॉनिटरिंग राज्य स्तर पर होने वाले उपयोग और आर आई डी एफ के अनुसार किया जाना है।

DETAILS	31 MARCH, 2020	31 MARCH, 2021
AGGREGATE DEPOSITS	₹ 2,24,364.28	₹ 2,58,929.74
CORE ADVANCES	₹ 96,107.11	₹ 82,560.22
AS PER PLACE OF UTILIZATION	₹ 22,253.21	₹ 20,285.53
RIDF	₹ 6,452.43	₹ 7,026.21
NET ADVANCES	₹ 1,24,812.74	₹ 1,09,871.96
ऋण-जमा अनुपात	55.63%	42.43%

(Rs in crore)

(परिशिष्ट-4 परिशिष्ट - 5)

नोट : कृपया ऋण - जमा अनुपात का विस्तृत विश्लेषण हेतु संलग्नक का संदर्भ लें जिसमें विभिन्न पैरामीटर ग्रामीण/अर्द्धशहरी/शहरी केन्द्र, बैंकवार और जिलावार समीक्षा आदि से संबंधित पूर्ण विवरण संलग्न है। हम यहाँ विशेष रूप से उल्लेख करना चाहेंगे कि मार्च 2020 की तुलना में राज्य का CD Ratio 55.63 % से कम होकर मार्च 2021 में 42.43 % आ चुका है। बैंको के समग्र जमा वृद्धि के अनुपात में ऋण वृद्धि नहीं होने के कारण Core CD Ratio मार्च 2020 के मुकाबले 42.84% से घटकर इस तिमाही में 31.89 % रह गया है। 31.03.2021 को शीर्ष एवं न्यूनतम CD RATIO % के आधार पर बैंको का वर्गीकरण निम्नतः है।

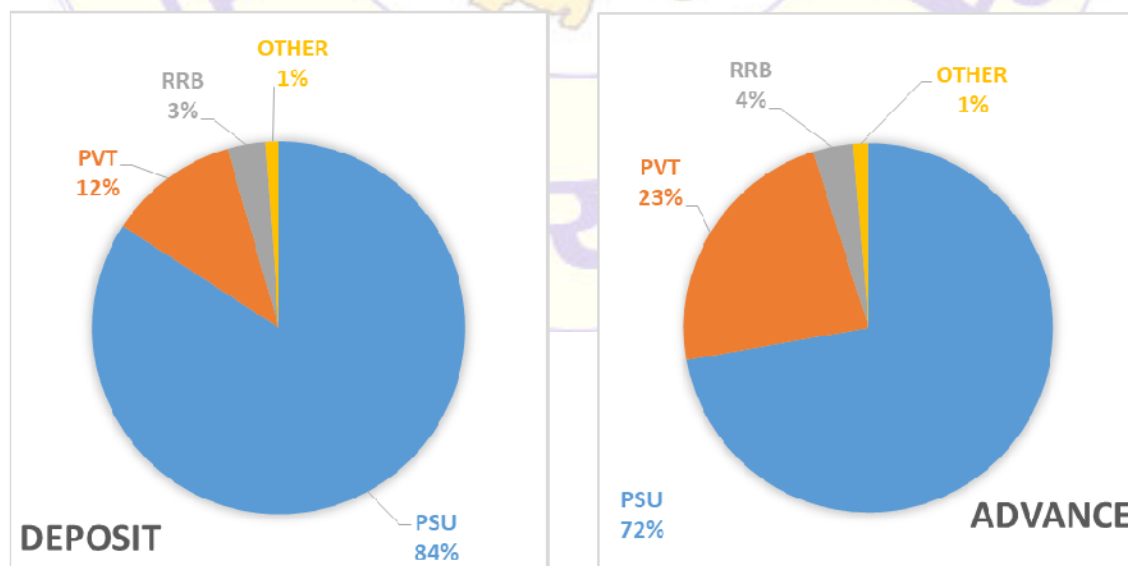
SL NO.	TOP PERFORMING		BOTTOM PERFORMING	
	Bank Name	CD-Ratio %	Bank Name	CD-Ratio %
PSB				
1	BANK OF MAHARASHTRA	40.89%	CANARA BANK	14.95%
2	UNION BANK OF INDIA	40.47%	UCO BANK	18.21%
3	BANK OF BARODA	37.11%	CENTRAL BANK OF INDIA	22.35%
PVT				
1	INDUSIND BANK	299.53%	SOUTH INDIAN BANK	11.99%
2	KARNATAKA BANK	270.39%	FEDERAL BANK	37.71%
RRB & Cooperative				
1	JRGB	40.97%	COOPERATIVE BANK	12.48%

Top and Bottom Performing Banks in CD ratio in March 31, 2021

SL NO.	TOP PERFORMING		BOTTOM PERFORMING	
	Bank Name	CD-Ratio %	Bank Name	CD-Ratio %
PSB				
1	BANK OF MAHARASHTRA	18.01%	STATE BANK OF INDIA	-21.63%
2	CANARA BANK	1.74%	PUNJAB & SINDH	-2.58%
3	INDIAN OVERSEAS BANK	0.63%	INDIAN BANK	-2.14%
PVT				
1	YES BANK	10.00%	KARUR VASYA BANK	-47.77%
2	KOTAK MAHINDRA BANK	3.80%	INDUS IND BANK	-36.10%

March 31, 2021 के मुक़ाबले उपरोक्त बैंको मे CD रैशियो मे सर्वाधिक (Positive/Negative) अंतर पाया गया:

GRAPHICAL REPRESENTATION OF DEPOSIT/ ADVANCE AS ON MARCH 31, 2021



कार्यसूची सं.	4
बैठक का दिनांक	04.06.2021
बैठक संख्या	75

4.1 वार्षिक ऋण योजना 2020-21 के तहत उपलब्धियों की समीक्षा : 31 मार्च 2021

31 मार्च 2021 की स्थिति के अनुसार वार्षिक ऋण योजना 2020-21 के क्रियान्वयन में बैंकों का पिछले वर्ष की तुलना में सेक्टर वार उपलब्धि:

(रु करोड़ में)

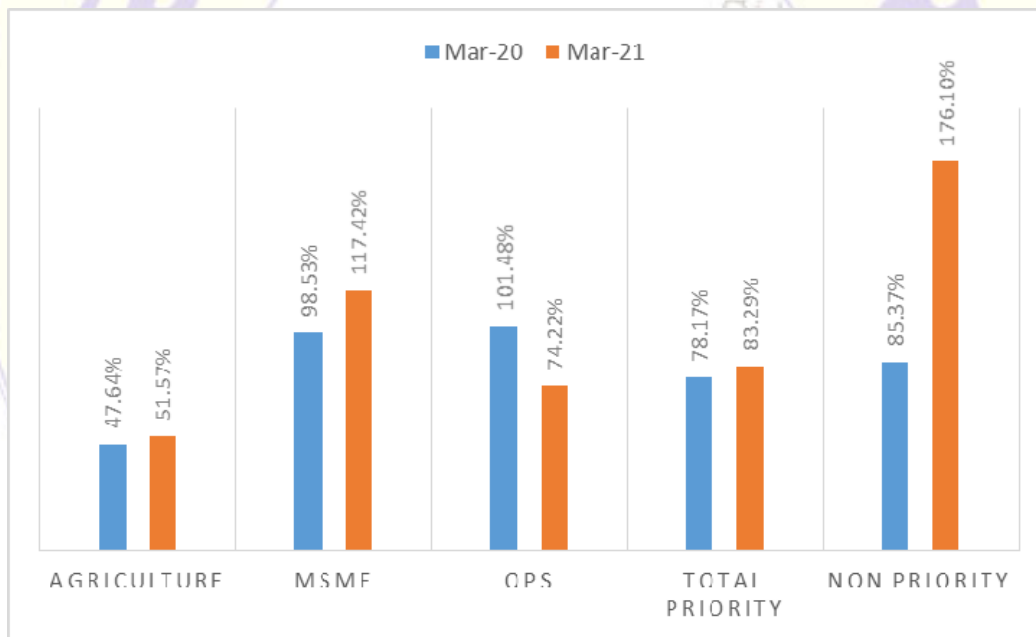
SECTOR	2019-20 (March 31, 2020)			2020-21 (March 31, 2021)			Y-OY Growth/ Decline	
	ANNUAL TARGET	ACHIEVEMENT	%	ANNUAL TARGET	ACHIEVEMENT	%	AMOUNT	%
AGRICULTURE	9,026.04	4,299.97	47.64%	11,083.19	5,715.91	51.57%	1,415.94	32.93%
MSME	10,271.11	10,120.44	98.53%	11,255.76	13,216.26	117.42%	3,095.82	30.59%
OPS	2,851.51	2,893.71	101.48%	3,603.54	2,674.39	74.22%	-219.32	-7.58%
TOTAL PRIORITY	22,148.66	17,314.12	78.17%	25,942.49	21,606.56	83.29%	4,292.44	24.79%
NON PRIORITY	11,921.92	10,178.14	85.37%	11,413.22	20,098.12	176.10%	9,919.98	97.46%
TOTAL	34,070.58	27,492.26	80.69%	37,355.71	41,704.68	111.64%	14,212.42	51.70%

- कृषि ऋण, प्राथमिकता प्राप्त क्षेत्र, कुल अग्रिम एवं CD ratio में विभिन्न जिलों एवं बैंको द्वारा प्राप्त किये गए उपलब्धि प्रतिशत को पृष्ठ सं-27 में दर्शाया गया है। वर्ष 2020-21 में प्राथमिक सेक्टर में बैंको द्वारा की गयी उपलब्धि अपेक्षाकृत कम है एवं कृषि क्षेत्र की उपलब्धि दयनीय है साथ ही साथ Priority sector में बैंको को और अधिक ध्यान देने की आवश्यकता है।
- 2020-21 के लिए दिये गए ACP के विरुद्ध बैंकवार एवं जिलावार हुई उपलब्धि को annexure-6 में दर्शाया गया है एवं Agriculture Loan में बैंकवार एवं जिलावार segment wise संवितरण और O/S का रिपोर्ट क्रमशः annexure-7 (A) (i) - 7(II) एवं 7 (B) (i) - 7(II) में दिया गया है।

ACP- ACHIEVEMENT DURING FY-2020-21 (UPTO MARCH, 2021)				
PARAMETERS	TOP PERFORMING		BOTTOM PERFORMING	
	BANK NAME	% ACHV	BANK NAME	% ACHV.
PUBLIC SECTOR BANKS				
AGRICULTURE	BANK OF INDIA	51.83%	PUNJAB NATIONAL BANK	10.90%
	INDIAN BANK	40.80%	INDIAN OVERSEAS BANK	1.97%
	CENTRAL BANK OF INDIA	30.92%	PUNJAB AND SINDH BANK	0.87%
MSME	BANK OF INDIA	141.46%	INDIAN OVERSEAS BANK	28.97%
	STATE BANK OF INDIA	137.56%	PUNJAB AND SINDH BANK	24.59%
	BANK OF MAHARASHTRA	101.30%	CENTRAL BANK OF INDIA	18.41%
TOTAL PRIORITY SECT.	BANK OF MAHARASHTRA	166.91%	CENTRAL BANK OF INDIA	26.83%
	BANK OF INDIA	89.90%	PUNJAB AND SINDH BANK	21.83%
	STATE BANK OF INDIA	72.67%	INDIAN OVERSEAS BANK	18.21%
TOTAL ADVANCE	BANK OF MAHARASHTRA	101.45%	CENTRAL BANK OF INDIA	23.10%
	BANK OF INDIA	81.10%	PUNJAB AND SINDH BANK	19.43%
	STATE BANK OF INDIA	62.95%	INDIAN OVERSEAS BANK	11.67%

ACP- ACHIEVEMENT DURING FY-2020-21 (UPTO MARCH, 2021)				
PARAMETERS	TOP PERFORMING		BOTTOM PERFORMING	
	BANK NAME	% ACHV	BANK NAME	% ACHV.
PVT				
AGRICULTURE	KOTAK MAHINDRA BANK	2229.28%	BANDHAN BANK	10.84%
	INDUS IND BANK	1434.55%	IDFC FIRST BANK	7.66%
MSME	INDUS IND BANK	951.74%	KARNATAKA BANK LTD.	54.32%
	SOUTH INDIAN BANK	416.70%	LAXMI VILASH BANK	5.26%
TOTAL PRIORITY SECT.	INDUS IND BANK	977.74%	IDFC FIRST BANK	51.50%
	KOTAK MAHINDRA BANK	402.17%	LAXMI VILASH BANK	3.88%
TOTAL ADVANCE	IDFC FIRST BANK	340.44%	KARNATAKA BANK LTD.	3.37%
	INDUS IND BANK	328.01%	LAXMI VILASH BANK	2.57%
RRB & COOPERATIVE				
AGRICULTURE	JRGB	80.37%	JSCB	16.64%
MSME		34.21%		0.00%
TOTAL PRIORITY SECT.		75.38%		11.54%
TOTAL ADVANCE		67.05%		12.06%

Sector wise ACP Achievement % in March, 2021 as compared to March, 2020.



STATE LEVEL BANKERS' COMMITTEE - JHARKHAND

ACHIEVEMENT % AND CD RATIO % & OUTSTANDING - MSME % - NPA % FOR THE PERIOD ENDED MARCH 2021

SR. NO	BANKS	ACHIEVEMENT %				BANKS	OUTSTANDING - % AGE TO TOTAL ADVANCE		CD RATIO % AS AT THE END OF MARCH 2021	DISTRICTS	ACHIEVEMENT %				DISTRICTS	OUTSTANDING - % AGE TO TOTAL ADVANCE		CD RATIO % AS AT THE END OF MARCH 2021
		AGRICULTURE %	MSME %	TPS %	TOTAL ADVANCE %		MSME %	NPA %			AGRICULTURE %	MSME %	TPS %	TOTAL ADVANCE %		MSME %	NPA %	
1	STATE BANK OF INDIA	19.95%	137.56%	72.67%	62.95%	STATE BANK OF INDIA	12.97%	5.60%	26.00%	BOKARO	38.83%	88.02%	67.67%	75.50%	BOKARO	40.7%	8.6%	28.68%
2	BANK OF INDIA	51.83%	141.46%	89.90%	81.10%	BANK OF INDIA	40.95%	21.05%	22.89%	CHATRA	33.47%	70.76%	45.35%	51.85%	CHATRA	24.8%	21.0%	25.17%
3	INDIAN BANK	40.80%	87.39%	61.53%	51.12%	INDIAN BANK	39.93%	12.47%	26.84%	DEOGHAR	46.82%	101.37%	61.67%	63.44%	DEOGHAR	27.8%	12.3%	28.76%
4	CENTRAL BANK OF INDIA	30.92%	18.41%	26.83%	23.10%	CENTRAL BANK OF INDIA	37.24%	36.19%	22.35%	DHANBAD	73.97%	137.59%	119.05%	368.13%	DHANBAD	27.1%	7.8%	32.70%
5	PUNJAB NATIONAL BANK	10.90%	44.17%	29.17%	35.11%	PUNJAB NATIONAL BANK	42.84%	34.68%	31.03%	DUMKA	60.46%	161.62%	89.84%	92.98%	DUMKA	46.6%	5.5%	29.33%
6	CANARA BANK	15.14%	47.74%	56.94%	46.74%	CANARA BANK	34.11%	13.35%	14.94%	E.SINGHBHUM	52.20%	105.74%	78.13%	83.97%	E.SINGHBHUM	31.4%	11.1%	40.12%
7	UNION BANK OF INDIA	14.33%	47.51%	46.52%	35.34%	UNION BANK OF INDIA	73.13%	2.56%	40.46%	GARHWA	91.41%	80.72%	83.84%	91.71%	GARHWA	15.2%	14.8%	34.89%
8	UCO BANK	20.06%	36.18%	36.19%	26.38%	UCO BANK	47.94%	24.74%	18.20%	GIRIDIH	23.51%	148.91%	49.86%	65.32%	GIRIDIH	35.4%	10.5%	31.72%
9	BANK OF BARODA	18.99%	95.62%	57.00%	48.89%	BANK OF BARODA	42.77%	13.98%	37.10%	GODDA	61.20%	139.32%	84.84%	88.99%	GODDA	24.1%	6.8%	30.18%
10	INDIAN OVERSEAS BANK	1.97%	28.97%	18.21%	11.67%	INDIAN OVERSEAS BANK	84.20%	1.24%	31.25%	GUMLA	25.23%	113.98%	40.58%	44.41%	GUMLA	21.6%	15.4%	24.19%
11	PUNJAB AND SINDH BANK	0.87%	24.59%	21.83%	19.43%	PUNJAB AND SINDH BANK	58.43%	6.00%	27.15%	HAZARIBAGH	38.36%	112.07%	67.10%	74.33%	HAZARIBAGH	31.6%	10.0%	37.44%
12	BANK OF MAHARASHTRA	17.13%	101.30%	166.91%	101.45%	BANK OF MAHARASHTRA	44.61%	2.85%	40.88%	JAMTARA	43.41%	94.79%	53.10%	51.41%	JAMTARA	19.1%	12.9%	24.98%
13	IDBI BANK	17.32%	406.34%	235.86%	170.45%	IDBI BANK	35.22%	6.77%	36.91%	KHUNTI	17.80%	55.62%	25.14%	31.20%	KHUNTI	21.0%	7.7%	33.15%
14	IDFC FIRST BANK	7.66%	69.73%	51.50%	1218.54%	IDFC FIRST BANK	3.62%	0.00%	114.97%	KODERMA	30.34%	56.14%	42.82%	47.97%	KODERMA	51.6%	10.9%	33.43%
15	FEDERAL BANK	338.00%	117.78%	118.24%	205.12%	FEDERAL BANK	15.50%	66.72%	37.71%	LATEHAR	53.39%	108.57%	69.75%	67.79%	LATEHAR	14.2%	20.7%	29.31%
16	HDFC BANK	61.66%	87.95%	71.42%	473.30%	HDFC BANK	19.94%	2.27%	72.70%	LOHERDAGA	29.08%	50.51%	38.61%	40.16%	LOHERDAGA	22.2%	13.5%	38.85%
17	ICICI BANK	83.56%	156.26%	126.68%	412.22%	ICICI BANK	22.68%	0.00%	89.83%	PAKUR	35.42%	160.69%	72.13%	78.61%	PAKUR	34.1%	4.0%	47.36%
18	KARNATAKA BANK LTD.	728.28%	54.32%	79.39%	46.30%	KARNATAKA BANK LTD.	97.92%	1.25%	270.39%	PALAMAU	90.88%	194.54%	122.40%	118.55%	PALAMAU	14.6%	16.6%	45.12%
19	AXIS BANK	36.94%	85.57%	60.82%	108.85%	AXIS BANK	15.46%	4.92%	50.21%	RAMGARH	40.14%	203.07%	105.72%	101.42%	RAMGARH	31.0%	28.8%	33.04%
20	INDUS IND BANK	1434.55%	951.74%	977.74%	868.14%	INDUS IND BANK	47.47%	1.28%	299.53%	RANCHI	112.47%	144.71%	130.72%	122.92%	RANCHI	32.2%	14.9%	35.49%
21	JAMMU AND KASHMIR BANK LTD.	0.00%	0.00%	0.00%	0.00%	JAMMU AND KASHMIR BANK LTD.	0.00%	0.00%	47.96%	SAHIBGANJ	46.87%	138.90%	70.42%	76.03%	SAHIBGANJ	26.1%	7.1%	31.74%
22	YES BANK	0.00%	130.84%	109.12%	138.59%	YES BANK	22.65%	0.00%	56.95%	SARAIKELA	61.96%	85.69%	79.73%	84.26%	SARAIKELA	35.2%	9.8%	44.74%
23	KOTAK MAHINDRA BANK	2229.28%	237.93%	402.17%	213.19%	KOTAK MAHINDRA BANK	54.41%	3.57%	51.49%	SIMDEGA	30.16%	45.34%	35.92%	40.52%	SIMDEGA	24.2%	16.8%	20.83%
24	SOUTH INDIAN BANK	0.00%	416.70%	172.87%	107.21%	SOUTH INDIAN BANK	29.97%	1.82%	11.98%	W.SINGHBHUM	39.21%	84.80%	82.27%	95.45%	W.SINGHBHUM	18.5%	7.3%	9.58%
25	LAXMI VILASH BANK	0.00%	5.26%	3.88%	2.57%	LAXMI VILASH BANK	0.00%	0.00%	42.43%	TOTAL	51.57%	117.42%	83.29%	111.64%	TOTAL	30.53%	12.03%	31.89%
26	KARUR VASYA BANK	0.00%	0.00%	0.00%	0.00%	KARUR VASYA BANK	0.00%	0.00%	140.54%									
27	BANDHAN BANK	10.84%	252.66%	145.61%	132.39%	BANDHAN BANK	81.30%	0.00%	87.45%									
28	JHARKHAND RAJYA GRAMIN BANK	80.37%	34.21%	75.38%	67.05%	JHARKHAND RAJYA GRAMIN BANK	14.96%	28.71%	40.96%									
29	DHANBAD CENTRAL COOPERATIVE BANK	1.04%	0.00%	1.75%	16.82%	DHANBAD CENTRAL COOPERATIVE BANK	0.00%	0.00%	9.05%									
30	COOPERATIVE BANK	16.64%	0.00%	11.54%	12.06%	COOPERATIVE BANK	0.00%	0.00%	13.13%									
31	ESAF BANK	587.22%	685.70%	773.98%	468.41%	ESAF BANK	49.64%	10.29%	210.83%									
32	UJIVAN BANK	4108.60%	36.36%	702.73%	424.36%	UJIVAN BANK	11.55%	0.84%	170.04%									
33	UTKARSH BANK	880.90%	20.26%	421.08%	266.48%	UTKARSH BANK	19.91%	4.36%	164.89%									
34	JANA BANK	11050.13%	14.28%	465.22%	235.81%	JANA BANK	1.69%	0.00%	85.66%									
	TOTAL	51.57%	117.42%	83.29%	111.64%	TOTAL	30.53%	12.03%	31.89%									

कार्यसूची सं.	5
बैठक का दिनांक	04.06.2021
बैठक संख्या	75

5. REVIEW OF LENDING ऋण की समीक्षा

5.1. कृषि एवं किसान क्रेडिट कार्ड

राज्य में सभी बैंकों का कुल कृषि साख 31.03.2021 की स्थिति के अनुसार ₹11,306.14 करोड़ है जो सकल ऋण का 13.69% है। यह राष्ट्रीय मानक 18 प्रतिशत से कम है। बैंकों के नियंत्रक प्रमुखों, नाबार्ड एवं अन्य संबंधित हितधारकों के सामूहिक प्रयास से इसे बेंचमार्क 18% से ज्यादा किये जाने का यथासंभव प्रयास किया जाना चाहिए।

झारखण्ड में के सी सी की स्थिति (STATUS OF KCC IN JHARKHAND)

(Amt. In Crores)

TYPE OF BANKS	DISBURSEMENT DURING 2020-21		OUTSTANDING IN KCC A/Cs			
			As of 31.03.2021		GROWTH OVER PREVIOUS YEAR	
	A/C	AMT.	A/C	AMT.	A/C	Amt.
Public Sector Banks	6,14,391	4,810.91	894982	4587.2267	-509504	-822.2133
Private Sector Banks	42,570	335.42	14055	140.0051	-50768	-160.8349
TOTAL	6,56,961	5,146.33	9,09,037	4,727.23	-5,60,272	-983.05
RRB	1,70,634	1,314.76	379026	1962.4944	472	153.4944
Cooperative Banks	25,853	212.95	13112	38.1286	-1547	0.0686
TOTAL	1,96,487	1,527.71	3,92,138	2,000.62	-1,075	153.56
GRAND TOTAL	8,53,448	6,674.03	13,01,175	6,727.85	-5,61,347	-829.49

(KCC से संबंधित प्रतिवेदन annexure-8 में उल्लिखित है)

KCC DISBURSEMENT DURING THE FY 2020-21				
SL NO.	TOP PERFORMING		BOTTOM PERFORMING	
	BANK NAME	AMOUNT (IN CRORE)	BANK NAME	AMOUNT (IN CRORE)
PSB				
1	BANK OF INDIA	547.16	PUNJAB AND SINDH BANK	0.17
2	STATE BANK OF INDIA	416.07	BANK OF MAHARASHTRA	0.58
3	INDIAN BANK	196.64	INDIAN OVERSEAS BANK	0.84
PVT				
1	HDFC BANK	14.42	ICICI BANK	3.22
2	FEDERAL BANK	13.92	AXIS BANK	5.07
RRB & COOPERATIVE				
1	JHARKHAND RAJYA GRAMIN	1653.40	JSCB	3.04

- ❖ सभी सामान्य के सी सी खातों को Smart K.C.C खातों में परिवर्तित कर उन खातों में आवश्यक तौर पर Rupay Card जारी कर देना था, ताकि यह ATM एवं POS में भी कार्य कर सके। दिनांक 31.03.2021 तक बैंकों द्वारा दिये गए आंकड़े के अनुसार कुल 11,57,557 eligible KCC खातों में से 11,28,737 खातों में रूपे कार्ड जारी करने हेतु आवेदन किया गया है जिसके विरुद्ध 10,72,743 खातों में (95.04%) rupay debit card निर्गत किये गए हैं। (विवरण पृष्ठ सं-30 एवं 31 में संलग्न है)
- ❖ Small & Marginal Farmers तथा Medium & Large किसानों को वितरित ऋण से संबन्धित प्रतिवेदन पृष्ठ सं. 32 एवं 33 में संलग्न किया गया है।
- ❖ किसान क्रेडिट कार्ड से राज्य के सभी किसानों को केसीसी ऋण सुनिश्चित करने की दिशा में कृषि मंत्रालय, भारत सरकार के द्वारा KCC Saturation Drive चलाया जा रहा है। जिसके फलस्वरूप दिनांक 31.03.2021 तक पूरे राज्य में 21,490 केसीसी आवेदन Animal Husbandry के लिए प्राप्त हुए तथा 13,696 आवेदन fisheries एक्टिविटी के लिए विभिन्न बैंकों के शाखाओं में जमा किए गए हैं। बैंकों द्वारा 4,868 आवेदन Animal Husbandry हेतु स्वीकृत किए गए हैं वहीं Fisheries Activity में 1,338 आवेदन स्वीकृत किए गए हैं। विस्तृत जानकारी पृष्ठ सं. 34 एवं 35 में प्रदान की गयी है।

SL NO.	DISTRICT	Total No. of Registered beneficiaries on PM- KISAN as on 04.11.2020
1	BOKARO	75,278
2	CHATRA	2,51,742
3	DEOGHAR	2,24,171
4	DHANBAD	96,858
5	DUMKA	1,39,326
6	EAST SINGHBHUM	1,33,306
7	GARHWA	2,80,342
8	GIRIDIH	1,74,106
9	GODDA	1,41,595
10	GUMLA	1,12,160
11	HAZARIBAGH	2,42,222
12	JAMTARA	1,12,033
13	KHUNTI	69,219
14	KODARMA	51,974
15	LATEHAR	1,00,615
16	LOHARDAGA	55,010
17	PAKUR	1,10,754
18	PALAMU	2,32,069
19	RAMGARH	59,839
20	RANCHI	2,06,005
21	SAHIBGANJ	65,106
22	SARAIKELA-KHARSAWAN	86,899
23	SIMDEGA	41,553
24	WEST SINGHBHUM	1,23,292
Grand Total		31,85,463
Source:- Agriculture Deptment, GoJ		

- ❖ झारखंड राज्य मे कृषि ऋण माफी योजना की शुरुवात माननीय मुख्य मंत्री,झारखंड द्वारा दिनांक 29.12.2020 को की जा चुकी है। कृषि ऋण माफी योजना की विस्तृत जानकारी www.JKRMV.Jharkhand.gov.in पर उपलब्ध है।
- ❖ कृषि ऋण माफी योजना के लाभूकों को Refinance की उपलब्धता सुनिश्चित कराने हेतु बैंकों / एलडीएम/ राज्य सरकार को मुहिम चलाने की आवश्यकता है।

STATE LEVEL BANKERS' COMMITTEE - JHARKHAND
CONVENOR : BANK OF INDIA

Report of KCC Converted to Rupay Debit Card - Bankwise
As on 31 st March 2021

(Numbers in Actual)

Sl. No.	Banks	Total No. of KCC issued	Out of that ,KCC eligible for Issue of Rupay Debit Card	No. of beneficiaries applied for Issuance of Rupay Debit Card	No. of KCC converted to Rupay Debit Card	% age of Rupay Debit Card Issued
1	State Bank Of India	1,48,324	1,34,790	99,980	85,982	86.00%
2	Bank Of India	4,05,482	3,91,468	3,91,468	3,86,872	98.83%
3	Indian Bank	70,064	68,665	67,977	67,977	100.00%
4	Central Bank Of India	43,193	40,133	34,113	30,101	88.24%
5	Punjab National Bank	76,472	56,354	54,236	53,616	98.86%
6	Canara Bank	67,235	39,330	39,330	32,679	83.09%
7	Union Bank Of India	49,842	45,171	45,415	42,014	92.51%
8	UCO Bank	15,558	9,216	8,451	8,451	100.00%
9	Bank Of Baroda	15,619	15,877	15,877	15,877	100.00%
10	Indian Overseas Bank	3,023	-	1,852	25	1.35%
11	Punjab and Sindh Bank	141	141	141	141	100.00%
12	Bank Of Maharashtra	29	31	-	-	0.00%
13	IDBI Bank	10,546	7,736	2,267	1,630	71.90%
14	IDFC First Bank	-	-	-	-	0.00%
15	Federal Bank	3,086	-	-	-	0.00%
16	HDFC Bank	198	1,267	-	-	0.00%
17	ICICI Bank	82	-	-	-	0.00%
18	Karnataka Bank Ltd.	-	-	-	-	0.00%
19	Axis Bank	136	-	-	-	0.00%
20	Indus Ind Bank	-	-	-	-	0.00%
21	Jammu and Kashmir Bank Ltd.	-	-	-	-	0.00%
22	YES Bank	-	-	-	-	0.00%
23	Kotak Mahindra Bank	1	-	-	-	0.00%
24	South Indian Bank	6	-	-	-	0.00%
25	Laxmi Vilash Bank	-	-	-	-	0.00%
26	Karur Vasya Bank	-	-	-	-	0.00%
27	Bandhan Bank	-	-	-	-	0.00%
28	Jharkhand Rajya Gramin Bank	3,79,026	3,33,887	3,54,139	3,33,887	94.28%
29	Dhanbad Central Cooperative Bank	67	-	-	-	0.00%
30	Cooperative Bank	13,045	13,491	13,491	13,491	100.00%
Total		13,01,175	11,57,557	11,28,737	10,72,743	95.04%
SOURCE : SLBC PORTAL						

STATE LEVEL BANKERS' COMMITTEE - JHARKHAND
CONVENOR : BANK OF INDIA
Report of KCC Converted to Rupay Debit Card- DISTRICTWISE
As on 31 st March - 2021

(Numbers in Actual)

Sl. No.	District	Total No. of KCC issued	Out of that ,KCC eligible for Issue of Rupay Debit Card	No. of beneficiaries applied for Issuance of Rupay Debit Card	No. of KCC converted to Rupay Debit Card	% age of Rupay Debit Card Issued
1	BOKARO	56,453	49,133	48,375	46,338	95.79%
2	CHATRA	55,728	54,155	53,817	51,829	96.31%
3	DEOGHAR	80,118	69,960	67,668	63,747	94.21%
4	DHANBAD	47,337	41,969	40,388	38,702	95.83%
5	DUMKA	67,089	60,303	57,923	54,752	94.53%
6	E.SINGHBHUM	70,939	63,346	62,945	60,617	96.30%
7	GARHWA	62,915	57,898	57,139	52,997	92.75%
8	GIRIDIH	77,759	68,841	68,514	66,964	97.74%
9	GODDA	56,431	46,648	41,820	37,989	90.84%
10	GUMLA	55,325	49,758	49,706	48,280	97.13%
11	HAZARIBAGH	80,755	70,221	70,099	66,549	94.94%
12	JAMTARA	46,740	42,058	40,286	37,425	92.90%
13	KHUNTI	19,593	16,311	16,652	15,341	92.13%
14	KODERMA	32,320	28,912	29,205	27,841	95.33%
15	LATEHAR	31,939	29,035	29,488	28,097	95.28%
16	LOHERDAGA	36,485	31,006	31,483	29,900	94.97%
17	PAKUR	26,457	22,766	21,367	20,129	94.21%
18	PALAMU	86,200	70,133	71,098	64,763	91.09%
19	RAMGARH	25,825	25,154	24,042	23,255	96.73%
20	RANCHI	99,823	93,677	92,690	88,937	95.95%
21	SAHIBGANJ	40,712	37,555	25,525	23,603	92.47%
22	SARAIKELA	50,606	43,481	43,882	42,270	96.33%
23	SIMDEGA	21,736	19,235	19,026	18,564	97.57%
24	W.SINGHBHUM	71,890	66,002	65,599	63,854	97.34%
Total		13,01,175	11,57,557	11,28,737	10,72,743	95.04%

SOURCE : SLBC PORTAL

DISTRICT WISE LOAN DISBURSED & OUTSTANDING FOR CATEGORISED FARMERS

SL. NO.	NAME OF DISTRICT	SMALL & MARGINAL FARMERS								MEDIUM & LARGE FARMERS							
		CROP LOAN DISBURSED DURING CURRENT FY-2020-21		CROP LOAN OUTSTANDING AS ON 31.03.2021		TERM LOAN DISBURSED DURING CURRENT FY-2020-21		TERM LOAN OUTSTANDING AS ON 31.03.2021		CROP LOAN DISBURSED DURING CURRENT FY-2020-21		CROP LOAN OUTSTANDING AS ON 31.03.2021		TERM LOAN DISBURSED DURING CURRENT FY-2020-21		TERM LOAN OUTSTANDING AS ON 31.03.2021	
		NO. OF ACCOUNTS	AMOUNT IN LACS.	NO. OF ACCOUNTS	AMOUNT IN LACS.	NO. OF ACCOUNTS	AMOUNT IN LACS.	NO. OF ACCOUNTS	AMOUNT IN LACS.	NO. OF ACCOUNTS	AMOUNT IN LACS.	NO. OF ACCOUNTS	AMOUNT IN LACS.	NO. OF ACCOUNTS	AMOUNT IN LACS.	NO. OF ACCOUNTS	AMOUNT IN LACS.
1	AXIS BANK	64	390.00	136	3,172.00	6,200	2,000.00	30,908	5,292.00	-	-	-	-	-	-	-	-
2	BANDHAN BANK	-	-	-	-	-	-	82,789	16,997.56	-	-	-	-	-	-	-	-
3	BANK OF BARODA	2,813	1,818.24	15,527	7,502.40	620	556.22	2,878	22,250.34	48	196.53	92	362.89	95	417.53	217	981.19
4	BANK OF INDIA	3,11,585	54,715.97	4,05,482	1,85,271.24	45,045	61,283.19	83,565	1,03,941.01	-	-	-	-	-	-	-	-
5	BANK OF MAHARASHTRA	-	-	-	-	6	7.60	6	7.60	-	-	-	-	-	-	-	-
6	CANARA BANK	6,079	2,820.85	67,235	48,323.64	899	3,050.25	2,006	17,341.43	-	-	-	-	-	-	-	-
7	CENTRAL BANK OF INDIA	13,046	7,655.71	79,376	33,888.49	2,772	6,461.83	8,103	14,306.66	-	-	-	-	-	-	-	-
8	CO-OPERATIVE BANK (JSCB)	482	304.16	13,045	3,789.48	17	32.00	9,092	16,173.86	-	-	-	-	-	-	-	-
9	FEDERAL BANK	-	-	3,081	1,330.23	-	-	6	8.72	-	-	5	5.89	-	-	-	-
10	HDFC BANK	5	65.76	62	414.44	948	1,099.53	5,642	11,184.23	43	472.21	136	1,166.24	633	354.35	49,312	13,853.36
11	ICICIBANK	20	84.01	82	633.28	1,802	3,547.06	9,505	10,944.54	20	84.01	102	822.91	1,802	3,547.06	9,505	10,944.54
12	IDBI BANK	4,252	1,374.44	10,442	6,375.83	4,295	617.60	2,428	3,740.99	190	159.78	104	174.46	105	43.72	25	12.52
13	INDIAN BANK	19,594	17,716.97	61,645	35,624.70	4,807	4,112.69	5,066	6,302.07	2,683	1,968.55	8,419	3,958.30	662	41.54	702	700.23
14	INDUS IND BANK	-	-	-	-	1,47,038	47,717.85	3,56,291	93,265.29	-	-	-	-	-	-	-	-
15	INDIAN OVERSEAS BANK	258	82.50	2,559	976.47	5	45.00	200	182.50	71	43.00	464	271.00	4	4.00	56	68.00
16	J & K BANK	-	-	-	-	-	-	-	-	-	-	-	-	-	-	-	-
17	JANA BANK	-	-	-	-	6,739	2,882.98	14,671	4,935.78	-	-	-	-	-	-	-	-
18	JHARKHAND RAJYA GRAMIN BANK	2,79,903	1,65,339.65	3,79,026	1,96,249.44	207	745.33	4,631	3,083.25	-	-	-	-	-	-	-	-
19	KARNATAKA BANK	-	-	-	-	-	-	-	-	-	-	-	-	-	-	-	-
20	KARUR VYASIA BANK	-	-	-	-	-	-	-	-	-	-	-	-	-	-	-	-
21	KOTAK MAHINDRA BANK	-	-	1	720.00	58	131.61	759	3,065.80	-	-	-	-	-	-	-	-
22	LAXMI VILAS BANK	-	-	-	-	-	-	-	-	-	-	-	-	-	-	-	-
23	PUNJAB NATIONAL BANK	3,685	4,059.21	65,002	36,879.64	259	692.46	10,347	8,886.62	649	716.33	11,470	6,508.20	171	461.64	4,253	3,654.11
24	PUNJAB AND SINDH BANK	13	16.49	141	119.85	-	-	-	-	-	-	-	-	-	-	-	-
25	STATE BANK OF INDIA	47,350	22,854.08	1,32,998	64,822.02	4,807	4,594.26	9,591	7,953.03	5,324	4,101.89	15,326	11,551.30	544	790.13	1,056	1,375.71
26	SOUTH INDIAN BANK	-	-	-	-	-	-	-	-	-	-	-	-	-	-	-	-
27	UCO BANK	1,925	949.77	15,558	6,039.23	1,048	1,297.95	8,697	9,843.28	-	-	-	-	-	-	-	-
28	UNION BANK OF INDIA	2,904	846.39	49,360	27,358.25	2,553	616.64	5,210	9,862.98	115	157.19	482	875.05	12	46.10	82	195.76
29	UTAKARSH SMALL FINANCE BANK	-	-	-	-	67,362	40,605.00	82,267	24,917.00	-	-	-	-	-	-	-	-
30	YES BANK	-	-	-	-	-	-	-	-	-	-	-	-	-	-	-	-
TOTAL		6,93,978	2,81,094.20	13,00,758	6,59,490.63	2,97,487	1,82,097.05	7,34,658	3,94,486.54	9,143	7,899.50	36,600	25,696.24	4,028	5,706.08	65,208	31,785.43

DISTRICT WISE LOAN DISBURSED & OUTSTANDING FOR CATEGORISED FARMERS

SL. NO.	NAME OF DISTRICT	SMALL & MARGINAL FARMERS								MEDIUM & LARGE FARMERS							
		CROP LOAN DISBURSED DURING CURRENT FY- 2020-21		CROP LOAN OUTSTANDING AS ON 31.03.2021		TERM LOAN DISBURSED DURING CURRENT FY-2020-21		TERM LOAN OUTSTANDING AS ON 31.03.2021		CROP LOAN DISBURSED DURING CURRENT FY-2020-21		CROP LOAN OUTSTANDING AS ON 31.03.2021		TERM LOAN DISBURSED DURING CURRENT FY-2020-21		TERM LOAN OUTSTANDING AS ON 31.03.2021	
		NO. OF ACCOUNTS	AMOUNT IN LACS.	NO. OF ACCOUNTS	AMOUNT IN LACS.	NO. OF ACCOUNTS	AMOUNT IN LACS.	NO. OF ACCOUNTS	AMOUNT IN LACS.	NO. OF ACCOUNTS	AMOUNT IN LACS.	NO. OF ACCOUNTS	AMOUNT IN LACS.	NO. OF ACCOUNTS	AMOUNT IN LACS.	NO. OF ACCOUNTS	AMOUNT IN LACS.
1	BOKARO	31,513	10,734.18	58,443	29,258.51	9,704	8,174.91	19,452	14,118.46	392	373.21	1,590	1,245.11	225	319.52	1,929	1,251.23
2	CHATRA	33,887	9,597.07	55,230	27,054.03	3,039	2,511.18	5,282	4,724.74	206	146.00	1,034	651.08	91	141.54	1,501	864.07
3	DEOGHAR	37,079	21,655.36	78,290	31,796.93	2,163	2,110.67	12,138	8,393.78	904	966.63	3,010	1,632.13	103	134.46	719	1,053.06
4	DHANBAD	16,771	6,857.38	50,435	24,341.35	9,520	9,197.36	25,533	20,668.47	362	406.83	2,098	1,497.22	196	229.79	1,718	1,354.40
5	DUMKA	27,637	12,726.32	67,067	23,405.31	8,091	6,642.32	25,671	8,079.58	665	322.23	2,790	1,156.26	247	204.20	5,376	1,784.29
6	EAST SINGHBHUM	47,252	12,554.13	72,267	33,410.11	11,019	9,017.18	24,719	28,354.14	203	227.44	754	552.62	371	424.74	1,865	2,111.99
7	GARHWA	36,164	26,734.18	63,955	40,432.58	6,861	5,662.74	11,721	9,607.31	507	270.80	1,754	951.28	197	73.96	2,119	756.14
8	GIRIDIH	40,249	12,940.43	76,581	34,705.20	14,595	12,491.98	26,294	12,823.07	641	398.85	2,162	1,360.62	350	152.32	5,354	1,658.82
9	GODDA	28,472	14,499.18	53,564	27,360.49	5,643	3,953.78	23,305	10,451.61	965	800.33	3,035	2,518.49	179	161.10	6,344	2,082.85
10	GUMLA	25,091	7,899.73	54,685	23,356.91	2,206	2,280.73	7,261	6,051.20	135	104.35	1,133	595.07	68	67.78	423	814.93
11	HAZARIBAG	48,697	13,114.06	82,132	48,859.55	16,365	12,000.69	23,467	27,641.23	427	556.69	1,901	1,890.17	321	308.28	17,397	4,159.69
12	JAMTARA	25,685	13,090.87	47,212	19,600.45	659	803.44	4,919	2,536.47	597	438.07	1,664	1,084.96	46	28.37	154	140.93
13	KHUNTI	11,056	3,254.55	20,025	7,490.77	1,405	1,455.61	1,997	1,535.21	160	101.91	890	434.29	50	215.41	222	394.51
14	KODERMA	23,746	4,701.86	33,593	17,266.58	6,858	6,255.94	13,521	8,308.62	143	159.12	441	337.01	110	145.22	3,316	966.77
15	LATEHAR	14,841	8,721.52	31,156	19,916.44	1,120	736.42	2,385	1,358.28	211	115.87	935	401.48	79	68.13	515	326.05
16	LOHARDAGA	18,654	4,840.74	36,192	19,133.70	1,863	1,724.85	4,711	4,898.94	73	74.24	1,105	692.80	16	36.84	370	604.37
17	PAKUR	13,155	6,495.89	26,102	14,420.78	3,257	2,748.37	28,616	12,630.70	349	304.47	1,049	952.85	141	118.71	355	375.50
18	PALAMU	49,689	34,463.84	84,868	52,847.67	11,730	8,699.66	30,366	11,642.87	528	299.79	2,802	1,811.32	269	265.13	6,745	2,686.50
19	RAMGARH	15,481	4,630.55	26,734	14,087.96	6,408	5,046.89	14,965	10,914.36	147	156.69	420	459.17	167	427.06	3,590	1,693.01
20	RANCHI	42,669	13,997.32	98,836	54,213.53	1,50,309	65,136.75	3,69,355	1,50,205.81	388	703.91	1,889	2,264.97	528	1,918.04	2,260	4,882.66
21	SAHIBGANJ	17,957	11,142.69	38,294	23,010.31	5,714	3,670.01	19,663	6,496.57	910	780.93	2,997	2,537.95	137	153.16	1,862	917.77
22	SARAIKELA KHARSAWAN	37,741	10,712.34	50,618	26,117.65	13,104	5,521.59	23,252	13,519.86	59	84.69	456	346.25	47	52.00	352	240.19
23	SIMDEGA	12,102	3,452.62	21,907	9,167.91	2,997	1,338.10	5,559	3,137.12	45	14.31	302	96.57	83	59.03	606	444.26
24	WEST SINGHBHUM	38,390	12,277.40	72,572	38,235.92	2,858	4,915.86	10,506	16,388.13	126	92.15	389	226.56	7	1.30	116	221.44
	TOTAL	6,93,978	2,81,094.20	13,00,758	6,59,490.63	2,97,487	1,82,097.05	7,34,658	3,94,486.54	9,143	7,899.50	36,600	25,696.24	4,028	5,706.08	65,208	31,785.43

State Level Bankers' Committee, Jharkhand

Convenor: Bank of India

Bank wise progress of KCC Saturation Drive for Farmers under Animal Husbandry (Dairy) and Fisheries Activites as on 31.03.2021

Jharkhand State Milk Federation/Directorate of Dairy Development Dept.													Directorate of Fisheries Department						
Sr. No.	Bank Name	Application Submitted by JMF	Application Submitted by DDO	Total Applications Submitted (Number)	Received by Bank	Not received by bank	Out of which Total Sanctioned (Number)	Sanctioned Amount (in Rs Crore)	Applications already having KCC from same or other banks/cooperatives/PACs or existing KCC under default/ NPA	Out of which Total Rejected (Number)	Pending for Approval (Number)	Total Applications Submitted (Number)	Received by Bank	Not received by bank	Out of which Total Sanctioned (Number)	Sanctioned Amount (in Rs Crore)	Applications already having KCC from same or other banks/cooperatives/PACs or existing KCC under default/ NPA	Out of which Total Rejected (Number)	Pending for Approval (Number)
1	BANK OF INDIA	3,735	5,025	8,760	3,811	4,949	1,056	3,699	592	2,085	78	3,757	2,011	1,746	422	2.327	265	1,280	44
2	STATE BANK OF INDIA	3,465	5,106	8,571	6,347	2,224	910	4,344	-	5,437	-	6,471	4,917	1,554	102	-	-	4,815	-
3	JHARKHAND RAJYA GRAMIN BANK	1,471	3,025	4,496	4,055	441	623	4,545	540	2,762	130	1,560	1,307	253	130	1.158	267.00	879	31
4	INDIAN BANK	721	771	1,492	1,431	61	418	1,557	14	810	189	700	505	195	18	0.124	5	482	-
5	UNION BANK OF INDIA	649	775	1,424	796	628	384	1,570	-	243	169	454	239	215	36	0.214	-	71	132
6	JSCB	224	344	568	494	74	331	1,745	-	91	72	245	221	24	210	1.024	-	-	11
7	CENTRAL BANK OF INDIA	383	608	991	642	349	270	1,166	148	224	-	319	141	178	33	0.219	8	100	-
8	BANK OF BARODA	256	736	992	629	363	197	1,107	9	194	229	276	156	120	38	0.441	1	112	5
9	UCO BANK	251	316	567	414	153	192	0.844	65	148	9	141	107	34	8	0.120	4.00	82	13
10	INDIAN OVEREAS BANK	289	281	570	442	128	184	0.476	-	135	123	70	33	37	1	0.005	-	18	14
11	PUNJAB NATIONAL BANK	1,607	1,041	2,648	1,851	797	181	1,371	27	460	1,183	4,021	3,476	545	104	1.043	-	3,324	48
12	CANARA BANK	642	440	1,082	256	826	97	0.351	10	97	52	521	222	299	99	0.319	21	91	11
13	IDBI BANK	131	198	329	264	65	21	0.191	33	210	-	179	140	39	11	0.119	25	104	-
14	PUNJAB AND SIND BANK	20	19	39	29	10	4	0.030	-	23	2	6	4	2	-	-	-	4	-
15	AXIS BANK LIMITED	6	5	11	10	1	-	-	-	8	2	87	87	-	-	-	-	76	11
16	BANDHAN BANK LIMITED	6	11	17	-	17	-	-	-	-	-	134	126	8	126	0.941	-	-	-
17	BANK OF MAHARASHTRA	2	3	5	5	-	-	-	-	-	5	3	1	2	-	-	-	-	1
18	DCCB	-	1	1	1	-	-	-	-	-	1	-	-	-	-	-	-	-	-
19	EASF SFB LTD.	-	-	-	-	-	-	-	-	-	-	58	-	58	-	-	-	-	-
20	FEDERAL BANK LTD	1	-	1	-	1	-	-	-	-	-	15	-	15	-	-	-	-	-
21	HDFC BANK LTD.	792	143	935	-	935	-	-	-	-	-	24	-	24	-	-	-	-	-
22	ICICI BANK LIMITED	6	7	13	13	-	-	-	-	-	13	3	3	-	-	-	-	-	3
23	INDUSIND BANK LTD	1	1	2	-	2	-	-	-	-	-	4	-	4	-	-	-	-	-
24	JAMMU & KASHMIR BANK	-	1	1	-	1	-	-	-	-	-	-	-	-	-	-	-	-	-
25	UJJIVAN BANK	-	1	1	-	1	-	-	-	-	-	-	-	-	-	-	-	-	-
Grand Total		14,658	18,858	33,516	21,490	12,026	4,868	23	1,438	12,927	2,257	19,048	13,696	5,352	1,338	8	596	11,438	324

State Level Bankers' Committee, Jharkhand

Convener: Bank of India

District wise progress of KCC Saturation Drive for Farmers under Animal Husbandry (Dairy) and Fisheries Activities as on 31.03.2021

Sr. No.	District Name	Jharkhand State Milk Federation/Directorate of Dairy Development Dept.										Directorate of Fisheries Department									
		Application Submitted by JMF	Application Submitted by DDO	Total Applications Submitted (Number)	Received by Bank	Not received by bank	Out of which Total Sanctioned (Number)	Sanctioned Amount (in Rs Crore)	Applications already having KCC from same or other banks/cooperatives/ PACs or existing KCC under default/ NPA	Out of which Total Rejected (Number)	Pending for Approval (Number)	Total Applications Submitted (Number)	Received by Bank	Not received by bank	Out of which Total Sanctioned (Number)	Sanctioned Amount (in Rs Crore)	Applications already having KCC from same or other banks/cooperatives/ PACs or existing KCC under default/ NPA	Out of which Total Rejected (Number)	Pending for Approval (Number)		
1	Bokaro	156	567	723	526	197	135	0.437	59	290	42	543	226	317	20	0.188	-	203	3		
2	Chatra	549	811	1,360	1,023	337	290	1.126	5	711	17	1,088	771	317	46	0.197	98	618	9		
3	Deoghar	1,308	2,586	3,894	2,367	1,527	505	1.913	100	1,691	71	384	184	200	9	0.050	2	173	-		
4	Dhanbad	2	449	451	306	145	96	0.363	4	178	28	486	63	423	40	0.249	-	22	1		
5	Dumka	767	120	887	652	235	92	0.443	15	545	-	609	309	300	36	0.177	20	253	-		
6	East Singhbhum	-	609	609	272	337	106	0.785	1	165	-	623	447	176	158	0.963	58	219	12		
7	Garhwa	336	110	446	318	128	55	1.770	21	203	39	526	459	67	5	0.023	49	397	8		
8	Giridih	1	679	680	462	218	130	0.410	2	308	22	954	529	425	121	0.518	87	264	57		
9	Godda	766	556	1,322	1,066	256	415	1.646	7	594	50	149	71	78	4	0.058	2	56	9		
10	Gumla	21	319	340	141	199	45	0.229	1	83	12	243	177	66	40	0.211	2	118	17		
11	Hazaribag	1,186	2,786	3,972	2,520	1,452	487	2.110	265	1,711	57	1,055	619	436	56	0.376	27	505	31		
12	Jamatara	46	332	378	320	58	79	0.238	24	197	20	550	444	106	22	0.096	2	404	16		
13	Khunti	51	337	388	234	154	18	0.142	60	144	12	128	62	66	19	0.236	9	32	2		
14	Koderma	56	614	670	464	206	124	0.625	74	242	24	185	157	28	32	0.196	1	122	2		
15	Latehar	375	351	726	420	306	133	0.542	43	189	55	336	261	75	18	0.064	6	228	9		
16	Lohardaga	2,315	1,572	3,887	1,745	2,142	496	1.550	9	459	781	518	249	269	33	0.166	12	174	30		
17	Pakur	-	351	351	255	96	67	0.545	1	147	40	456	278	178	17	0.030	-	259	2		
18	Palamu	883	2,772	3,655	3,210	445	288	1.334	258	2,300	364	7,186	6,768	418	114	0.332	174	6,479	1		
19	Rangarh	320	698	1,018	607	411	179	0.774	9	247	172	605	155	450	97	0.555	-	58	-		
20	Ranchi	5,520	667	6,187	3,527	2,660	826	3.986	471	1,817	413	692	313	379	70	0.423	36	167	40		
21	Sahebganj	-	1,329	1,329	889	440	251	1.532	9	621	8	771	419	352	166	1.285	2	243	8		
22	Saraikel-Kharsanva	-	30	30	27	3	14	0.155	-	13	-	313	204	109	69	0.524	4	124	7		
23	Simdega	-	112	112	64	48	15	0.084	-	32	17	464	394	70	96	0.856	3	241	54		
24	West Singhbhum	-	101	101	75	26	22	0.259	-	40	13	184	137	47	50	0.282	2	79	6		
	Grand Total	14,658	18,858	33,516	21,490	12,026	4,868	22.996	1,438	12,927	2,257	19,048	13,696	5,352	1,338	8.054	596	11,438	324		

5.2. (क) सुक्ष्म एवं लघु और मध्यम उद्यमों का वित्त पोषण

5.2.1. सुक्ष्म एवं लघु और मध्यम उद्यमों का वित्त पोषण (एम एस एम ई)

(Accounts in thousands) (Amt. in crore)

Sl. No.	Particular	Outstanding position as at the end of		Growth	
		Mar-20	Mar-21		
MICRO & SMALL ENTERPRISES					
1	Micro Enterprises	Accounts	859	1,219	+360
		Amount	14,870.85	14,658.50	-212.35
2	Small Enterprises	Accounts	51	32	-19.00
		Amount	10,429.39	7,703.65	-2725.74
3	Total Micro and Small Enterprises (MSE sector)	Accounts	910	1,251	+341
		Amount	25,300.24	22,362.15	-2938.09
MEDIUM ENTERPRISES					
4	Total of Medium Enterprises	Accounts	4	5	+1
		Amount	2,246.90	2,537.37	+290
MSME ENTERPRISES					
TOTAL MSME (PRIORITY SECTOR ADVANCES)		Accounts	920	1,256	+336
		Amount	27,700.41	24,900	-2800.89
5	a. Share of Credit to Micro Enterprises in total credit to MSE sector	Percent share of amounts (stipulation: 60%)	58.78%	65.55%	+8.94%
	b. Share of credit to MSE sector in NBC/ ANBC	Percent share of amount	28.82%	30.53%	+1.71%

(MSME रिपोर्ट –annexure-9)

COVERAGE UNDER CGTMSE (for eligible Loans Upto Rs. 2.00 Crore in MSE)

(Position as on 31.03.2021)

(A/C in 000, Amt.in Cr.)

Eligible MSE loan up to Rs. 2.00 Crore		Coverage under CGTMSE	
TOTAL		TOTAL	
A/C	Amt	A/C	Amt.
1256	19916.50	148	4842.15

(रिपोर्ट पृष्ठ सं- 39 में सलग्न है)

टिप्पणियां

- ❖ झारखंड में कुल एमएसई में माइक्रो सेक्टर क्रेडिट की हिस्सेदारी भारतीय रिजर्व बैंक के दिशानिर्देश के अनुसार 60% की बेंच मार्क के विरुद्ध मार्च, 2021 में 65.55% है जो पिछले वर्ष की तुलना में ज्यादा है, पिछले वर्ष माइक्रो सेक्टर क्रेडिट की हिस्सेदारी 58.78% थी।
- ❖ पिछले वर्ष की तुलना में MSME सेक्टर में ₹2,800 करोड़ की गिरावट दर्ज हुई है।
- ❖ बैंकों द्वारा प्रदत्त जानकारी के अनुसार झारखण्ड राज्य में, ₹. 2 करोड़ की सीमा के अंदर कुल 12.56 लाख (लगभग) MSE ऋण खातों हैं, जो CGTMSE coverage के लिए eligible हैं, परंतु इनमें से केवल 1.48 लाख (लगभग) ऋण खातों में, यानी कि सिर्फ 11.78 % खातों में ही CGTMSE कवरेज लिया गया है। PSB Loans in 59 Minutes से सम्बंधित रिपोर्ट पृष्ठ संख्या-40 एवं 41 में दिया गया है।

5.2 (ख) "प्रधानमंत्री मुद्रा योजना"

दिनांक 8 अप्रैल, 2015 को माननीय प्रधानमंत्री द्वारा प्रधानमंत्री मुद्रा योजना की शुरुआत की गई। यह योजना मुख्यतः गैर-कृषि क्षेत्र के छोटे उद्यमियों को बैंक द्वारा वित्त पोषण के लक्ष्य से शुरू की गई थी। परंतु वर्तमान में DFS, Ministry of Finance, GOI के पत्रांक - 29/2/2016-IF-2 दिनांक 23.06.2016 के द्वारा कृषि क्षेत्र के Allied Activities -e.g. Pisciculture, beekeeping, poultry, diary, fishery, agriclincs & agribusiness centres, food & agro processing एवं इन गतिविधियों को सहारा देने वाली वैसी सेवाएँ जो जीविकोपार्जन अथवा आय अर्जन को promote करती हैं, इत्यादि को भी 01.04.2016 से PMMY के तहत शामिल कर लिया गया है। इस योजना की राज्य में प्राप्त उपलब्धि निम्नलिखित है:

प्रधानमंत्री मुद्रा योजना में झारखण्ड की उपलब्धि (01.04.20 से 31.03.2021 तक)

(राशि करोड़ में)

PARTICULAR	SHISHU		KISHOR		TARUN		TOTAL	
	NO	AMT	NO	AMT	NO	AMT	NO	AMT
SANCTIONED	11,65,932	1,87,789.34	1,63,597	1,76,982.37	17,055	1,15,373.08	13,46,584	4,80,144.79
DISBURSED	12,51,305	2,10,423.55	1,89,126	1,92,364.50	17,117	1,11,344.54	14,57,548	5,14,132.59

(रिपोर्ट पृष्ठ सं-42 एवं 43 में सलग्न है)

❖ वर्ष 2020-21 में PMMY की उपलब्धि के आधार पर 03 सर्वोत्तम बैंक तथा 03 न्यूनतम बैंकों का वर्गीकरण निम्न है:

PMMY-DISBURSEMENT DURING THE FY-2020-21				
SL NO.	TOP PERFORMING		BOTTOM PERFORMING	
	BANK NAME	AMOUNT	BANK NAME	AMOUNT
		(IN CRORE)		(IN CRORE)
PSB				
1	STATE BANK OF INDIA	1171.34	UCO BANK	8.46
2	BANK OF INDIA	551.37	PUNJAB AND SINDH BANK	9.04
3	CANARA BANK	121.45	UNION BANK OF INDIA	11.59
PVT				
1	INDUS IND BANK	1930.94	KARNATAKA BANK LTD.	0.50
2	HDFC BANK	96.41	KOTAK MAHINDRA BANK	0.57
RRB & COOPERATIVE				
1	JHARKHAND RAJYA GRAMIN BANK	6.44	JSCB	0.00

5.2 (ग) स्टैंड अप इंडिया ऋण योजना

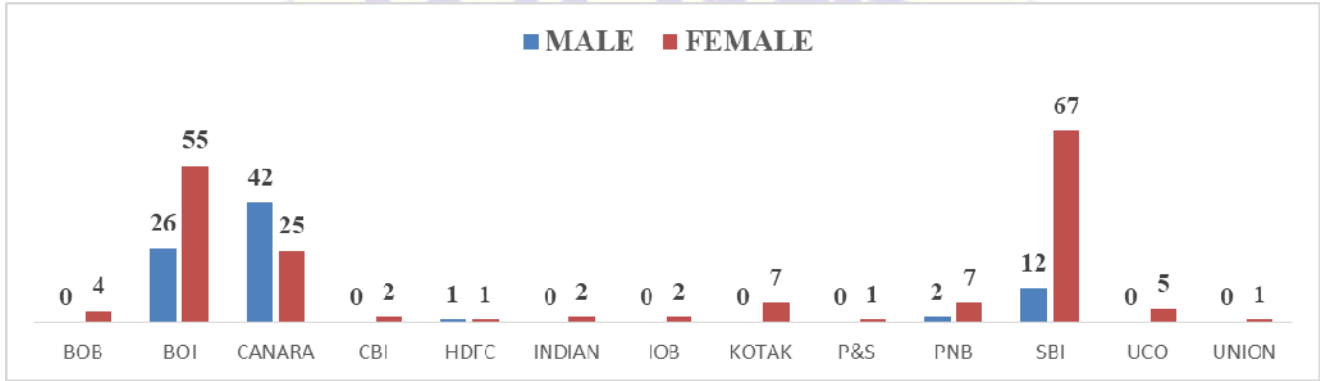
स्टैंड अप इंडिया ऋण योजना में वर्तमान वित्तीय वर्ष के दौरान राज्य की उपलब्धि 31.03.2021 तक SIDBI के पोर्टल के आधार पर इस प्रकार है:-

Total Beneficiaries	Women Beneficiaries	Male Beneficiaries	Out of total Beneficiaries, SC/ST Beneficiaries	Loan Sanctioned Amt (Rs in Cr)
2150	1873	277	359	452.46

(रिपोर्ट पृष्ठ सं-44 में सलग्न है।)

इस वित्तीय वर्ष में निम्न 03 बैंको ने सर्वोच्च प्रदर्शन किया है:-

1. Bank of India- 81
2. State Bank of India - 79
3. Canara Bank - 67



DETAILS ON MSE EXPOSURE UP TO RS. 2.00 CRORE , ELIGIBLE FOR CGTMSE COVERAGE

AS OF : 31ST MARCH, 2021

AMOUNT IN LACS

S.N	NAME OF THE BANK	MICRO ENTERPRISES (UP TO RS. 25 LAC)		SMALL ENTERPRISES (UP TO RS. 2.00 CRORE)		TOTAL MSE EXPOSURE (UP TO 2.00 CRORE)		COVERAGE UNDER CGTMSE, NCGTC & CGFMU, OUT OF TOTAL EXPOSURE		TOTAL COVERAGE UNDER CGTMSE, NCGTC & CGFMU TO BE INCORPORATED IN COLUMN J & K
		NO OF ACCTS.	AMT. OUTSTANDING (IN LACS)	NO OF ACCTS.	AMT. OUTSTANDING (IN LACS)	NO OF ACCTS.	AMT. OUTSTANDING (IN LACS)	NO OF ACCTS.	AMT. OUTSTANDING (IN LACS)	
1	AXIS BANK	2,265	53,002.00	724	32,845.00	2,989	85,847.00	4	132.00	
2	BANDHAN BANK LTD	2,52,804	68,714.26	65	188.08	2,52,869	68,902.34	-	-	
3	BANK OF BARODA	14,742	55,009.57	9,897	70,230.55	24,639	1,25,240.12	1,847	7,189.74	
4	BANK OF INDIA	1,42,926	3,56,783.66	1,289	55,870.56	1,44,215	4,12,654.22	79,013	2,33,209.69	
5	BANK OF MAHARASHTRA	345	1,652.00	28	752.00	373	2,404.00	203	844.00	
6	CANARA BANK	31,778	80,838.01	2,129	36,514.78	33,907	1,17,352.79	18,349	63,170.42	
7	CENTRAL BANK OF INDIA	23,644	27,368.96	1,691	46,998.43	25,335	74,367.39	3,053	11,198.57	
8	FEDERAL BANK	103	1,503.62	36	3,103.42	139	4,607.04	4	55.60	
9	HDFC BANK	55,621	20,847.23	2,766	29,724.58	58,387	50,571.81	1	4.49	
10	ICICI BANK	1,972	35,762.32	1,688	54,796.84	3,660	90,559.16	-	-	
11	IDBI BANK	10,559	32,823.40	473	8,321.92	11,032	41,145.32	4,614	15,981.90	
12	IDFC FIRST BANK	9	155.00	19	577.00	28	732.00	-	-	
13	INDIAN BANK	29,122	79,728.97	2,428	34,066.83	31,550	1,13,795.80	3,314	20,003.60	
14	INDIAN OVERSEAS BANK	4,294	136.50	572	175.50	4,866	312.00	4,472	270.50	
15	INDUS IND BANK	3,71,642	1,18,406.12	3,066	35,497.16	3,74,708	1,53,903.28	-	-	
16	JAMMU AND KASHMIR BANK LTD.	161	477.73	3	231.34	164	709.07	46	65.65	
17	KARNATAKA BANK LTD.	22	699.94	26	3,210.47	48	3,910.41	5	43.27	
18	KARUR VASYA BANK	-	-	-	-	-	-	-	-	
19	KOTAK MAHINDRA BANK	-	-	-	-	-	-	-	-	
20	LAXMI VILASH BANK	109	234.12	10	234.12	119	468.24	14	119.00	
21	PUNJAB AND SINDH BANK	4,261	13,836.46	3	160.50	4,264	13,996.96	376	1,136.73	
22	PUNJAB NATIONAL BANK	35,998	1,07,345.11	5,336	95,089.40	41,334	2,02,434.51	5,196	81,143.00	
23	SOUTH INDIAN BANK	42	495.81	7	251.44	49	747.25	15	263.94	
24	STATE BANK OF INDIA	47,184	1,45,384.00	6,246	1,32,475.00	53,430	2,77,859.00	8,359	445.26	
25	UCO BANK	16,265	19,954.47	779	16,849.66	17,044	36,804.13	7,753	13,337.86	
26	UNION BANK OF INDIA	14,147	31,327.10	1,877	41,057.47	16,024	72,384.57	10,506	33,842.32	
27	YES BANK	-	-	-	-	-	-	-	-	
28	JHARKHAND RAJYA GRAMIN BANK	970	1,419.00	4	339.00	974	1,758.00	974	1,758.00	
29	JHARKHAND STATE COOPERATIVE BANK LTD.	1,191	2,232.40	-	-	1,191	2,232.40	-	-	
30	DHANBAD CENTRAL CO-OPERATIVE BANK LTD.	-	-	-	-	-	-	-	-	
31	UTAKARSH SMALL FINANCE BANK	93,296	20,373.00	16,465	5,949.00	1,09,761	26,322.00	-	-	
32	JANA SMALL FINANCE BANK	69	272.91	-	-	69	272.91	-	-	
33	ESAF SMALL FINANCE BANK	43,078	9,356.30	-	-	43,078	9,356.30	-	-	
	TOTAL :	11,98,619	12,86,139.98	57,627	7,05,510.04	12,56,246	19,91,650.02	1,48,118	4,84,215.54	

STATE LEVEL BANKERS' COMMITTEE, JHARKHAND
CONVENOR: BANK OF INDIA
REPORT ON PSB-59 MINUTE LOANS, (AS ON 31.03.2021)

SR. NO.	BANK	TOTAL NO. OF APPLICATIONS RECEIVED THROUGH ON-LINE / OFF LINE	OUT OF THESE, NO. OF APPLICATIONS REJECTED	APPLICATIONS SANCTIONED		APPLICATIONS DISBURSED		NO. OF APPLICATIONS PENDING
				NO.	AMT. IN LACS	NO.	AMT. IN LACS	
1	AXIS BANK	-	-	-	-	-	-	-
2	BANDHAN BANK	-	-	-	-	-	-	-
3	BANK OF BARODA	1,749	282	1,304	15,704.27	1,309	15,612.05	163
4	BANK OF INDIA	1,429	250	1,135	23,488.81	1,007	20,574.79	44
5	BANK OF MAHARASTRA	-	-	-	-	-	-	-
6	CANARA BANK	230	2	228	23,689.43	228	23,689.43	-
7	CENTRAL BANK OF INDIA	1,361	153	1,208	1,037.60	314	971.76	-
8	COOPERATIVE BANK	-	-	-	-	-	-	-
9	FEDERAL BANK	-	-	-	-	-	-	-
10	HDFC BANK	-	-	-	-	-	-	-
11	ICICI BANK	-	-	-	-	-	-	-
12	IDBI BANK	77	14	47	1,529.56	47	1,529.56	16
13	IDFC FIRST BANK	-	-	-	-	-	-	-
14	INDIAN BANK	132	-	132	2,843.70	109	2,278.20	-
15	INDIAN OVERSEAS BANK	40	26	14	208.78	14	208.78	-
16	INDUS IND BANK	-	-	-	-	-	-	-
17	JAMMU & KASHMIR BANK	-	-	-	-	-	-	-
18	JHARKHAND RAJYA GRAMIN BANK	-	-	-	-	-	-	-
19	KARNATAKA BANK	-	-	-	-	-	-	-
20	KARUR VYSYA BANK	-	-	-	-	-	-	-
21	KOTAK MAHINDRA BANK	-	-	-	-	-	-	-
22	LAXMI VILAS BANK	-	-	-	-	-	-	-
23	PUNJAB & SINDH BANK	14	7	6	16.50	6	16.50	1
24	PUNJAB NATIONAL BANK	666	167	498	15,547.96	468	15,433.18	1
25	SOUTH INDIAN BANK	-	-	-	-	-	-	-
26	STATE BANK OF INDIA	814	311	306	13,070.41	272	10,812.48	197
27	UCO BANK	61	26	32	463.31	32	447.40	3
28	UNION BANK OF INDIA	160	58	96	2,986.88	78	2,743.68	6
29	YES BANK	-	-	-	-	-	-	-
	GRAND TOTAL	6,733	1,296	5,006	1,00,587.21	3,884	94,317.81	431

SOURCE: BANKS

STATE LEVEL BANKERS' COMMITTEE, JHARKHAND
CONVENOR: BANK OF INDIA
REPORT ON PSB-59 MINUTE LOANS, (AS ON 31.03.2021)

SR. NO.	BANK	TOTAL NO. OF APPLICATIONS RECEIVED THROUGH ON-LINE/ OFF LINE	OUT OF THESE, NO. OF APPLICATIONS REJECTED	APPLICATIONS SANCTIONED		APPLICATIONS DISBURSED		NO. OF APPLICATIONS PENDING
				NO. OF AC	AMT. (IN LACS)	NO. OF AC	AMT. (IN LACS)	
1	BOKARO	898	127	743	23,103.48	277	22,505.85	28
2	CHATRA	55	13	40	405.88	40	405.88	2
3	DEOGHAR	142	39	90	1,920.95	84	1,735.85	13
4	DHANBAD	556	128	376	9,203.72	363	8,739.74	52
5	DUMKA	84	29	46	1,536.20	39	1,382.20	9
6	EAST-SINGHBHUM	1,757	381	1,214	21,272.23	830	18,862.80	162
7	GARHWA	25	15	9	217.00	9	212.00	1
8	GIRIDIH	90	19	61	1,830.64	56	1,631.14	10
9	GODDA	146	22	113	1,251.51	70	1,149.71	11
10	GUMLA	13	9	4	13.00	2	10.50	-
11	HAZARIBAGH	96	21	53	807.22	47	687.42	22
12	JAMTARA	32	9	14	161.10	10	96.77	9
13	KHUNTI	52	6	46	501.92	36	496.92	-
14	KODERMA	60	16	43	591.45	43	589.45	1
15	LATEHAR	9	5	3	29.00	3	29.00	1
16	LOHARDAGA	16	7	7	141.00	5	133.00	2
17	PAKUR	43	10	32	1,206.44	25	686.16	1
18	PALAMOU	57	23	27	348.00	25	260.00	7
19	RAMGARH	129	36	93	1,241.39	91	1,199.30	-
20	RANCHI	2,231	356	1,811	31,431.43	1,670	30,569.87	64
21	SAHEBGANJ	36	5	23	623.09	22	523.09	8
22	SARAIKELA	127	14	104	1,770.23	93	1,669.83	9
23	SIMDEGA	7	1	2	31.60	2	31.60	4
24	WEST-SINGHBHUM	72	5	52	948.74	42	709.74	15
	GRAND TOTAL	6,733	1,296	5,006	1,00,587.21	3,884	94,317.81	431

SOURCE: BANKS

STATE LEVEL BANKERS' COMMITTEE - JHARKHAND
 CONVENOR : BANK OF INDIA
 PMMY Loan Sanctioned & Disbursement report - Bankwise
 As on 31 st March 2021

[Amt In Lacs.]

SL · N O.	BANKS	"PMMY" LOAN SANCTIONED & DISBURSEMENT REPORT AS AT THE END OF MARCH QUARTER DURING AFY- 2020-21														OUT OF TOTAL SANCTIONED LOAN UNDER MUDRA CATEGORY , COVERAGE UNDER " CGFMU" SCHEME			
		SHISHU				KISHOR				TARUN				TOTAL 01.04.2020 - 31.03.2021				AC	AMT
		SANCTIONED		DISBURSED		SANCTIONED		DISBURSED		SANCTIONED		DISBURSED		SANCTIONED		DISBURSED			
		AC	AMT	AC	AMT	AC	AMT	AC	AMT	AC	AMT	AC	AMT	AC	AMT	AC	AMT		
1	STATE BANK OF INDIA	8,929	2,248.00	8,929	2,241.00	16,788	45,632.00	16,788	45,562.00	9,059	69,254.00	9,059	69,229.00	34,776	1,17,134.00	34,776	1,17,032.00	18,739	62,995.00
2	BANK OF INDIA	63,915	5,629.00	63,915	4,558.00	17,357	31,559.00	17,357	25,935.00	2,325	17,949.00	2,315	11,075.00	83,597	55,137.00	83,587	41,568.00	2,585	6,544.00
3	INDIAN BANK	5,493	1,436.55	5,493	1,206.55	4,971	5,614.35	4,971	5,614.05	974	3,111.24	972	3,096.24	11,438	10,162.14	11,436	9,916.84	10,629	9,233.28
4	CENTRAL BANK OF INDIA	1,190	161.46	1,130	148.95	547	1,541.15	525	1,308.64	198	1,671.13	193	1,540.23	1,935	3,373.74	1,848	2,997.82	1,223	2,374.45
5	PUNJAB NATIONAL BANK	336	132.66	314	68.74	448	1,179.34	430	636.85	252	2,044.20	241	943.69	1,036	3,356.20	985	1,649.28	895	3,221.00
6	CANARA BANK	10,407	1,757.13	10,407	1,725.26	3,427	7,748.24	3,427	7,699.22	776	2,639.94	776	6,431.91	14,610	12,145.31	14,610	15,856.39	14,889	8,977.23
7	UNION BANK OF INDIA	220	72.43	220	47.27	339	719.55	339	553.98	43	367.35	43	270.97	602	1,159.33	602	872.22	-	-
8	UCO BANK	407	59.66	407	59.42	229	470.40	229	464.25	42	315.58	39	305.28	678	845.64	675	828.95	654	872.30
9	BANK OF BARODA	342	153.75	342	153.75	1,604	3,583.41	1,604	3,583.41	407	3,260.97	396	3,260.97	2,353	6,998.13	2,342	6,998.13	266	1,804.19
10	INDIAN OVERSEAS BANK	192	101.00	190	98.00	95	199.00	95	199.00	-	-	-	-	287	300.00	285	297.00	-	-
11	PUNJAB AND SINDH BANK	28	7.94	28	7.94	114	366.33	114	366.33	64	530.12	65	545.97	206	904.39	207	920.24	128	552.65
12	BANK OF MAHARASHTRA	7	3.25	7	3.25	73	50.60	34	27.70	5	46.00	5	46.00	85	99.85	46	76.95	11	26.40
13	IDBI BANK	478	79.46	478	61.41	637	781.73	637	639.84	677	1,616.81	677	1,224.56	1,792	2,478.00	1,792	1,925.81	158	208.77
14	IDFC FIRST BANK	-	-	-	-	-	-	-	-	-	-	-	-	-	-	-	-	-	-
15	FEDERAL BANK	12	5.88	7	2.82	15	43.20	6	15.60	15	122.84	9	60.68	42	171.92	22	79.10	-	-
16	HDFC BANK	3,176	953.41	3,176	953.41	710	2,155.56	710	2,155.56	1,156	6,532.01	1,156	6,532.01	5,042	9,640.98	5,042	9,640.98	-	-
17	ICICI BANK	13	5.72	13	5.72	127	282.97	127	282.97	57	415.42	57	415.42	197	704.11	197	704.11	-	-
18	KARNATAKA BANK LTD.	-	-	-	-	-	-	-	-	4	50.00	4	50.00	4	50.00	4	50.00	-	-
19	AXIS BANK	17,405	5,121.00	17,405	5,121.00	219	589.00	219	589.00	122	984.00	122	984.00	17,746	6,694.00	17,746	6,694.00	-	-
20	INDUS IND BANK	5,37,533	1,26,825.79	5,37,533	1,26,825.79	89,689	62,010.03	89,689	62,010.03	850	4,258.20	850	4,258.20	6,28,072	1,93,094.02	6,28,072	1,93,094.02	-	-
21	JAMMU AND KASHMIR BANK LTD.	-	-	-	-	-	-	-	-	-	-	-	-	-	-	-	-	-	-
22	YES BANK	-	-	-	-	-	-	-	-	-	-	-	-	-	-	-	-	-	-
23	KOTAK MAHINDRA BANK	-	-	-	-	7	12.00	7	12.00	5	45.15	5	45.15	12	57.15	12	57.15	-	-
24	SOUTH INDIAN BANK	1	0.50	1	0.50	6	32.50	6	32.50	3	27.00	3	27.00	10	60.00	10	60.00	-	-
25	LAXMI VILASH BANK	-	-	-	-	-	-	-	-	-	-	-	-	-	-	-	-	-	-
26	KARUR VASYA BANK	-	-	-	-	-	-	-	-	-	-	-	-	-	-	-	-	-	-
27	BANDHAN BANK	-	-	85,562	24,466.42	-	-	25,919	23,047.56	-	-	109	873.14	-	-	1,11,590	48,387.12	-	-
28	JHARKHAND RAJYA GRAMIN BANK	558	279.00	558	279.00	300	365.00	300	365.00	-	-	-	-	858	644.00	858	644.00	-	-
29	DHANBAD CENTRAL COOPERATIVE B	-	-	-	-	-	-	-	-	-	-	-	-	-	-	-	-	-	-
30	COOPERATIVE BANK	-	-	-	-	-	-	-	-	-	-	-	-	-	-	-	-	-	-
31	ESAF BANK	26,715	8,963.06	26,715	8,963.06	1,006	629.59	1,006	629.59	-	-	-	-	27,721	9,592.65	27,721	9,592.65	-	-
32	UJJIVAN BANK	45,512	15,677.00	45,512	15,677.00	4,122	3,159.00	4,122	3,159.00	-	-	-	-	49,634	18,836.00	49,634	18,836.00	-	-
33	UTKARSH BANK	47,444	16,932.00	47,344	16,573.00	12,432	8,180.00	12,130	7,397.00	19	132.00	19	129.00	59,895	25,244.00	59,493	24,099.00	-	-
34	JANA BANK	17	8.16	17	8.16	44	30.94	44	30.94	-	-	-	-	61	39.10	61	39.10	-	-
	TOTAL	7,70,330	1,86,613.81	8,55,703	2,09,255.42	1,55,306	1,76,934.89	1,80,835	1,92,317.02	17,053	1,15,372.96	17,115	1,11,344.42	9,42,689	4,78,921.66	10,53,653	5,12,916.86	50,177	96,809.27
	MFIS	3,95,602	1,175.53	3,95,602	1,168.13	8,291	47.48	8,291	47.48	2	0.12	2	0.12	4,03,895	1,223.13	4,03,895	1,215.73	-	-
	GRAND TOTAL	11,65,932	1,87,789.34	12,51,305	2,10,423.55	1,63,597	1,76,982.37	1,89,126	1,92,364.50	17,055	1,15,373.08	17,117	1,11,344.54	13,46,584	4,80,144.79	14,57,548	5,14,132.59	50,177	96,809.27

SOURCE : SLBC PORTAL

STATE LEVEL BANKERS' COMMITTEE - JHARKHAND
CONVENOR : BANK OF INDIA
PMMY Loan Sanctioned & Disbursement report - DISTRICTWISE
As on 31 st March 2021

Amount in Lacs

Sl. No.	District	Districtwise "PMMY" Loan Sanctioned & Disbursement report as at the End of Current Reporting Quarter During AFY - 2020-21																OUT OF TOTAL SANCTIONED LOAN UNDER MUDRA CATEGORY , COVERAGE UNDER "CGFMU" SCHEME	
		SHISHU				KISHOR				TARUN				TOTAL 01.04.2020 -31.03.2021					
		SANCTIONED		DISBURSED		SANCTIONED		DISBURSED		SANCTIONED		DISBURSED		SANCTIONED		DISBURSED			
		Ac	Amt	Ac	Amt	Ac	Amt	Ac	Amt	Ac	Amt	Ac	Amt	Ac	Amt	Ac	Amt		
1	BOKARO	35,420	9,107.59	41,055	10,645.40	9,795	12,004.80	11,319	12,895.92	1,080	6,804.91	1,085	6,470.90	46,295	27,917.30	53,459	30,012.22	3,210	6,041.35
2	CHATRA	23,081	5,438.86	23,077	5,373.06	4,077	3,848.69	4,077	3,543.34	322	2,148.47	319	1,729.56	27,480	11,436.02	27,473	10,645.96	1,192	2,667.32
3	DEOGHAR	18,507	4,065.29	22,537	5,080.40	3,337	5,646.05	3,897	5,870.95	647	4,517.40	652	4,651.42	22,491	14,228.74	27,086	15,602.77	2,938	6,368.81
4	DHANBAD	53,825	13,925.94	66,230	17,082.85	9,751	14,687.72	12,582	16,299.47	1,871	12,800.77	1,875	12,389.39	65,447	41,414.43	80,687	45,771.71	4,030	7,595.21
5	DUMKA	35,802	8,317.39	38,119	8,885.09	4,924	4,726.08	5,322	4,932.97	266	1,822.40	266	1,825.37	40,992	14,865.87	43,707	15,643.43	1,846	2,740.20
6	E.SINGHBHUM	58,738	13,562.46	70,591	17,005.89	12,192	15,902.29	16,532	19,342.81	1,821	12,315.95	1,833	12,447.03	72,751	41,780.70	88,956	48,795.73	5,727	10,937.97
7	GARHWA	51,010	14,562.86	50,999	14,536.31	9,477	7,613.65	9,472	7,558.50	264	2,068.79	254	2,029.27	60,751	24,245.30	60,725	24,124.08	1,008	2,460.24
8	GIRIDIH	103,797	22,163.21	110,512	23,796.50	16,347	15,249.02	17,327	15,221.37	680	4,742.72	682	4,181.83	120,824	42,154.95	128,521	43,199.70	2,501	4,498.59
9	GODDA	35,704	8,617.26	37,057	9,006.71	7,737	7,446.25	8,424	7,956.51	486	3,196.02	491	3,244.31	43,927	19,259.53	45,972	20,207.53	2,715	3,145.48
10	GUMLA	10,783	2,352.00	10,780	2,326.00	2,114	2,414.56	2,113	2,257.67	209	1,437.61	209	1,236.72	13,106	6,204.17	13,102	5,820.39	623	879.41
11	HAZARIBAGH	42,589	10,795.31	47,822	12,287.26	10,354	12,212.80	11,041	11,879.30	1,077	7,214.00	1,077	6,706.74	54,020	30,222.11	59,940	30,873.30	1,841	4,680.90
12	JAMTARA	1,444	200.50	4,430	920.13	929	1,754.54	1,283	1,937.04	159	1,113.08	159	1,072.26	2,532	3,068.12	5,872	3,929.43	1,227	1,694.30
13	KHUNTI	2,787	621.91	4,271	1,025.69	796	1,061.05	1,219	1,401.71	142	798.57	143	779.59	3,725	2,481.53	5,633	3,206.99	993	2,489.08
14	KODERMA	28,206	6,124.45	28,205	6,048.49	5,210	5,355.48	5,202	4,997.91	314	2,296.55	314	1,717.76	33,730	13,776.48	33,721	12,764.16	780	1,361.84
15	LATEHAR	21,926	5,960.98	21,924	5,951.95	3,677	3,193.50	3,677	3,160.52	175	1,423.04	175	1,419.03	25,778	10,577.52	25,776	10,531.50	618	1,186.33
16	LOHERDAGA	1,958	156.32	1,957	120.16	581	1,047.65	579	873.39	206	1,135.57	205	948.38	2,745	2,339.54	2,741	1,941.93	773	931.57
17	PAKUR	41,381	9,089.24	49,107	11,267.68	5,490	4,790.18	8,362	7,128.77	355	2,127.96	358	2,106.43	47,226	16,007.38	57,827	20,502.88	943	2,158.35
18	PALAMU	58,217	17,468.62	61,891	18,335.52	12,146	10,890.94	12,729	11,206.16	739	5,780.64	747	5,567.72	71,102	34,140.20	75,367	35,109.40	1,345	5,198.31
19	RAMGARH	30,536	7,416.06	33,827	8,356.82	6,396	6,880.49	8,091	8,235.84	554	3,750.92	582	3,635.66	37,486	18,047.47	42,500	20,228.32	1,418	3,770.38
20	RANCHI	49,599	12,073.63	58,881	14,754.66	16,143	24,689.09	20,007	27,390.16	4,456	29,435.70	4,456	28,953.49	70,198	66,198.42	83,344	71,098.31	6,475	14,027.67
21	SAHIBGANJ	34,113	8,380.59	37,714	9,539.10	7,277	6,827.37	9,530	8,758.13	349	2,562.07	354	2,585.08	41,739	17,770.03	47,598	20,882.31	1,826	2,732.04
22	SARAIKELA	11,718	2,326.76	12,610	2,538.60	2,126	3,275.69	2,405	3,307.31	468	3,136.38	466	3,135.90	14,312	8,738.83	15,481	8,981.81	1,619	3,627.09
23	SIMDEGA	2,423	130.04	2,421	114.16	374	753.96	373	654.47	74	469.05	74	382.62	2,871	1,353.05	2,868	1,151.25	749	1,281.52
24	W.SINGHBHUM	16,766	3,756.54	19,686	4,556.99	4,056	4,663.04	5,272	5,506.80	339	2,274.39	339	2,127.96	21,161	10,693.97	25,297	12,191.75	3,780	4,335.31
	Total	770,330	186,613.81	855,703	209,555.42	155,306	176,934.89	180,835	192,317.02	17,053	115,372.96	17,115	111,344.42	942,689	478,921.66	1,053,653	513,216.86	50,177	96,809.27
	MICRO FINANCE - JHARKHAND	395,602	1,175.53	395,602	1,168.13	8,291	47.48	8,291	47.48	2	0.12	2	0.12	403,895	1,223.13	403,895	1,215.73	-	-
	GRAND TOTAL	1,165,932	187,789.34	1,251,305	210,723.55	163,597	176,982.37	189,126	192,364.50	17,055	115,373.08	17,117	111,344.54	1,346,584	480,144.79	1,457,548	514,432.59	50,177	96,809.27

SOURCE : SLBC PORTAL

State Level Bankers' Committee, Jharkhand
Convenor Bank of India

BANK WISE STAND UP INDIA REPORT FROM 1st APRIL 2020 TO 31st MARCH 2021

(AMOUNT IN LACS)

SR. NO.	BANK WISE	Female										Male				FEMALE+ MALE	
		General		Minority Community		OBC		ST/SC		TOTAL		SC/ST		TOTAL		TOTAL	
		A/Cs	Sanctioned Amount	A/Cs	Sanctioned Amount	A/Cs	Sanctioned Amount	A/Cs	Sanctioned Amount	A/Cs	Sanctioned Amount	A/Cs	Sanctioned Amount	A/Cs	Sanctioned Amount	A/Cs	Sanctioned Amount
1	Bank of Baroda	4	118.00	0	0.00	0	0.00	0	0.00	4	118.00	0	0.00	0	0.00	4	118.00
2	Bank of India	67	175.31	1	11.00	0	0.00	0	0.00	68	186.31	13	21.92	13	21.92	81	208.23
3	Canara Bank	41	886.49	0	0.00	5	128.00	0	0.00	46	1014.49	21	471.76	21	471.76	67	1486.25
4	Central Bank of India	2	50.00	0	0.00	0	0.00	0	0.00	2	50.00	0	0.00	0	0.00	2	50.00
5	HDFC Bank	0	0.00	0	0.00	0	0.00	0	0.00	0	0.00	1	20.12	1	20.12	1	20.12
6	Indian Bank	2	76.19	0	0.00	0	0.00	0	0.00	2	76.19	0	0.00	0	0.00	2	76.19
7	Indian Overseas Bank	0	0.00	0	0.00	2	30.01	0	0.00	2	30.01	0	0.00	0	0.00	2	30.01
8	Kotak Mahindra Bank Limited	7	267.90	0	0.00	0	0.00	0	0.00	7	267.90	0	0.00	0	0.00	7	267.90
9	Punjab and Sind Bank	1	10.00	0	0.00	0	0.00	0	0.00	1	10.00	0	0.00	0	0.00	1	10.00
10	Punjab National Bank	8	253.28	0	0.00	0	0.00	0	0.00	8	253.28	1	10.00	1	10.00	9	263.28
11	State Bank of India	46	905.87	0	0.00	21	544.42	6	123.23	73	1573.52	6	160.95	6	160.95	79	1734.47
12	UCO Bank	5	85.75	0	0.00	0	0.00	0	0.00	5	85.75	0	0.00	0	0.00	5	85.75
13	Union Bank of India	0	0.00	0	0.00	0	0.00	1	47.00	1	47.00	0	0.00	0	0.00	1	47.00
	Grand Total	183	2828.79	1	11.00	28	702.43	7	170.23	219	3712.45	42	684.75	42	684.75	261	4397.20

DISTRICT STAND UP INDIA REPORT FROM 1st APRIL 2020 TO 31st MARCH 2021

(AMOUNT IN LACS)

SR. NO.	DISTRICT WISE	Female										Male				FEMALE+ MALE	
		General		Minority Community		OBC		ST/SC		TOTAL		SC/ST		TOTAL		TOTAL	
		A/Cs	Sanctioned Amount	A/Cs	Sanctioned Amount	A/Cs	Sanctioned Amount	A/Cs	Sanctioned Amount	A/Cs	Sanctioned Amount	A/Cs	Sanctioned Amount	A/Cs	Sanctioned Amount	A/Cs	Sanctioned Amount
1	BOKARO	9	77	0	0	3	139	0	0	12	216.00	1	20.12	1	20.12	13	236.12
2	CHATRA	3	32.26	0	0	3	45	0	0	6	77.26	0	0	0	0.00	6	77.26
3	DEOGHAR	9	284.1	0	0	1	40	1	30	11	354.10	0	0	0	0.00	11	354.10
4	DHANBAD	13	247.41	0	0	3	71.5	3	30.5	19	349.41	7	213.42	7	213.42	26	562.83
5	DUMKA	4	63.78	0	0	0	0	1	42.5	5	106.28	2	30	2	30.00	7	136.28
6	EAST SINGHBUM	35	529.34	0	0	0	0	0	0	35	529.34	3	25.35	3	25.35	38	554.69
7	GARHWA	1	10	0	0	0	0	0	0	1	10.00	1	11.5	1	11.50	2	21.50
8	GIRIDIH	4	84	1	11	1	15	0	0	6	110.00	0	0	0	0.00	6	110.00
9	GODDA	5	128.5	0	0	0	0	0	0	5	128.50	0	0	0	0.00	5	128.50
10	GUMLA	1	20	0	0	0	0	0	0	1	20.00	0	0	0	0.00	1	20.00
11	HAZARIBAGH	21	203.45	0	0	5	81.87	0	0	26	285.32	4	35.16	4	35.16	30	320.48
12	JAMTARA	2	36.49	0	0	0	0	0	0	2	36.49	0	0	0	0.00	2	36.49
13	KODERMA	10	17.5	0	0	1	15	0	0	11	32.50	6	12.22	6	12.22	17	44.72
14	LATEHAR	3	101	0	0	0	0	0	0	3	101.00	0	0	0	0.00	3	101.00
15	LOHARDAGA	2	10.6	0	0	0	0	0	0	2	10.60	1	0.5	1	0.50	3	11.10
16	PALAMU	0	0	0	0	5	154	0	0	5	154.00	0	0	0	0.00	5	154.00
17	RAMGARH	11	13.6	0	0	0	0	0	0	11	13.60	1	0.28	1	0.28	12	13.88
18	RANCHI	34	612.55	0	0	4	108.55	1	47.3	39	768.40	11	229.65	11	229.65	50	998.05
19	SAHEBGANJ	0	0	0	0	0	0	0	0	0	0.00	1	10	1	10.00	1	10.00
20	SARAIKELA KHARSAWAN	7	112.51	0	0	1	22	0	0	8	134.51	1	37.4	1	37.40	9	171.91
21	SIMDEGA	1	0.25	0	0	0	0	0	0	1	0.25	1	0.15	1	0.15	2	0.40
22	WEST SINGHBHUM	8	244.45	0	0	1	10.51	1	19.93	10	274.89	2	59	2	59.00	12	333.89
	Grand Total	183	2828.79	1	11.00	28	702.43	7	170.23	219	3712.45	42	684.75	42	684.75	261	4397.20

Source: Stand up India Portal

5.3. शिक्षा ऋण Education loan

शिक्षा ऋण योजना के तहत बैंको का निष्पादन

(Amt. in crore)

PARTICULARS	AS ON 31.03.2020	AS ON 31.03.2021				AS ON 31.03.2021	GROWTH Y-O-Y (IN RS.)	DISBURSEMENT DURING FY 2020-21
		PSU	PVT	RRB	COOP			
NO. OF ACCOUNTS	65,735	45,290	1,544	485	944	48,263	-1,198	11,323
AMOUNT	3,207.29	1,918.30	61.02	16.46	13.07	2,008.87		320.41

(Annexure-10)

- ❖ इस वित्तीय वर्ष 2020-21 में निम्न बैंकों के Education loan के outstanding में मार्च, 2020 की तुलना में मुख्यतः गिरावट दर्ज की गयी है।

1. SBI -1354.37 Cr. 2. Canara Bank – 26.33 Cr 3. Bank of India – 8.55 Cr

- ❖ वर्तमान वित्तीय वर्ष के चौथी तिमाही तक शिक्षा ऋण के तहत कुल 11,323, खातों में ₹ 320.41 करोड़ की राशि के संवितरण की रिपोर्टिंग की गई है।
- ❖ RBI के प्रावधानों के तहत रु. 4.00 लाख तक के शिक्षा-ऋण में किसी भी तरह के SECURITY की आवश्यकता नहीं है, एवं रु.7.50 लाख तक के बिना SECURITY या GUARANTEE पर दिया गया शिक्षा ऋण पर CREDIT GUARANTEE उपलब्ध है, इसीलिये रु 7.50 लाख तक के शिक्षा-ऋण C.N.T या S.P.T एक्ट के प्रभाव से मुक्त माना जा सकता है। इसे ध्यान में रखते हुए 54 वीं SLBC बैठक में यह निर्णय लिया गया था कि SC/ST संवर्ग के योग्य छात्रों को रु.7.50 लाख तक के शिक्षा ऋण देने के लिए बैंकों के द्वारा विशेष अभियान चलाया जाए।

- ❖ इस वित्तीय वर्ष के दौरान कुल संवितरित ऋण में अनुसूचित जाति व जनजाति के छात्रों को रु.7.50 लाख तक दिये गए शिक्षा ऋण की स्थिति (annexure -10 A) इस प्रकार है:

	स्वीकृत		वितरित	
	संख्या	राशि (रु करोड़ में)	संख्या	राशि (रु करोड़ में)
कुल दिया गया शिक्षा ऋण (2020-21)			11,323	320.41
रु 7.50 लाख तक दिया गया कुल शिक्षा ऋण			4102	190.34
अनुसूचित जाति व जनजाति के छात्रों को दिया गया रु 7.50 लाख तक दिया गया शिक्षा ऋण	1228	36.98	1220	20.55

5.4 आवास ऋण योजना के तहत बैंकों का प्रदर्शन

(रु. करोड़ में)

PARTICULARS	AS ON 31.03.2020	AS ON 31.03.2021					AS ON 31.03.2021	GROWTH Y-O-Y (IN RS.)	DISBURSEMENT DURING FY 2020-21
		PSU	PVT	RRB	COOP	SFB			
NO. OF ACCOUNTS	100,346	51,788	11,577	2,032	130	9,261	74,788	-1665.72	18,075
AMOUNT	10,613.06	7,150.37	1,565.58	168.54	13.01	49.84	8,947.34		2,061.71

(रिपोर्ट -annexure-11)

- ❖ आवास ऋण के तहत पिछले वर्ष की तुलना में 15.70 % की गिरावट दर्ज की गयी है। वर्ष-दर-वर्ष ₹ 1,665.70 करोड़ की गिरावट हुई है।
- ❖ पिछले वर्ष की तुलना में निम्न तीन बैंकों के Outstanding में सर्वाधिक गिरावट दर्ज की गयी है-
1. PUNJAB NATIONAL BANK- ₹ 297.35 Cr. 2. INDIAN BANK- ₹153.34 3. ICICI BANK- ₹ 141.99 Cr.

5.5 CREDIT FLOW TO SPECIAL CATEGORY OF BORROWERS (ऋण लेने वालों की विशेष श्रेणी हेतु ऋण प्रवाह)

5.5.1 अल्पसंख्यक समुदायों हेतु ऋण प्रवाह

31 मार्च, 2021 की तुलनात्मक स्थिति नीचे दी गई है

(रु. करोड़ में)

31 मार्च, 2020		% Share	31 मार्च, 2021		% Share
Total P.S.A	Loans to Minority Community		Total P.S.A	Loans to Minority Community	
58,742.74	6,645.16	11.31%	45,198.08	4649.79	10.28%

(रिपोर्ट -annexure-13)

अल्पसंख्यक समुदायों के ऋण प्रवाह में पिछले वर्ष के मुकाबले ₹1,995.37 करोड़ की गिरावट दर्ज की गयी है।

5.5.2 महिलाओं के लिए ऋण प्रवाह

31 मार्च, 2021 की तुलनात्मक स्थिति नीचे दी गई है

(रु. करोड़ में)

31 मार्च, 2020		PERCENTAGE OF CREDIT TO WOMEN	31 मार्च, 2021		PERCENTAGE OF CREDIT TO WOMEN
Gross Credit	Of which to Women		Gross Credit	Of which to Women	
96107.11	13,695.68	14.25%	82,560.40	8,202.26	9.93 %

(रिपोर्ट -annexure-13)

महिलाओं के लिए ऋण प्रवाह में पिछले वर्ष के मुकाबले ₹5,493.42 करोड़ की गिरावट दर्ज की गयी है।

5.5.3 डीआरआई के लिए ऋण प्रवाह(DRI)

31 मार्च, 2021 को इस क्षेत्र में बैंकों के प्रदर्शन, नीचे इस प्रकार है:

(रु. करोड़ में)

31 मार्च, 2020		DRI Percentage in Gross Credit	31 मार्च, 2021		DRI Percentage in Net Credit
Gross Credit	DRI		Gross Credit	DRI	
96,107.11	37.25	0.04%	82,560.40	83.90	0.10%

(रिपोर्ट -annexure-12)

डीआरआई के लिए ऋण प्रवाह में पिछले वर्ष के मुकाबले ₹46.65 करोड़ की वृद्धि दर्ज की गयी है।

5.5.4. SC/ST के लिए ऋण प्रवाह

31 मार्च ,2021 को समाप्त तिमाही में अनुसूचित जाति /अनुसूचित जनजाति के लिए ऋण प्रवाह की तुलनात्मक स्थिति नीचे दी गई है- :

(रू. करोड़ में.)

31 मार्च ,2020		%Achievement	31 मार्च ,2021		% Achievement
Gross Credit	Loans to SC/ST		Gross Credit	Loans to SC/ST	
96,990.91	6,853.16	7.06%	82,560.40	3,102.21	3.75%

(रिपोर्ट -annexure-13)

SC/ST के लिए ऋण प्रवाह में पिछले वर्ष के मुक़ाबले 3,750.95 करोड़ की गिरावट दर्ज की गयी है।

5.6. Scheme for financing of Women SHG

एसएचजी महिलाओं के वित्तपोषण हेतु योजना

बैंकों से प्राप्त जानकारी के अनुसार वर्तमान में पूरे राज्य में 3,90,776 SHGs के S/B खाते हैं , जिनमें से 2,46,155 खातों का credit linkage है, जिसमें कुल ₹ 3,134.75 करोड़ स्वीकृत किया गया है और वर्तमान में O/S राशि ₹1,801.77 करोड़ है।

(रिपोर्ट- Annexure-15)

5.7. राष्ट्रीय ग्रामीण आजीविका मिशन (NRLM)

एन आर एल एम की उपलब्धि (31 मार्च, 2021 तक)

संकेतक Indicators	Status as on March 2020	Achievement in FY- 20-21	Cumulative achievement till date since Inception
No of Blocks	263	-	263
No of Villages	26,412	1,174	27,586
Total No of SHGs supported By SRLM	2,45,393	13,658	2,59,051
Total family supported by SRLM	29,50,129	1,62,117	31,12,246
No of SHG receiving R.F	1,16,147	1,08,351	2,24,498
Amt. of RF disbursed (Rs. in Lakh)	17,422	16,235.035	33,657.035
No of SHG receiving CIF	43,317	83,656	1,26,973
Amt. of CIF disbursed (Rs. in Lakh)	23,368.5	25,909.39	49,277.89
No. of SHGs Credit linked	1,15,821	38,165	1,53,986
Disbursed Amt. to SHGs (Rs. in Lakh) in the FY 2020-21	NA	88,424.38	NA
Outstanding Amt. to SHGs (Rs. in Lakh)	NA	1,13,468.50	NA

Source-JSLPS

- वित्तीय वर्ष 2020-21 में NRLM के तहत 88,420 एसएचजी के क्रेडिट linkage का लक्ष्य रखा गया है। आजीविका के पोर्टल पर प्रदत्त जानकारी के अनुसार 31.03.2021 तक कुल 1,05,828 SHGs को credit लिंक किया जा चुका है। जो कि लक्ष्य का 119.68% है (JSLPS से प्राप्त SHG का बैंकवार एवं जिलावार लक्ष्य एवं प्रगति प्रतिवेदन पृष्ठ संख्या- 48 से 49 तक दिया गया है)
- JSLPS के द्वारा वित्तीय वर्ष 2020-21 के लिये निम्न लक्ष्य निर्धारित किए गए है।

Total no. of SHG for Credit linkage	Total no of SHG for disbursement	Total Outstanding Target (Amount in Lakhs)
88,420	70,740	93,870

STATE LEVEL BANKERS' COMMITTEE - JHARKHAND

CONVENOR : BANK OF INDIA

**Report on Total SHGs Disbursement & Outstanding Bank-wise
(Including Repeat/ Renewals/ Enhancement)**

Reporting Source: DAY-NRLM Portal

NATIONAL RURAL LIVELIHOODS MISSION BANK LINKAGE

Rupees in Lakhs

S.No	Bank Name	SHGs - Credit Linkage Target of the State for the Financial Year 2020-21 (Bank Wise)			Achievement		
		Total No. of SHGs for Credit linkage	Disbursement Amount (Rs. in Lakh)	Outstanding Amount (Rs. in Lakh)	Total SHGs (Repeat/ Renewals/ Enhancement) (FY 2020-21)	Total Disbursement Amt.	Total Outstanding Amt. as on 31.03.2021
1	BANK OF BARODA	3,220	5,210.00	3,790.00	3,086	1,783.96	2,609.99
2	BANK OF INDIA	16,460	13,180.00	17,140.00	23,510	14,859.59	24,632.13
3	BANK OF MAHARASHTRA	-	-	-	-	-	0.49
4	CANARA BANK	4,520	4,000.00	7,620.00	3,874	2,620.70	921.44
5	CENTRAL BANK OF INDIA	1,590	1,340.00	1,790.00	2,838	2,548.90	3,318.93
6	INDIAN BANK	3,250	2,880.00	3,930.00	6,893	3,790.12	4,068.19
7	INDIAN OVERSEAS BANK	820	370.00	240.00	484	175.54	352.98
8	PUNJAB AND SIND BANK	20	40.00	60.00	12	3.52	45.68
9	PUNJAB NATIONAL BANK	7,560	3,820.00	5,390.00	7,133	5,002.79	5,079.26
10	STATE BANK OF INDIA	21,340	13,250.00	17,950.00	15,639	15,479.17	20,884.94
11	UCO BANK	3,340	1,870.00	2,320.00	1,091	522.05	890.80
12	UNION BANK OF INDIA	2,470	1,360.00	3,290.00	4,000	4,410.51	4,039.09
	PUBLIC SECTOR BANK	64,590	47,320.00	63,520.00	68,560	51,196.85	66,843.92
13	JHARKAND RAJYA GRAMA BANK	22,330	22,460.00	29,510.00	36,954	37,150.35	46,168.64
	REGIONAL RURAL BANK	22,330	22,460.00	29,510.00	36,954	37,150.35	46,168.64
14	IDBI	1,500	960.00	840.00	314	117.24	562.72
15	ICICI BANK	-	-	-	-	-	2.95
	PRIVATE SECTOR BANK	1,500	960.00	840.00	314	117.24	565.67
	GRAND TOTAL	88,420	70,740.00	93,870.00	1,05,828	88,464.44	1,13,578.23

https://daynrlmbl.aajeevika.gov.in/UI/Achievement/BankWiseAchievement_newRP.aspx

STATE LEVEL BANKERS' COMMITTEE - JHARKHAND

CONVENOR : BANK OF INDIA

**Report on Total SHGs Disbursement & Outstanding District wise
(Including Repeat/ Renewals/ Enhancement)**

Reporting Source: DAY-NRLM Portal

NATIONAL RURAL LIVELIHOODS MISSION BANK LINKAGE

Rupees in Lakhs

S.No	Bank Name	SHGs - Credit Linkage Target of the State for the Financial Year 2020-21 (District Wise)			Achievement		
		Total No. of SHGs for Credit linkage	Disbursement Amount (Rs. in Lakh)	Outstanding Amount (Rs. in Lakh)	Total SHGs (Repeat/ Renewals/ Enhancement) (FY 2020-21)	Total Disbursement Amt.	Total Outstanding Amt. as on 31.03.2021
1	BOKARO	4,450	3,559.79	4,709.15	6,297	4,685.86	5,445.08
2	CHATRA	2,000	1,596.59	2,112.02	4,093	3,547.06	4,335.78
3	DEOGHAR	1,450	1,159.00	1,533.21	1,454	1,406.97	1,953.39
4	DHANBAD	960	768.73	1,016.93	2,937	2,204.59	2,007.28
5	DUMKA	3,580	2,862.03	3,786.09	3,694	3,792.53	4,322.19
6	EAST SINGHBUM	4,540	3,630.75	4,803.02	5,471	5,357.22	6,927.46
7	GARHWA	1,360	1,088.04	1,439.34	3,924	3,651.21	4,063.07
8	GIRIDIH	5,920	4,730.62	6,258.00	8,323	5,576.88	7,629.14
9	GODDA	3,650	2,921.16	3,864.32	2,895	2,958.36	3,285.56
10	GUMLA	5,590	4,470.44	5,913.81	2,819	2,058.50	3,503.19
11	HAZARIBAGH	3,090	2,471.75	3,269.81	6,576	6,411.24	7,562.30
12	JAMTARA	1,700	1,360.05	1,799.18	1,548	1,219.74	1,592.46
13	KHUNTI	3,370	2,696.45	3,567.06	3,051	2,136.38	2,843.66
14	KODERMA	1,370	1,099.87	1,454.99	2,991	2,799.37	3,235.43
15	LATEHAR	4,380	3,500.66	4,630.92	3,527	2,933.10	3,278.64
16	LOHARDAGA	2,750	2,198.45	2,909.97	1,773	1,070.93	2,069.22
17	PAKUR	5,520	4,386.79	5,835.59	3,667	3,407.04	5,518.40
18	PALAMU	6,140	4,908.02	6,492.68	8,972	6,726.79	9,198.73
19	RAMGARH	2,960	2,365.31	3,129.00	4,392	3,202.43	4,050.45
20	RANCHI	8,680	6,942.19	9,183.62	11,285	9,159.66	14,449.82
21	SAHEBGANJ	1,480	1,182.66	1,564.50	3,579	3,580.68	3,881.94
22	KHARSAWAN	2,600	2,064.27	2,816.10	4,481	3,984.54	4,212.99
23	SIMDEGA	3,510	2,780.32	3,848.67	2,497	1,854.54	2,586.29
24	WEST SINGHBHUM	7,370	5,996.06	7,932.02	5,123	4,277.78	5,096.60
25	UNMATCHED SHGS	-	-	-	459	461.04	529.16
Total		88,420	70,740.00	93,870.00	1,05,828	88,464.44	1,13,578.23

https://daynrmlbl.aajeevika.gov.in/UI/Achievement/ProjectWiseAchievement_new.aspx

5.8 AATMNI RBHAR BHARAT

The Government of India announced a special economic and comprehensive package of Rs 20 lakh crores - equivalent to 10% of Country's GDP to provide relief and credit support related to businesses, especially MSMEs and revive the economy disrupted due to COVID-19 pandemic.

The important measures announced for MSMEs are-

1. Rs 3 lakh crore Emergency Working Capital Facility for Businesses, including MSMEs

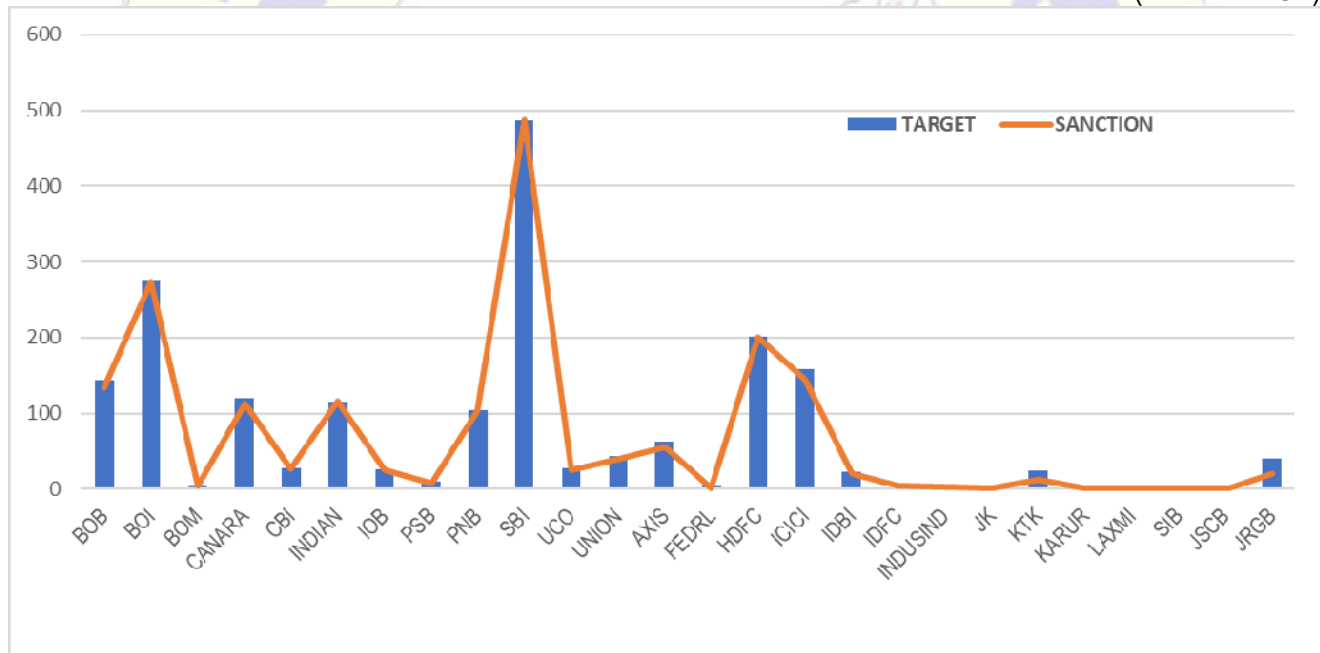
To provide relief to the business, additional working capital finance of 20% of the outstanding credit as on 29 February 2020, in the form of a Term Loan at a concessional rate of interest will be provided. This will be available to units with up to Rs 25 crore outstanding and turnover of up to Rs 100 crore whose accounts are standard. The units will not have to provide any guarantee or collateral of their own. The amount will be 100% guaranteed by the Government of India providing total liquidity of Rs. 3.0 lakh crores. Now, Now NCGTC has modified and made amendments in the ECLGS scheme. The amendments / modifications under the GECL scheme are detailed as below:

Detailed Circular: -

<https://www.eclgs.com/documents/Operational%20Guidelines%20Modified%20as%20on%20October%2031,%202020.pdf>

BANK WISE PERFORMANCE UNDER ECLGS AS ON 31.03.2021

(Amount in Cr.)



State Level Bankers' Committee, Jharkhand
Convenor- Bank of India
Emergency Credit Line Guarantee Scheme (ECLGS) for MSME

Sr. No.	Bank Name	Category	Eligible Target after optout consent			Progress report till 31st March 2021						
			Eligible No. of Accounts under the ECLGS	Outstanding Amount of Eligible Accounts as on 29.02.2020	Actual O/S Target Amount	Total Applications received	No. of Account Sanction	Amt. of Sanction (in Rs. Lacs)	% of Sanction in terms of Target Amt.	No. of Account Disbursement	Amt. of Disbursement	% of Disb in terms of Sanction Amt
1	Bank of Baroda	PSB	5,467	71,778.72	14,355.74	5,090	5,090	13,365.72	93.10%	4,508	12,946.81	96.87%
2	Bank of India	PSB	36,162	137,124.71	27,424.94	36,162	36,162	27,424.94	100.00%	36,162	27,424.94	100.00%
3	Bank of Maharashtra	PSB	249	1,972.93	394.64	249	249	394.64	100.00%	247	392.66	99.50%
4	Canara Bank	PSB	11,278	59,805.43	11,961.09	8,390	8,390	11,321.00	94.65%	8,274	11,249.25	99.37%
5	Central Bank of India	PSB	3,513	13,758.90	2,751.78	3,257	3,257	2,726.62	99.09%	3,102	2,676.55	98.16%
6	Indian Bank	PSB	8,702	57,961.75	11,592.35	8,702	8,702	11,592.35	100.00%	8,643	11,337.82	97.80%
7	Indian Overseas Bank	PSB	1,215	13,575.35	2,715.07	1,121	1,121	2,530.00	93.18%	1,121	2,430.00	96.05%
8	Punjab & Sind Bank	PSB	534	5,003.45	1,000.69	504	504	844.48	84.39%	504	844.48	100.00%
9	Punjab National Bank	PSB	3,784	51,770.20	10,354.04	3,784	3,779	10,354.00	100.00%	3,779	10,354.00	100.00%
10	State Bank of India	PSB	14,012	243,651.97	48,730.39	14,012	14,012	48,730.39	100.00%	11,097	40,153.44	82.40%
11	UCO Bank	PSB	4,106	13,851.96	2,770.39	3,567	3,567	2,563.00	95.96%	2,454	2,498.25	97.47%
12	Union Bank of India	PSB	4,960	22,225.43	4,445.09	4,386	4,370	3,991.72	89.80%	4,367	3,772.64	94.51%
13	Axis Bank	PVT	103	31,300.00	6,260.00	103	92	5,600.00	89.46%	92	5,000.00	89.29%
14	Federal Bank	PVT	101	2,895.63	579.13	46	44	221.61	38.27%	44	221.61	100.00%
15	HDFC Bank	PVT	2,668	100,397.41	20,079.48	2,668	2,668	20,079.48	100.00%	1,022	14,188.69	70.66%
16	ICICI Bank	PVT	2,032	79,452.33	15,890.47	842	842	14,544.77	91.53%	489	11,663.91	80.19%
17	IDBI Bank	PVT	1,208	11,265.87	2,253.17	863	863	2,097.48	93.09%	863	2,097.48	100.00%
18	IDFC First Bank	PVT				95	95	385.00	0.00%	93	380.00	98.70%
19	Indusind Bank	PVT	11	1,290.03	258.01	11	11	250.65	97.15%	4	174.60	69.66%
20	Jammu & Kashmir Bank	PVT	59	445.33	89.07	36	31	60.00	67.36%	31	60.00	100.00%
21	Karnataka Bank	PVT	69	12,197.49	2,439.50	50	50	1,162.17	47.64%	50	1,162.17	100.00%
22	Karur Vysya Bank	PVT	4	516.30	103.26	1	1	50.00	48.42%	1	50.00	100.00%
23	Laxmi Vilas Bank	PVT	3	103.45	20.69	2	2	12.58	60.80%	2	12.58	100.00%
24	South Indian Bank	PVT	17	458.17	91.64	17	17	80.00	87.30%	17	80.00	100.00%
25	Jharkhand State Cooperative Bank	Cooperative Bank	139	242.82	48.56	24	24	41.45	85.36%	24	41.45	100.00%
26	Jharkhand Rajya Gramin Bank	RRB	17,870	20,118.72	4,023.74	975	975	2,058.00	51.15%	975	2,058.00	100.00%
	Grand Total		118,266	953,164.35	190,632.93	94,957	94,918	182,482.05	95.72%	87,965	163,271.33	89.47%

2. Credit Guarantee Scheme for Subordinate Debt (CGSSD):

The Scheme is launched by Ministry of Micro, Small and Medium Enterprises, Govt. of India to provide personal loan through Banks to the promoters of stressed MSMEs for infusion of equity/ quasi equity in the Business eligible for restructuring, as per RBI's guidelines for restructuring of stressed MSME advances.

The scheme is applicable for those MSMEs whose accounts have been standard as on 31.03.2018 and have been in regular operations, either as Standard accounts or as NPA accounts during Financial Year 2018-19 and 2019-20.

For, the guarantee cover under the scheme- 90% coverage would come from Scheme/ Trust and remaining 10% from the concerned promoters.

Banks are requested to go through detailed guidelines of the scheme, which is available on the web-site of Ministry of MSME, Govt. of India and could also be accessed through following-

URL: <https://msme.gov.in/whatsnew/guidelines-credit-guarantee-scheme-subordinate-debt-cgssd-stressednpa-msmes>

DATE-31.03.2021

FINANCE UNDER CREDIT GUARANTEE SCHEME FOR SUBORDINATE DEBT (CGSSD) MONTHLY REPORTING AMOUNT (RS. IN LAKHS)

SR. NO.	BANKS	ELIGIBLE BORROWERS AS PER THE SCHEME	PROMOTERS CONTRIBUTION AS ON DATE (EQUITY + DEBT)	ELIGIBLE LOAN AMOUNT (I.E. 15% OF PROMOTERS CONTRIBUTION AS EQUITY + DEBT SUBJECT TO A MAXIMUM OF RS. 75 LAKHS) AS PER THE SCHEME	SANCTIONED		DISBURSEMENT	
		NO. OF A/CS	AMT.	AMT.	NO. OF A/CS	AMT.	NO. OF A/CS	AMT.
1	BANK OF BARODA	11.00	43.40	6.55	15.00	21.17	13.00	21.04
2	BANK OF INDIA	40.00	3,498.00	358.00	3.00	9.70	3.00	9.70
3	BANK OF MAHARASTRA	-	-	-	-	-	-	-
4	CANARA BANK	-	-	-	-	-	-	-
5	CENTRAL BANK OF INDIA	-	-	-	-	-	-	-
6	INDIAN BANK	-	-	-	-	-	-	-
7	INDIAN OVERSEAS BANK	-	-	-	-	-	-	-
8	PUNJAB & SIND BANK	145.00	579.69	86.95	-	-	-	-
9	PUNJAB NATIONAL BANK	76.00	251.52	37.73	72.00	32.23	70.00	30.13
10	STATE BANK OF INDIA	240.00	-	-	-	-	-	-
11	UCO BANK	-	-	-	-	-	-	-
12	UNION BANK OF INDIA	17.00	52.62	7.89	-	-	-	-
13	AXIS BANK	-	-	-	-	-	-	-
14	FEDERAL BANK	-	-	-	-	-	-	-
15	HDFC BANK	-	-	-	-	-	-	-
16	ICICI BANK	-	-	-	-	-	-	-
17	IDBI BANK	-	-	-	-	-	-	-
18	JAMMU & KASHMIR BANK	-	-	-	-	-	-	-
19	KARNATAKA BANK	-	-	-	-	-	-	-
20	KARUR VYSYA BANK	-	-	-	-	-	-	-
21	LAXMI VILAS BANK	-	-	-	-	-	-	-
22	SOUTH INDIAN BANK	-	-	-	-	-	-	-
23	JHARKHAND STATE COOPER	-	-	-	-	-	-	-
24	JHARKHAND RAJYA GRAMIN	-	-	-	-	-	-	-
		529.00	4,425.23	497.12	90.00	63.10	86.00	60.87

3. 2% Interest subvention for MUDRA-Shishu Loans:

This Scheme is for implementation of one of the measures relating to MSMEs, announced under the Atma Nirbhar Bharat Abhiyan. Under PMMY, loans for income generating activities up to Rs. 50,000 are termed as Shishu loans. PMMY loans are extended by Member Lending Institutions viz. Scheduled Commercial Banks, Non Banking Finance Companies and Micro Financial Institutions, registered with Mudra Ltd. The Government will provide interest subvention of 2% for prompt payees for a period of 12 months. The Scheme will be implemented through the Small Industries Development Bank of India (SIDBI) and will be in operation for 12 months.

4. PM SVANidhi: Scheme for Street Vendors

Street vendors being one of the vulnerable and disadvantaged sections of the Society, also got severely affected due to COVID 19 pandemic. The Central Govt. immediately come to the rescue of the Street vendors with the launch of PM SVANidhi Scheme to assist them to restart their business with a credit facility from Banks.

Under the Scheme, eligible street vendors as identified by Urban Local Bodies (ULBs) are to be extended credit up to Rs 10000/- and the scheme also provides interest subvention @7% for regular repayment. Moreover, in order to promote Digital Banking, the scheme has inherent feature to incentivize Digital transactions through cash backs.

The scheme entails repayment in 10 EMIs and also has graded guarantee cover through CGTMSE. The detailed guidelines of the scheme including operational guidelines as circulated by the implementing partner of the scheme viz. SIDBI, are already circulated among Member Banks.

Under the scheme, besides sanctioning of preferred applications (where the applicant has given preference of Bank to avail credit under the scheme), it is also being emphasized to pick up application from Market place (applications where the applicant hasn't given preference for any particular Bank).

Given the facts that salient features of the scheme being quite attractive and also target group (street vendors) being one of the downtrodden and gravely affected sections of the society under the COVID pandemic, the scheme remains core focus of the Central as well as State Govt. to uplift, enable and empower the Street Vendors to restart their business.

The performance under the scheme is regularly being reviewed by the Govt. Officials and Banks are requested to sensitize their field functionaries and gear up their efforts in extending helping hand to needy street vendors.

Bank wise current status as on – 25.05.2021 and disbursement target has been given in page no- 55 to 56.

5. Financing facility under 'Agriculture Infrastructure Fund: -

The role of infrastructure is crucial for agriculture development and for taking the production dynamics to the next level. Development of such infrastructure shall address the vagaries of nature, regional disparities, development of human resource and realization of full potential of limited land resource.

In view of above, the Govt. of India announced Agri Infrastructure Fund for farm-gate infrastructure for farmers. Accordingly, DAC&FW has formulated the Central Sector Scheme to mobilize a medium – long term debt financing facility for investment in viable projects relating to post-harvest management Infrastructure and community farming assets through incentives and financial support which will improve agriculture infrastructure in the country.

The Scheme will be operational from 2020-21 to 2029-30. The Govt. of India will provide budgetary support for interest subvention, credit guarantee fee and administrative cost of PMU. Interest subvention @3% per annum will be provided for all loan limits up to Rs. 2 Crores for a maximum period of 7 years. Credit guarantee coverage under CGTMSE will be available for eligible borrowers for a loan upto Rs. 2 Crores. The guarantee fee will be paid by the Government. The detailed scheme guidelines and Bank wise / District wise target already been advised to all Stakeholders for further needful action.

Agriculture Infrastructure Fund-Allocation of Bank-wise Target for FY 2020-21

Sr. No.	Bank Name	Total Branches as on 30.06.2020	No. of Accounts	Amount (in Crores)
1	State Bank of India	559	138	30.00
2	Bank of India	486	120	25.00
3	Indian Bank	168	42	10.00
A	Sub Total	1213	300	65.00
4	Bank of Baroda	131	24	8.00
5	Bank of Maharashtra	7	7	0.50
6	Canara Bank	190	48	10.00
7	Central Bank of India	88	22	4.00
8	Indian Overseas Bank	41	21	2.00
9	Punjab & Sind Bank	17	5	1.00
10	Punjab National Bank	238	60	12.00
11	UCO Bank	73	19	3.00
12	Union Bank of India	125	32	5.00
B	Sub Total	910	238	45.50
13	Axis Bank	71	18	5.00
14	Bandhan Bank	118	30	7.00
15	Fedrerel Bank	9	3	0.50
16	HDFC Bank	64	16	3.00
17	ICICI Bank	55	14	3.00
18	IDBI Bank	53	14	3.00
19	IDFC First Bank	5	2	0.20
20	Indusind Bank	27	7	1.00
21	Jammu & Kashmir Bank	1	1	0.40
22	Karnataka Bank	3	1	0.15
23	Kotak Mahindra Bank	9	3	0.35
24	Karur Vysya Bank	1	1	0.04
25	Laxmi Vilas Bank	2	2	0.08
26	South India Bank	2	2	0.08
27	Yes Bank	5	5	0.20
C	Sub Total	425	119	24.00
28	Jharkhand Rajya Gramin Bank	443	110	18.00
D	Sub Total	443	110	18.00
29	JSCB	105	30	4.00
30	DCCB	12	3	0.50
E	Sub Total	117	33	4.50
Grand Total(A+B+C+D+E)		3108	800	157.00

BANK WISE PROGRESS AS PER PORTAL UNDER PM SVANIDHI SCHEME AS ON 25.05.2021

BANK NAME	GRAND TOTAL OF LAF	PICKED-UP STATUS /PENDING FOR SANCTION	TOTAL SANCTIONED AS ON 25.05.2021	% TOTAL SANCTIONED VS TOTAL APPLICATION LAF	SANCTION BUT PENDING FOR DISBURSEMENT						TOTAL PENDING FOR DISBURSEMENT AS ON 25.05.2021	TOTAL DISBURSEMENT AS ON 25.05.2021	% TOTAL DISBURSEMENT VS TOTAL SANCTION
					VENDING CATEGORY								
					A	B	C	CI	D	D1			
BANK OF INDIA	7,872	588	7,284	92.53%	19	37	195	-	78	-	329	6,955	95.48%
STATE BANK OF INDIA	5,551	878	4,673	84.18%	32	100	306	3	75	-	516	4,157	88.96%
CANARA BANK	1,841	104	1,737	94.35%	1	2	8	-	5	-	16	1,721	99.08%
PUNJAB NATIONAL BANK	2,454	589	1,865	76.00%	9	41	124	-	17	-	191	1,674	89.76%
BANK OF BARODA	2,088	447	1,641	78.59%	10	4	40	-	22	-	76	1,565	95.37%
INDIAN BANK	1,883	377	1,506	79.98%	14	35	71	1	15	-	136	1,370	90.97%
UNION BANK OF INDIA	1,670	237	1,433	85.81%	7	30	104	-	25	-	166	1,267	88.42%
CENTRAL BANK OF INDIA	1,288	162	1,126	87.42%	2	3	12	-	4	-	21	1,105	98.13%
UCO BANK	993	67	926	93.25%	-	1	11	-	-	-	12	914	98.70%
INDIAN OVERSEAS BANK	409	40	369	90.22%	4	1	2	-	-	-	7	362	98.10%
PUNJAB AND SIND BANK	227	43	184	81.06%	-	1	2	-	-	-	3	181	98.37%
BANK OF MAHARASHTRA	68	5	63	92.65%	-	-	-	-	1	-	1	62	98.41%
IDBI BANK	488	105	383	78.48%	7	-	10	-	2	-	19	364	95.04%
AXIS BANK	168	74	94	55.95%	-	1	13	-	-	-	14	80	85.11%
HDFC BANK	211	98	113	53.55%	1	3	33	-	7	1	45	68	60.18%
ICICI BANK	96	63	33	34.38%	1	-	-	-	2	-	3	30	90.91%
JAMMU & KASHMIR BANK LTD	27	-	27	100.00%	-	-	12	-	1	-	13	14	51.85%
FEDERAL BANK	30	13	17	56.67%	-	-	3	-	1	-	4	13	76.47%
KARNATAKA BANK LTD	18	11	7	38.89%	-	-	-	-	-	-	-	7	100.00%
SAIJA FINANCE PVT LTD	6	-	6	100.00%	-	-	-	-	-	-	-	6	100.00%
BANDHAN BANK LTD.	87	87	-	0.00%	-	-	-	-	-	-	-	-	0.00%
IDFC FIRST BANK LTD.	2	2	-	0.00%	-	-	-	-	-	-	-	-	0.00%
INDUSIND BANK	10	10	-	0.00%	-	-	-	-	-	-	-	-	0.00%
KARUR VYSYA BANK LTD	1	1	-	0.00%	-	-	-	-	-	-	-	-	0.00%
KOTAK MAHINDRA BANK LIMITED	36	36	-	0.00%	-	-	-	-	-	-	-	-	0.00%
LAKSHMI VILAS BANK	2	2	-	0.00%	-	-	-	-	-	-	-	-	0.00%
SOUTH INDIAN BANK	1	1	-	0.00%	-	-	-	-	-	-	-	-	0.00%
UTKARSH SMALL FINANCE BANK	183	144	39	21.31%	-	-	1	-	-	-	1	38	97.44%
UJJIVAN SMALL FINANCE BANK	36	30	6	16.67%	-	-	-	-	-	-	-	6	100.00%
ANNAPURNA FINANCE PVT. LTD.	3	-	3	100.00%	-	-	-	-	-	-	-	3	100.00%
CENTRUM MICROCREDIT LTD	14	11	3	21.43%	-	1	-	-	-	-	1	2	66.67%
MIDLAND MICROFIN LIMITED	9	7	2	22.22%	-	-	-	-	-	-	-	2	100.00%
ESAF SMALL FINANCE BANK	3	3	-	0.00%	-	-	-	-	-	-	-	-	0.00%
SATIN CREDITCARE NETWORK LTD	13	13	-	0.00%	-	-	-	-	-	-	-	-	0.00%
VEDIKA CREDIT CAPITAL LTD	2	1	1	50.00%	-	-	-	-	1	-	1	-	0.00%
RRB JHARKHAND RAJYA GRAMIN	1,182	1,182	-	0.00%	-	-	-	-	-	-	-	-	0.00%
MARKET PLACE/RETURNED BY BANK	10,495	-	-	0.00%	-	-	-	-	-	-	-	-	0.00%
GRAND TOTAL	39,467	5,431	23,541	59.65%	107	260	947	4	256	1	1,575	21,966	93.31%

DISTRICT WISE PROGRESS AS PER PORTAL UNDER PM SVANIDHI SCHEME AS ON 25.05.2021

DISTRICT NAME	GRAND TOTAL OF LAF	MARKET PLACE/RETURNED BY BANK	PICKED-UP STATUS /PENDING FOR SANCTION	TOTAL SANCTIONED AS ON 25.05.2021	% TOTAL SANCTIONED VS TOTAL APPLICATION LAF	SANCTION BUT PENDING FOR DISBURSEMENT						TOTAL PENDING FOR DISBURSEMENT AS ON 25.05.2021	TOTAL DISBURSEMENT AS ON 25.05.2021	% TOTAL DISBURSEMENT VS TOTAL SANCTION
						VENDING CATEGORY								
						A	B	C	C1	D	D1			
BOKARO	2,116	743	203	1,170	55.29%	9	6	23	-	28	-	66	1,104	94.36%
CHATRA	887	276	49	562	63.36%	1	-	2	-	-	-	3	559	99.47%
DEOGHAR	2,986	1,323	368	1,295	43.37%	16	14	21	-	10	-	61	1,234	95.29%
DHANBAD	6,173	1,923	654	3,596	58.25%	-	3	141	-	68	1	213	3,383	94.08%
DUMKA	778	207	145	426	54.76%	-	19	8	1	-	-	28	398	93.43%
EAST SINGHBUM	6,239	1,179	948	4,112	65.91%	3	16	180	-	25	-	224	3,888	94.55%
GARHWA	935	284	124	527	56.36%	3	4	7	-	2	-	16	511	96.96%
GIRIDIH	1,966	415	362	1,189	60.48%	-	-	119	-	-	-	119	1,070	89.99%
GODDA	781	144	103	534	68.37%	7	15	45	3	-	-	70	464	86.89%
GUMLA	482	73	74	336	69.71%	-	-	22	-	1	-	23	313	93.15%
HAZARIBAGH	1,723	463	309	950	55.14%	1	49	16	-	38	-	104	846	89.05%
JAMTARA	537	206	52	279	51.96%	6	-	2	-	-	-	8	271	97.13%
KHUNTI	333	81	61	191	57.36%	5	-	4	-	-	-	9	182	95.29%
KODERMA	1,392	150	223	1,019	73.20%	3	2	73	-	3	-	81	938	92.05%
LATEHAR	355	45	16	294	82.82%	-	-	4	-	-	-	4	290	98.64%
LOHARDAGA	432	81	61	290	67.13%	2	-	8	-	-	-	10	280	96.55%
PAKUR	339	73	104	162	47.79%	4	-	3	-	14	-	21	141	87.04%
PALAMU	1,865	449	310	1,106	59.30%	7	14	68	-	-	-	89	1,017	91.95%
RAMGARH	827	180	142	505	61.06%	1	-	4	-	1	-	6	499	98.81%
RANCHI	4,219	827	348	3,044	72.15%	2	72	143	-	57	-	274	2,770	91.00%
SAHEBGANJ	1,169	498	311	360	30.80%	11	31	16	-	-	-	58	302	83.89%
SARAIKELA KHARSAWAN	1,822	638	316	868	47.64%	7	15	16	-	4	-	42	826	95.16%
SIMDEGA	292	59	43	190	65.07%	1	-	11	-	4	-	16	174	91.58%
WEST SINGHBHUM	819	178	105	536	65.45%	18	-	11	-	1	-	30	506	94.40%
GRAND TOTAL	39,467	10,495	5,431	23,541	59.65%	107	260	947	4	256	1	1,575	21,966	93.31%

कार्यसूची सं.	6
बैठक की तिथि	04.06.2021
बैठक की संख्या	75

**वित्तीय समावेशन एवं
प्रधान मंत्री जन धन योजना (पीएमजेडीवाई)**

झारखंड में प्रधानमंत्री जन धन योजना के कार्यान्वयन की वर्तमान स्थिति

A. BC (बैंक मित्र) द्वारा SSA के कवरेज की स्थिति

	SSA की कुल संख्या	BC द्वारा SSA का coverage (Fixed Location)	बैंक शाखा द्वारा SSA का coverage	uncovered	No of Micro ATMs enabled & allotted to BCs	No of Pin Pads enabled & allotted to BCs
31.03.2020	4,178	3,724	454	Nil	13449	13027
31.03.2021	4,178	3,724	454	Nil	16443	13322
Growth	-	-	-	-	122.26%	102.26%

{रिपोर्ट- पृष्ठ संख्या -60 एवं 61 }

B Online transaction करने वाले BC की स्थिति

	बैंको द्वारा नियुक्त किये गए BC की कुल संख्या	Online transaction करने वाले BC की कुल संख्या	50 से कम प्रतिदिन transaction करने वाले BC की कुल संख्या	50 से 100 transaction प्रतिदिन करने वाले BC की कुल संख्या	100 से ज्यादा transaction प्रतिदिन करने वाले BC की कुल संख्या
31.03.2020	15636	15636	11469	2307	1860
31.03.2021	16443	16443	11361	2576	2164
Growth	+807	+807	-108	+269	+304
Growth%	+5.16%	+5.16%	+0.94%	+11.66%	+16.34%

{रिपोर्ट- पृष्ठ संख्या -62}

- ❖ पिछले वर्ष की तुलना में इस वर्ष बैंको द्वारा कुल नियुक्त BC की संख्या में 807 की वृद्धि हुई है। साथ ही साथ online transaction करने वाले BC की संख्या में 807 की वृद्धि हुई है।
- ❖ पिछले वर्ष की तुलना में इस वर्ष Online transaction करने वाले BC की संख्या में 5.16% की वृद्धि दर्ज हुई है।
- ❖ Airtel Payment Bank के द्वारा इस तिमाही में भी BC की संख्या नहीं बतायी है साथ ही साथ ICICI BANK एवं AIRTEL PAYMENT BANK के द्वारा विस्तृत जानकारी/सूची भी SLBC को उपलब्ध नहीं करायी गयी है।

C. PMJDY के तहत 31.03.2021 तक खोले गए खातों की स्थिति

31.03.2021 तक की विस्तृत जानकारी है							
31.03.2020 तक खोले गए खातों की संख्या			PMJDY खातों में जारी किये गये कुल रूपे कार्ड की संख्या	आधार Seeding किये गये PMJDY खातों की संख्या	मोबाइल Seeding किये गये PMJDY खातों की संख्या	बैंकों द्वारा वितरित किये गये कुल रूपे कार्ड की संख्या	बैंकों द्वारा activate किये गये कुल रूपे कार्ड की संख्या
ग्रामीण	शहरी	कुल					
A	B	C	D	E	F	G	H
1,01,76,312	35,09,676	1,36,85,988	1,02,35,446	1,15,99,805	92,88,644	1,02,35,446	81,59,192
31.03.2021 तक की विस्तृत जानकारी निम्नतः है							
1,27,30,028	27,71,831	1,55,01,859	1,08,86,418	1,28,67,134	1,14,16,513	98,30,222	88,63,684
Increment							
+2553716	-737845	+1815871	6,51,172	12,67,329	21,27,869	4,05,224	7,04,492

{ रिपोर्ट- पृष्ठ संख्या -63 एवं 64 } NB: (Coloumn A, B, C, D एवं E की जानकारी DFS portal से ली गई है जबकि Coloumn F, G एवं H में दी गई जानकारी बैंकों द्वारा दी गई है)

पिछले वर्ष की तुलना में इस वर्ष बैंकों द्वारा वितरित किये गये कुल रूपे कार्ड की संख्या तथा activate किये गये कुल रूपे कार्ड की संख्या में इजाफा हुआ है। पिछले वर्ष कुल संबितरित किए गए Rupay Card में से activated rupay कार्ड की संख्या में 7.04 लाख का इजाफा हुआ है। यद्यपि पीएमजेडीवाई योजना के तहत खोले गए खातों में अब तक कुल 108.86 लाख रूपे कार्ड जारी किए गए हैं, इनमें से 88.63 लाख रूपे कार्ड एक्टिव हैं। बैंकों/LDMS से आग्रह है कि वर्तमान समय में Cashless transaction को बढ़ावा देने के लिए शत प्रतिशत रूपे कार्ड का activation करना अत्यंत जरूरी है, और BCs द्वारा किये जाने वाले प्रतिदिन transaction की संख्या को बढ़ाने के लिए सतत प्रयास किये जाने की आवश्यकता है।

राज्य में PMJDY खातों में दिये गए ओवरड्राफ्ट facility एवं death claim settlement से संबंधित बैंकों से प्राप्त आंकड़ा पृष्ठ संख्या-65 में दर्शाया गया है।

प्रधानमंत्री जन-धन योजना" के द्वितीय चरण में, जन सुरक्षा हेतु, लागू किये गये, विभिन्न बीमा एवं पेन्शन योजनाएं :

दिनांक: 31.03.2021 तक इन योजनाओं में सभी बैंकों की उपलब्धि निम्नवर्णित है-

	PMJJBY	PMSBY	APY	
	Total Enrolment	Total Enrolment	Enrolment during FY	Total Enrolment since inception
31.03.2020	11,22,449	41,54,664	2,18,346	5,61,953
31.03.2021	15,99,740	44,61,651	2,42,155	7,87,703
Growth	42.52%	7.39%	10.90%	40.17%

(रिपोर्ट पृष्ठ सं-66 - 67 में सलग्न है)

Target and Achievement under PMJDY Government Social Security Scheme for Financial Year 2020-21 till 31.03.2021

	PMJJBY (Decided by SLBC based on NSFI(19-24)	PMSBY (Decided by SLBC based on NSFI(19-24)	APY (Target given by PFRDA)
Target	5,56,192	13,90,480	1,66,560
Achievement	5,41,255	13,64,483	2,42,155
%	97.31%	98.13%	145.39%

NUMBER OF PMJJBY ENROLLMENT IN FY-20-21				
SL NO.	TOP PERFORMING		BOTTOM PERFORMING	
	BANK NAME	NUMBER	BANK NAME	NUMBER
PSB				
1	STATE BANK OF INDIA	226724	BANK OF MAHARASHTRA	0
2	BANK OF INDIA	127628	INDIAN OVERSEAS BANK	204
3	INDIAN BANK	18340	PUNJAB AND SINDH BANK	476
PVT				
1	IDBI BANK	797	FEDERAL BANK	9
2	KOTAK MAHINDRA BANK	431	INDUS IND BANK	24
RRB & COOPERATIVE				
1	JHARKHAND RAJYA GRAMIN BANK	135803	COOPERATIVE BANK	0
NUMBER OF PMSBY ENROLLMENT IN FY-20-21				
SL NO.	TOP PERFORMING		BOTTOM PERFORMING	
	BANK NAME	NUMBER	BANK NAME	NUMBER
PSB				
1	STATE BANK OF INDIA	631476	BANK OF MAHARASHTRA	0
2	BANK OF INDIA	468452	INDIAN OVERSEAS BANK	86
3	BANK OF BARODA	49564	PUNJAB AND SINDH BANK	1037
PVT				
1	IDBI BANK	1119	JAMMU AND KASHMIR BANK LTD.	1
2	KOTAK MAHINDRA BANK	662	FEDERAL BANK	5
RRB & COOPERATIVE				
1	JHARKHAND RAJYA GRAMIN BANK	164843	JSCB	-

पिछले वर्ष की तुलना में PMJJBY (42.52%), PMSBY (7.39%) की वृद्धि हुई है एवं APY enrollment (40.17%) में भी वृद्धि दर्ज हुई है।

APY में शाखावार परफॉर्मेंस के आधार पर सर्वोच्च तथा न्यूनतम PERFORMING बैंको का विवरण निम्नवत है।

NO. OF APY-ENROLLMENT DURING FY-2020-21				
SL NO.	TOP PERFORMING		BOTTOM PERFORMING	
	BANK NAME	NUMBER	BANK NAME	NUMBER
PSB				
1	BANK OF INDIA	69826	BANK OF MAHARASHTRA	236
2	STATE BANK OF INDIA	60134	PUNJAB AND SINDH BANK	700
3	CANARA BANK	13267	UNION BANK OF INDIA	1091
PVT				
1	IDBI BANK	2140	KARUR VASYA BANK	1
2	AXIS BANK	1621	FEDERAL BANK	12
RRB & COOPERATIVE				
1	JHARKHAND RAJYA GRAMIN	52658	JSCB	-



SR. No.	Name of the Bank	BC/MICRO ATM/SSA- STATUS as of 31.03.2021														
		Details of BC Activation / Coverage of SSAs Status as of 31.03.2021			BC - ACTIVATION STATUS				MICRO- ATMs		PIN-PAD MACHINES		STATUS OF SSA ACTIVATION			
		STATUS OF SSAs / RECRUITED BCs			No. of Micro ATMs supplied to Banks	No. of Micro-ATMs Enabled & allotted to BCs	No. PIN PAD Devices supplied to Banks (*Rupay Card Enabled Machines)	No. of PIN PAD Machines successfully Enabled & Allotted to BCs	No. of SSAs covered by BCs (4)	No. of SSAs covered by the Branches (5)	Total No. of SSAs already Covered (6) = (4+5)	Total Number of Uncovered SSAs = col. (1- 6)				
		No. of SSAs allotted - Bank wise (1)	No. of Wards allotted - Bank wise (2)	No. of Recruited BCs (3)												
1	Axis Bank Ltd	3	7	4	1	1	1	1	2	1	3	-				
2	Bandhan Bank	-	-	-	-	-	-	-	-	-	-	-				
3	Bank of Maharashtra	-	2	-	-	-	-	-	-	-	-	-				
4	Bank of Baroda	72	63	435	317	317	359	359	66	6	72	-				
5	Bank of India	1,098	188	2,043	1,507	1,507	1,302	1,302	1,072	26	1,098	-				
6	Canara Bank	98	78	225	192	192	170	170	71	27	98	-				
7	Central Bank of India	117	58	128	105	105	105	105	117	-	117	-				
8	Cooperative Bank	-	-	1,417	1,417	1,417	1,417	1,417	-	-	-	-				
9	Federal Bank Ltd	-	1	-	-	-	-	-	-	-	-	-				
10	HDFC Bank Ltd	7	7	517	486	486	486	486	3	4	7	-				
11	ICICI Bank Ltd	5	11	5	3	3	3	3	5	-	5	-				
12	IDBI Bank Ltd.	6	9	29	18	18	18	18	6	-	6	-				
13	IDFC First Bank	-	-	342	196	196	196	196	-	-	-	-				
14	Indian Bank	246	76	280	280	280	280	280	244	2	246	-				
15	IndusInd Bank Ltd	1	-	2	2	2	2	2	1	-	1	-				
16	Indian Overseas Bank	26	18	17	17	17	15	15	26	-	26	-				
17	Jammu & Kashmir Bank Ltd	-	-	-	-	-	-	-	-	-	-	-				
18	Jharkhand Rajya Gramin Bank	996	43	3,311	2,649	2,649	2,557	2,556	612	384	996	-				
19	Karnataka Bank	-	-	-	-	-	-	-	-	-	-	-				
20	Karur Vysya Bank	-	-	-	-	-	-	-	-	-	-	-				
21	Kotak Mahindra Bank Ltd	1	-	-	-	-	-	-	1	1	-	-				
22	Lakshmi Vilas Bank Ltd	-	-	-	-	-	-	-	-	-	-	-				
23	Punjab National Bank	242	117	304	229	229	272	272	242	-	242	-				
24	Punjab & Sind Bank	-	10	1	-	-	-	-	-	-	-	-				
25	State Bank of India	1,064	221	2,062	1,134	1,134	1,072	1,072	1,061	3	1,064	-				
26	South Indian Bank Ltd	-	-	-	-	-	-	-	-	-	-	-				
27	UCO Bank	59	46	67	59	59	59	59	59	-	59	-				
28	Union Bank of India	137	47	229	129	129	119	119	137	-	137	-				
29	Yes Bank Ltd	-	-	-	-	-	-	-	-	-	-	-				
30	Dhanband Central Co-Op Bank	-	-	74	74	74	74	74	-	-	-	-				
31	Fino Payment Bank	-	-	2,803	2,803	2,803	2,802	2,802	-	-	-	-				
32	India Post Payments Bank	-	-	2,148	2,148	2,148	2,148	2,148	-	-	-	-				
	TOTAL	4,178	1,002	16,443	13,766	13,766	13,457	13,457	3,724	454	4,178	-				

SOURCE : SLBC PORTAL

SR. No.	District Name	Details of BC Activation / Coverage of SSAs Status as of 31.03.2021			BC/MICRO ATM/SSA- STATUS as of 31.03.2021							
		BC - ACTIVATION STATUS			MICRO- ATMs		PIN-PAD MACHINES		STATUS OF SSA ACTIVATION			
		STATUS OF RECRUITED BCs			No. of Micro ATMs supplied to Banks	No. of Micro ATMs Enabled & allotted to BCs	No. PIN PAD Devices supplied to Banks (* Rupay Card Enabled Machines)	No. of PIN PAD Machines successfully Enabled & Allotted to BCs	No. of SSAs covered by BCs (4)	No. of SSAs covered by the Branches (5)	Total No. of SSAs already Covered (6) = (4+5)	Total Number of Uncovered SSAs = col. (1-6)
		No. of SSAs allotted - District wise (1)	No. of Wards allotted - District wise (2)	No. of Recruited BCs (3)								
1	BOKARO	224	25	766	663	663	649	649	218	6	224	-
2	CHATRA	148	20	674	500	500	483	483	147	1	148	-
3	DEOGHAR	179	35	728	674	674	644	644	167	12	179	-
4	DHANBAD	246	56	833	572	572	558	558	242	4	246	-
5	DUMKA	222	31	681	580	580	561	561	194	28	222	-
6	EAST SINGHBHUM	210	315	703	492	492	479	479	179	31	210	-
7	GARHWA	235	15	1,083	835	835	814	814	142	93	235	-
8	GIRIDIH	234	30	1,547	1,184	1,184	1,145	1,145	234	-	234	-
9	GODDA	197	18	1,028	871	871	860	860	193	4	197	-
10	GUMLA	148	21	582	445	445	445	445	132	16	148	-
11	HAZARIBAGH	225	28	932	733	733	706	706	225	-	225	-
12	JAMTARA	109	13	247	119	119	114	114	97	12	109	-
13	KHUNTI	87	15	271	211	211	203	203	79	8	87	-
14	KODARMA	91	11	331	218	218	207	207	91	-	91	-
15	LATEHAR	114	16	580	548	548	473	473	75	39	114	-
16	LOHARDAGA	80	24	271	232	232	221	221	76	4	80	-
17	PAKUR	116	13	500	469	469	468	468	116	-	116	-
18	PALAMU	266	25	1,167	1,006	1,006	1,025	1,025	193	73	266	-
19	RAMGARH	124	6	403	398	398	398	398	120	4	124	-
20	RANCHI	280	176	1,279	1,267	1,267	1,267	1,267	272	8	280	-
21	SAHEBGANJ	192	25	714	701	701	701	701	160	32	192	-
22	SARAIKELA-KHARSAWAN	149	31	295	255	255	243	243	113	36	149	-
23	SIMDEGA	90	15	260	257	257	257	257	89	1	90	-
24	WEST SINGHBHUM	212	38	568	536	536	536	536	170	42	212	-
	TOTAL	4,178	1,002	16,443	13,766	13,766	13,457	13,457	3,724	454	4,178	-
SOURCE: - BANKs												

STATE LEVEL BANKERS' COMMITTEE - JHARKHAND

CONVENOR : BANK OF INDIA

TRANSACTIONS MADE BY BCs DURING THE REPORTING QUARTER - Bank Wise

As on 31 st March 2021

[Amt In Lacs.]

Sl. No.	Banks	Total No. of Online BCs	No. of BCs doing No of transactions below 50 / Day	No. of BCs doing No of transactions 50-100 / Day	No. of BCs doing No of transactions more than 100 / Day
1	State Bank Of India	2062	1038	848	176
2	Bank Of India	2043	998	452	593
3	Indian Bank	280	48	230	2
4	Central Bank Of India	128	4	92	32
5	Punjab National Bank	304	160	26	118
7	Canara Bank	225	10	211	4
8	Union Bank Of India	229	0	145	84
9	UCO Bank	67	25	28	14
10	Bank Of Baroda	435	273	79	83
11	Indian Overseas Bank	17	11	6	0
15	Punjab and Sindh Bank	1	0	1	0
18	Bank Of Maharashtra	0	0	0	0
19	IDBI Bank	29	25	0	4
20	IDFC First Bank	342	0	0	0
21	Federal Bank	0	0	0	0
22	HDFC Bank	517	5	0	512
23	ICICI Bank	5	5	0	0
24	Karnataka Bank Ltd.	0	0	0	0
25	Axis Bank	4	4	0	0
26	Indus Ind Bank	2	2	0	0
27	Jammu and Kashmir Bank Ltd.	0	0	0	0
28	YES Bank	0	0	0	0
29	Kotak Mahindra Bank	0	0	0	0
30	South Indian Bank	0	0	0	0
31	Laxmi Vilash Bank	0	0	0	0
32	Karur Vasya Bank	0	0	0	0
33	Bandhan Bank	0	0	0	0
34	Jharkhand Rajya Gramin Bank	3311	3100	192	19
35	Dhanbad Central Cooperative Bank	74	74	0	0
36	Cooperative Bank	1417	628	266	523
37	ESAF Bank	0	0	0	0
38	Ujjivan Bank	0	0	0	0
39	Utkarsh Bank	0	0	0	0
40	Jana Bank	0	0	0	0
41	Fino Payment Bank	2803	2803	0	0
42	India Post payment Bank	2148	2148	0	0
Total		16443	11361	2576	2164
SOURCE : SLBC PORTAL					

PMJDY REPORT AS ON 31.03.2021

BANKS	PMJDY ACCOUNTS					AADHAR SEEDED / MOBLIE SEEDED				RUPAY CARDS ISSUED / DELIVERED / ACTIVATION					
	Rural A/C	Urban A/C	Total A/C	Zero Balance A/cs	% age of Zero Balance a/cs	No. of ACs Seeded with Aadhar	% age of Aadhar seeding	No. of ACs Seeded with Mobile	% age of Mobile seeding	Rupay Card Issued	% age of Rupay Issued	Rupay Cards Delivered	% age of Rupay Delivered	No. Rupay Cards Activated	% age of Rupay Activated
AXIS BANK LTD	221	10,263	10,484	2,322	22.15%	8,540	81.46%	9,959	94.99%	8,749	83.45%	8,748	83.44%	8,748	83.44%
BANK OF BARODA	5,72,095	1,16,091	6,88,186	43,047	6.26%	6,55,149	95.20%	4,97,885	72.35%	6,20,741	90.20%	62,112	9.03%	62,112	9.03%
BANK OF INDIA	39,58,847	2,20,774	41,79,621	3,28,616	7.86%	39,42,291	94.32%	37,01,471	88.56%	37,31,545	89.28%	34,58,521	82.75%	30,10,208	72.02%
BANK OF MAHARASHTRA	1,445	8,385	9,830	2,380	24.21%	8,971	91.26%	8,757	89.08%	7,101	72.24%	5,427	55.21%	3,094	31.48%
CANARA BANK	2,50,814	74,749	3,25,563	31,628	9.71%	3,00,794	92.39%	1,90,466	58.50%	1,24,640	38.28%	1,24,635	38.28%	35,915	11.03%
CENTRAL BANK OF INDIA	2,16,650	38,807	2,55,457	32,575	12.75%	2,47,740	96.98%	1,61,222	63.11%	1,71,626	67.18%	1,64,711	64.48%	1,64,711	64.48%
FEDERAL BANK LTD	716	1,030	1,746	255	14.60%	1,353	77.49%	1,647	94.33%	1,136	65.06%	909	52.06%	821	47.02%
HDFC BANK LTD	68	33,990	34,058	5,437	15.96%	20,287	59.57%	31,560	92.67%	34,055	99.99%	34,055	99.99%	13,658	40.10%
ICICI BANK LTD	66,626	4,413	71,039	19,384	27.29%	67,330	94.78%	-	0.00%	71,039	100.00%	71,039	100.00%	71,039	100.00%
IDBI BANK LTD.	6,340	23,076	29,416	2,558	8.70%	25,678	87.29%	19,012	64.63%	21,888	74.41%	21,888	74.41%	21,500	73.09%
INDIAN BANK	5,52,459	64,422	6,16,881	10,803	1.75%	5,76,745	93.49%	4,37,986	71.00%	3,05,345	49.50%	3,05,345	49.50%	2,71,757	44.05%
INDIAN OVERSEAS BANK	24,864	63,708	88,572	7,635	8.62%	78,108	88.19%	73,501	82.98%	79,782	90.08%	69,549	78.52%	69,480	78.44%
INDUSIND BANK LTD	126	5,728	5,854	939	16.04%	5,530	94.47%	5,854	100.00%	5,789	98.89%	5,301	90.55%	4,552	77.76%
JAMMU & KASHMIR BANK LTD	-	1,584	1,584	176	11.11%	1,264	79.80%	911	57.51%	1,263	79.73%	1,263	79.73%	1,263	79.73%
JHARKHAND RAJYA GRAMIN BANK	25,47,598	32,455	25,80,053	5,77,391	22.38%	15,49,902	60.07%	10,54,448	40.87%	4,02,664	15.61%	4,03,172	15.63%	2,38,511	9.24%
KARUR VYSYA BANK	-	569	569	156	27.42%	439	77.15%	500	87.87%	568	99.82%	100	17.57%	100	17.57%
KOTAK MAHINDRA BANK LTD	85	220	305	103	33.77%	221	72.46%	186	60.98%	16	5.25%	7	2.30%	7	2.30%
LAKSHMI VILAS BANK LTD	-	627	627	140	22.33%	474	75.60%	609	97.13%	490	78.15%	430	68.58%	420	66.99%
PUNJAB & SIND BANK	3,471	4,676	8,147	39	0.48%	7,304	89.65%	5,819	71.43%	7,713	94.67%	7,415	91.02%	7,415	91.02%
PUNJAB NATIONAL BANK	8,87,215	2,96,867	11,84,082	1,28,015	10.81%	10,03,112	84.72%	10,09,617	85.27%	6,47,782	54.71%	4,49,038	37.92%	2,98,791	25.23%
SOUTH INDIAN BANK LTD	-	418	418	93	22.25%	350	83.73%	402	96.17%	318	76.08%	318	76.08%	318	76.08%
STATE BANK OF INDIA	31,89,268	15,60,263	47,49,531	1,10,267	2.32%	38,18,402	80.40%	38,32,240	80.69%	44,11,586	92.88%	44,11,586	92.88%	44,11,586	92.88%
UCO BANK	90,395	99,281	1,89,676	24,573	12.96%	1,44,821	76.35%	1,30,075	68.58%	67,407	35.54%	67,407	35.54%	67,407	35.54%
UNION BANK OF INDIA	3,09,219	50,784	3,60,003	72,719	20.20%	3,29,576	91.55%	2,18,100	60.58%	1,59,956	44.43%	1,57,238	43.68%	1,00,263	27.85%
YES BANK LTD	-	11	11	1	9.09%	8	72.73%	8	72.73%	11	100.00%	8	72.73%	8	72.73%
Jharkhand State Co-operative Ban	48,101	56,329	1,04,430	14,698	14.07%	67,249	64.40%	21,230	20.33%	1,224	1.17%	-	0.00%	-	0.00%
The Dhanbad Central Co-Operative	3,405	2,311	5,716	1,066	18.65%	5,496	96.15%	3,048	53.32%	1,984	34.71%	-	0.00%	-	0.00%
GRAND TOTAL	1,27,30,028	27,71,831	1,55,01,859	14,17,016	9.14%	1,28,67,134	83.00%	1,14,16,513	73.65%	1,08,86,418	70.23%	98,30,222	63.41%	88,63,684	57.18%
REPORTING SOURCE :	PMJDY OPENED ACCOUNTS & ZERO BALANCE ACCOUNTS :					OBTAINED FROM DFS PORTAL				PMJDY A/CS SEEDED WITH AADHAR :					
										PMJDY A/CS SEEDED WITH MOBILE NOS :					
RUPAY CARDS ISSUED IN PMJDY OPENED ACCOUNTS :						OBTAINED FROM DFS PORTAL									
RUPAY CARDS DELIVERED & ACTIVATED IN PMJDY OPENED ACCOUNTS :						OBTAINED FROM BANKS									

PMJDY REPORT AS ON 31.03.2021

BANKS	Male A/C	Female A/C	PMJDY ACCOUNTS					AADHAR SEEDED / MOBLIE SEEDED				RUPAY CARDS ISSUED / DELIVERED / ACTIVATION					
			Rural A/C	Urban A/C	Total A/C	Zero Balance A/cs	% age of Zero Balance a/ cs	No. of ACs Seeded with Aadhar	% age of Aadhar seeding	No. of ACs Seeded with Mobile	% age of Mobile seeding	Rupay Card Issued	% age of Rupay Issued	Rupay Cards Delivered	% age of Rupay Delivered	No. Rupay Cards Activated	% age of Rupay Activated
BOKARO	3,00,155	4,05,507	4,97,117	2,08,545	7,05,662	61,070	8.65%	5,94,772	84.29%	5,09,429	72.19%	5,39,006	76.38%	5,01,381	71.05%	4,64,881	65.88%
CHATRA	2,83,102	3,33,429	5,86,841	29,690	6,16,531	49,988	8.11%	5,12,205	83.08%	4,76,485	77.28%	3,96,062	64.24%	3,76,813	61.12%	3,49,028	56.61%
DEOGHAR	3,94,120	4,84,320	7,09,466	1,68,974	8,78,440	61,433	6.99%	7,13,901	81.27%	6,39,549	72.81%	6,36,758	72.49%	6,03,591	68.71%	5,62,258	64.01%
DHANBAD	4,60,052	5,81,398	7,41,014	3,00,436	10,41,450	87,748	8.43%	9,02,858	86.69%	7,86,056	75.48%	7,85,578	75.43%	7,26,108	69.72%	6,98,639	67.08%
DUMKA	3,20,673	4,14,101	6,69,847	64,927	7,34,774	70,575	9.60%	5,77,633	78.61%	4,28,489	58.32%	5,08,307	69.18%	4,99,333	67.96%	4,75,840	64.76%
EAST SINGHBHUM	3,05,921	4,19,017	4,85,674	2,39,264	7,24,938	50,457	6.96%	6,37,310	87.91%	6,08,944	84.00%	5,74,041	79.18%	4,80,566	66.29%	4,47,475	61.73%
GARHWA	3,55,032	4,08,994	6,46,451	1,17,575	7,64,026	83,004	10.86%	5,78,363	75.70%	5,04,041	65.97%	5,20,524	68.13%	4,37,374	57.25%	4,04,848	52.99%
GIRIDIH	4,89,629	6,56,041	10,74,087	71,583	11,45,670	1,00,047	8.73%	9,74,870	85.09%	8,71,858	76.10%	7,85,630	68.57%	7,44,959	65.02%	7,05,557	61.58%
GODDA	3,05,253	3,87,508	6,37,120	55,641	6,92,761	61,401	8.86%	5,30,904	76.64%	4,16,391	60.11%	4,76,732	68.82%	4,65,047	67.13%	4,14,702	59.86%
GUMLA	2,38,297	2,89,748	4,57,992	70,053	5,28,045	59,181	11.21%	4,46,077	84.48%	3,75,166	71.05%	3,28,134	62.14%	3,00,419	56.89%	1,65,048	31.26%
HAZARIBAGH	3,24,315	4,56,815	6,22,815	1,58,315	7,81,130	81,074	10.38%	6,49,184	83.11%	6,06,569	77.65%	5,35,842	68.60%	5,03,571	64.47%	4,85,309	62.13%
JAMTARA	1,90,637	2,26,090	3,81,654	35,073	4,16,727	38,009	9.12%	3,43,564	82.44%	2,92,104	70.09%	2,78,490	66.83%	2,64,428	63.45%	2,50,380	60.08%
KHUNTI	88,098	96,375	1,67,937	16,536	1,84,473	16,270	8.82%	1,49,735	81.17%	1,23,801	67.11%	84,821	45.98%	65,799	35.67%	52,202	28.30%
KODARMA	1,30,815	1,85,468	2,77,345	38,938	3,16,283	24,412	7.72%	2,79,862	88.48%	2,67,083	84.44%	2,41,325	76.30%	2,15,209	68.04%	1,83,644	58.06%
LATEHAR	2,36,276	2,72,713	4,55,125	53,864	5,08,989	51,027	10.03%	3,97,468	78.09%	3,14,076	61.71%	3,46,272	68.03%	3,16,420	62.17%	2,82,170	55.44%
LOHARDAGA	1,09,848	1,37,974	2,26,278	21,544	2,47,822	33,302	13.44%	2,20,246	88.87%	2,11,522	85.35%	1,58,515	63.96%	1,24,939	50.41%	84,401	34.06%
PAKUR	2,49,448	3,08,604	5,06,626	51,426	5,58,052	45,323	8.12%	4,48,021	80.28%	3,92,962	70.42%	4,07,181	72.96%	3,81,069	68.29%	3,64,359	65.29%
PALAMU	5,08,607	6,19,539	8,60,103	2,68,043	11,28,146	1,30,540	11.57%	8,63,526	76.54%	8,53,232	75.63%	8,27,455	73.35%	7,36,325	65.27%	6,82,540	60.50%
RAMGARH	1,24,794	1,69,801	2,46,738	47,857	2,94,595	28,023	9.51%	2,66,248	90.38%	2,28,973	77.72%	2,00,920	68.20%	1,68,485	57.19%	1,40,096	47.56%
RANCHI	4,88,494	6,28,817	7,55,820	3,61,491	11,17,311	1,13,812	10.19%	9,80,600	87.76%	9,11,697	81.60%	7,21,938	64.61%	5,57,214	49.87%	4,81,694	43.11%
SAHIBGANJ	3,62,199	4,34,076	5,74,717	2,21,558	7,96,275	67,332	8.46%	6,40,956	80.49%	5,33,507	67.00%	5,84,957	73.46%	5,32,966	66.93%	5,15,834	64.78%
SARAIKELA-KHARSAWAN	1,71,405	2,06,252	3,36,590	41,067	3,77,657	36,030	9.54%	3,28,955	87.10%	2,98,497	79.04%	2,52,283	66.80%	2,14,377	56.77%	1,88,297	49.86%
SIMDEGA	1,34,619	1,66,815	2,81,226	20,208	3,01,434	20,963	6.95%	2,76,816	91.83%	2,56,097	84.96%	2,26,844	75.25%	1,84,513	61.21%	75,109	24.92%
WEST SINGHBHUM	2,95,139	3,45,529	5,31,445	1,09,223	6,40,668	45,995	7.18%	5,53,060	86.33%	5,09,984	79.60%	4,68,803	73.17%	4,29,316	67.01%	3,89,374	60.78%
Grand Total	68,66,928	86,34,931	1,27,30,028	27,71,831	1,55,01,859	14,17,016	9.14%	1,28,67,134	83.00%	1,14,16,513	73.65%	1,08,86,418	70.23%	98,30,222	63.41%	88,63,684	57.18%
REPORTING SOURCE :			PMJDY OPENED ACCOUNTS & ZERO BALANCE ACCOUNTS :					OBTAINED FROM DFS PORTAL		PMJDY A/Cs SEEDED WITH AADHAR :							
										PMJDY A/Cs SEEDED WITH MOBILE NOs :							
RUPAY CARDS ISSUED IN PMJDY OPENED ACCOUNTS :							OBTAINED FROM DFS PORTAL										
RUPAY CARDS DELIVERED & ACTIVATED IN PMJDY OPENED ACCOUNTS :							OBTAINED FROM BANKS										

STATE LEVEL BANKERS' COMMITTEE - JHARKHAND
CONVENOR : BANK OF INDIA
Status of Death Claim Settled & Overdraft facility given in PMJDY Accounts
As on 31 st March 2021

[Amt In Lacs.]

Sl. No	Banks	No. of Claims for Death, received	No. of Claims for Death, settled	No. of Claims for Death pending to settle	No. of PMJDY a/cs given Overdraft Facility	Overdraft Amount allowed to the PMJDY
1	State Bank Of India	33	32	1	57,369	1,597.00
2	Bank Of India	110	102	12	64,002	1,464.27
3	Indian Bank	18	18	-	3,400	-
4	Central Bank Of India	121	115	6	1,125	4.41
5	Punjab National Bank	90	82	8	40,395	8,297.00
6	Canara Bank	120	116	4	6,046	-
7	Union Bank Of India	-	-	-	4,871	-
8	UCO Bank	51	51	-	7,945	158.90
9	Bank Of Baroda	157	104	53	8,280	70.59
10	Indian Overseas Bank	11	9	-	357	5.00
11	Punjab and Sindh Bank	1	-	-	99	25.80
12	Bank Of Maharashtra	-	-	-	-	-
13	IDBI Bank	21	21	-	-	-
14	IDFC First Bank	-	-	-	-	-
15	Federal Bank	-	-	-	-	-
16	HDFC Bank	-	-	-	-	-
17	ICICI Bank	-	-	-	-	-
18	Karnataka Bank Ltd.	-	-	-	-	-
19	Axis Bank	-	-	-	-	-
20	Indus Ind Bank	-	-	-	-	-
21	Jammu and Kashmir Bank Ltd.	-	-	-	-	-
22	YES Bank	-	-	-	-	-
23	Kotak Mahindra Bank	-	-	-	-	-
24	South Indian Bank	-	-	-	-	-
25	Laxmi Vilash Bank	-	-	-	-	-
26	Karur Vasya Bank	-	-	-	-	-
27	Bandhan Bank	-	-	-	-	-
28	Jharkhand Rajya Gramin Bank	-	-	-	80	1.78
29	Dhanbad Central Cooperative Bank	-	-	-	-	-
30	Cooperative Bank	-	-	-	-	-
Total		733	650	84	1,93,969	11,624.75
SOURCE : SLBC PORTAL						

STATE LEVEL BANKERS' COMMITTEE - JHARKHAND

CONVENOR : BANK OF INDIA

SOCIAL SECURITY SCHEMES Cummulative since last day of reporting quarter-Bankwise

As On 31 st March 2021

Sl. No.	Banks	PMJJBY						PMSBY				APY		
		Total Target for FY-2020-21	No. OF CASES ENROLLED THIS FY		TOTAL No. OF CASES ENROLLED SINCE INCEPTION		Total Target for FY-2020-21	No. OF CASES ENROLLED THIS FY		TOTAL No. OF CASES ENROLLED SINCE INCEPTION		Total Target for FY-2020-21	TOTAL SUBSCRIBER FROM 01.04.2020 TO 31.03.2021	TOTAL SUBSCRIBERS SINCE INCEPTION
			MALE	FEMALE	MALE	FEMALE		MALE	FEMALE	MALE	FEMALE		TOTAL	TOTAL
1	STATE BANK OF INDIA	102,960	87,119	139,605	176,842	289,369	257,400	298,836	332,640	646,802	818,064	33,480	60,134	222,417
2	BANK OF INDIA	92,144	51,684	75,944	156,857	180,892	230,360	179,897	288,555	436,566	577,784	29,160	69,826	201,814
3	INDIAN BANK	30,368	6,989	11,351	25,893	27,608	75,920	7,836	8,458	75,550	82,958	10,080	12,801	41,855
4	CENTRAL BANK OF INDIA	15,496	1,856	1,471	23,083	17,683	38,740	2,784	2,062	42,040	32,054	5,280	7,325	18,937
5	PUNJAB NATIONAL BANK	42,120	1,911	98	49,450	86	105,300	2,442	-	219,891	-	14,280	3,703	19,608
6	CANARA BANK	32,136	2,014	1,032	41,306	27,682	80,340	4,638	5,107	90,950	61,194	11,400	13,267	53,379
7	UNION BANK OF INDIA	20,176	2,584	-	28,068	-	50,440	2,751	-	58,051	-	7,500	1,091	14,792
8	UCO BANK	12,376	4,726	3,363	14,719	10,708	30,940	6,239	3,975	30,892	23,943	4,380	5,214	16,846
9	BANK OF BARODA	21,840	10,971	-	107,462	-	54,600	49,564	-	374,482	-	7,860	6,849	27,718
10	INDIAN OVERSEAS BANK	6,760	204	-	-	-	16,900	86	-	-	-	2,460	3,388	11,585
11	Punjab and Sindh Bank	2,496	276	200	1,211	666	6,240	633	404	8,121	3,336	1,020	700	2,611
12	BANK OF MAHARASHTRA	728	-	-	1,906	-	1,820	-	-	2,080	-	420	236	592
13	IDBI Bank	8,944	797	-	18,860	-	22,360	1,119	-	40,133	-	1,590	2,140	12,284
14	IDFC First Bank	520	-	-	54	-	1,300	-	-	249	-	150	-	-
15	Federal Bank	1,248	5	4	865	171	3,120	4	1	1,077	6	270	12	82
16	HDFC Bank	9,464	-	-	10,867	33	23,660	-	-	21,437	3	1,920	983	4,119
17	ICICI Bank	8,632	209	30	3,044	852	21,580	124	85	151,392	106,202	1,650	54	719
18	Karnataka Bank Ltd.	312	33	-	760	-	780	37	-	650	-	90	27	541
19	AXIS BANK	10,504	49	9	1,856	813	26,260	84	14	5,933	1,313	2,040	1,621	9,882
20	Indus Ind Bank	4,264	19	5	72	58	10,660	18	5	1,463	747	810	-	9
21	Jammu and Kashmir Bank Ltd.	104	-	-	44	-	260	1	-	54	-	30	-	-
22	YES Bank	520	57	-	-	-	1,300	80	-	-	-	150	-	11
23	KOTAK MAHINDRA BANK	1,248	431	-	142,230	-	3,120	662	-	7,944	-	270	19	51
24	South Indian Bank	208	-	-	410	-	520	-	-	235	-	60	70	110
25	Laxmi Vilash Bank	208	94	-	344	-	520	99	-	285	-	60	-	18
26	Karur Vasya Bank	104	72	-	-	-	260	128	-	-	-	30	1	11
27	Bandhan Bank	18,304	-	-	-	-	45,760	-	-	-	-	3,540	36	147
28	JHARKHAND RAJYA GRAMIN BANK	90,896	50,686	85,117	99,454	133,968	227,240	56,310	108,533	233,146	295,459	26,580	52,658	124,058
29	Dhanbad Central Cooperative Bank	1,872	66	174	66	174	4,680	170	102	170	102	-	-	-
30	Cooperative Bank	19,240	-	-	3,254	-	48,100	-	-	8,893	-	-	-	-
31	ESAF Bank	-	-	-	-	-	-	-	-	-	-	-	-	80
32	Ujjivan Bank	-	-	-	-	-	-	-	-	-	-	-	-	-
33	Utkarsh Bank	-	-	-	-	-	-	-	-	-	-	-	-	-
34	Jana Bank	-	-	-	-	-	-	-	-	-	-	-	-	-
35	AIRTEL PAYMENTS BANK LIMITED	-	0	-	-	-	-	0	-	-	-	-	-	-
36	DEPARTMENT OF POSTS MINISTRY OF COMM AND IT	-	0	-	-	-	-	0	-	-	-	-	-	2,927
	TOTAL	556,192	222,852	318,403	908,977	690,763	1,390,480	614,542	749,941	2,458,486	2,003,165	166,560	242,155	787,203

STATE LEVEL BANKERS' COMMITTEE - JHARKHAND

CONVENOR : BANK OF INDIA

SOCIAL SECURITY SCHEMES Cummulative since last day of reporting quarter-District wise

As On 31 st March 2021

Sl. No.	Districts	PMJJBY					PMSBY					APY	
		Total Target for FY-2020-21	No. OF CASES ENROLLED THIS FY		TOTAL No. OF CASES ENROLLED SINCE INCEPTION		Total Target for FY-2020-21	No. OF CASES ENROLLED THIS FY		TOTAL No. OF CASES ENROLLED SINCE INCEPTION		TOTAL SUBSCRIBER FROM 01.04.2020 TO 31.03.2021	TOTAL SUBSCRIBERS SINCE INCEPTION
			Male	Female	Male	Female		Male	Female	Male	Female	TOTAL	TOTAL
1	BOKARO	36,400	14,316	22,683	47,966	46,427	91,000	38,001	54,158	1,41,583	1,17,218	12,932	46,465
2	CHATRA	12,168	7,177	10,317	17,005	19,987	30,420	18,572	24,659	53,180	58,627	7,150	21,483
3	DEOGHAR	26,208	8,585	11,346	22,745	22,837	65,520	42,531	46,271	1,18,012	1,17,783	15,838	50,724
4	DHANBAD	43,368	15,401	24,004	81,080	50,890	1,08,420	51,044	64,363	1,68,647	1,41,034	14,164	52,840
5	DUMKA	24,648	8,851	13,098	19,515	23,352	61,620	31,910	37,406	1,26,730	1,18,791	11,924	33,268
6	E.SINGHBHUM	47,944	17,330	25,527	1,37,588	53,155	1,19,860	48,069	57,019	2,23,738	1,35,747	16,496	58,357
7	GARHWA	13,624	7,286	10,008	16,024	19,182	34,060	11,980	14,013	50,200	36,045	5,631	15,750
8	GIRIDIH	31,616	9,502	15,212	34,413	34,791	79,040	23,968	36,777	1,08,212	1,12,256	16,903	46,113
9	GODDA	22,048	6,756	9,365	15,689	17,323	55,120	28,658	32,256	1,34,331	1,22,402	13,344	33,470
10	GUMLA	18,200	6,216	8,972	25,407	20,921	45,500	11,597	15,100	61,765	49,191	9,165	27,567
11	HAZARIBAGH	26,728	14,859	23,103	48,636	53,079	66,820	38,906	53,229	1,62,550	1,61,255	13,831	43,870
12	JAMTARA	14,248	5,527	6,785	11,421	11,997	35,620	14,699	16,226	38,655	35,988	8,084	22,888
13	KHUNTI	11,544	5,905	6,633	19,399	12,275	28,860	11,355	10,281	41,086	21,770	4,100	11,600
14	KODERMA	13,104	4,704	7,766	16,999	17,000	32,760	13,995	21,021	49,502	46,478	5,140	15,801
15	LATEHAR	8,632	5,971	8,243	19,800	19,618	21,580	12,062	12,913	49,972	35,625	4,503	14,088
16	LOHERDAGA	9,048	4,043	4,627	16,048	13,399	22,620	7,797	10,631	40,721	30,986	3,388	14,258
17	PAKUR	13,936	5,573	7,233	15,447	14,577	34,840	17,180	19,861	64,145	53,478	9,091	26,340
18	PALAMU	25,584	11,808	17,034	30,675	36,331	63,960	30,871	33,930	1,12,862	1,03,820	7,188	25,559
19	RAMGARH	23,608	9,335	12,029	35,056	27,328	59,020	29,749	32,469	1,22,630	88,883	5,159	21,381
20	RANCHI	54,600	26,000	38,578	1,64,619	87,814	1,36,500	53,934	60,520	3,02,410	1,72,510	27,097	1,04,465
21	SAHIBGANJ	17,264	6,353	8,579	18,965	19,081	43,160	23,867	26,871	70,288	69,646	9,488	31,759
22	SARAIKELA	22,880	8,748	11,339	31,251	23,390	57,200	22,277	28,391	81,937	58,634	8,132	24,981
23	SIMDEGA	10,816	3,962	5,864	15,193	14,376	27,040	7,891	10,385	32,278	31,052	3,414	9,451
24	W.SINGHBHUM	27,976	8,644	10,058	48,036	31,636	69,940	23,629	31,191	32,278	83,943	9,993	34,725
	TOTAL	5,56,192	2,22,852	3,18,403	9,08,977	6,90,763	13,90,480	6,14,542	7,49,941	23,87,712	20,03,165	2,42,155	7,87,203

कार्यसूची सं	7
बैठक का दिनांक	04.06.2021
बैठक सं	75

एन पी ए & वसूली - एन पी ए/ बैंकों के स्ट्रेस्ड आस्तियों के रुकाव हेतु नियंत्रक उपाय एवं वसूली से संबंधित उपाय

गैर निष्पादनीय आस्तियां

राज्य के बैंकों में दिनांक 31.03.2021 को एन पी ए की स्थिति निम्नवत है :-

[राशि करोड़ में]

विवरण	31.03.2020	31.12.2020	31.03.2021	Variation over last FY
Advances	96,107.11	96,990.91	82,560.40	(-)13,546.71
Gross NPA	6,964.39	5,978.99	6,775.87	(+)188.52
Provision	3,376.21	3,577.84	3,642.44	(-)266.23
Net N.P.A	3,588.17	2,401.15	3,133.43	(-)454.74
% of Gross NPA	7.24%	6.16%	8.21%	(+)0.97%
% of Net NPA	3.74%	2.47%	3.80%	(-)0.06%

(रिपोर्ट- annexure-18(A)and 18(B))

❖ झारखंड राज्य में बैंकों की गैर निष्पादनीय आस्तियां (N.P.A), एक चिंताजनक स्थिति में पहुंच चुकी है | रु 6,775.87 करोड़ का Gross NPA, जो सकल अग्रिम का 8.21% है, एक चिंताजनक आंकड़ा है |

Bank wise GNPA % के आधार पर Lowest & Highest बैंकों की जानकारी नीचे दी गयी है।

SL NO.	TOP PERFORMING (LOWEST NPA)		BOTTOM PERFORMING (HIGHEST NPA)	
	BANK NAME	% OF GNPA	BANK NAME	% OF GNPA
PSB				
1	INDIAN OVERSEAS BANK	1.24%	CENTRAL BANK OF INDIA	36.19%
2	UNION BANK OF INDIA	2.56%	PUNJAB NATIONAL BANK	34.68%
3	BANK OF MAHARASHTRA	2.85%	UCO BANK	24.74%
PVT				
1	KARNATAKA BANK LTD.	1.25%	FEDERAL BANK	66.72%
2	INDUS IND BANK	1.28%	IDBI BANK	6.77%
RRB & COOPERATIVE				
1	JHARKHAND RAJYA GRAMIN BAN	28.71%	JSCB	0.00%

(विभिन्न segment में राज्य में मांग और वसूली से संबंधित आंकड़े annexure-17 एवं 18 में सलग्नक के रूप में दर्शाये गए हैं।)

सर्टिफिकेट केस का स्थिति

दिनांक 31.03.2021 को राज्य के बैंकों में सर्टिफिकेट केस के लंबित मामलों की स्थिति इस प्रकार है:

[राशि करोड़ में]

CASES PENDING UPTO LAST QUARTER		CASES FILED CURRENT QTR.		DURING		CASES DISPOSED DURING CURRENT QTR.		STATUS AS ON 31.03.2021	
सं	राशि	सं	राशि	सं	राशि	सं	राशि	संख्या	राशि
27384	408.37	598	11.53	457	11.24	27525	409.27		

(रिपोर्ट- annexure-19)

DRT केस की स्थिति

दिनांक 31.03.2021 तक बैंकों के डी आर टी केसों की स्थिति इस प्रकार है :-

[राशि करोड़ में]

CASES PENDING AS OF LAST QUARTER		CASES FILED DURING LAST QUARTER		CASES RESOLVED DURING LAST QUARTER		STATUS AS OF 31.03.2021	
सं	राशि	सं	राशि	सं	राशि	सं	राशि
2229	1180.46	38	8.87	96	37.02	2171	1152.31

(रिपोर्ट- annexure-20)

SARFAESI केस की स्थिति

दिनांक 31.03.2021 तक SARFAESI cases की position निम्नवत है:

[राशि करोड़ में]

Notices Issued U/S 13 (2) of SARFAESI Act		Out of which symbolic possession taken under 13(4)		Request sent to Dist Authority for assistance in Physical Possession	Physical Possession taken	No. of cases pending at dist. level
सं	राशि	सं	राशि	सं	सं	सं
3188	1621.34	1304	699.06	789	67	722

(रिपोर्ट- annexure-21)

- ❖ ज्ञातव्य हो कि ऋणियों के नाम के साथ बैंको से प्राप्त जिलावार आंकड़ों के अनुसार केवल 722 cases physical possession हेतु जिलों के अधिकारियों के पास लंबित पड़े हैं। बैंको से बार बार आग्रह के बावजूद इस रिपोर्ट एवं पोर्टल के रिपोर्ट में काफी भिन्नता थी जिसपर सभी बैंको द्वारा इस तिमाही का प्रगति प्रतिवेदन तथा सूची एसएलबीसी को उपलब्ध करायी जा चुकी है। SLBC की बैठकों में दिए गए निर्देशानुसार SLBC द्वारा इन 722 cases की जानकारी राज्य सरकार को दे दी गयी है।
- ❖ **NB: SLBC** द्वारा विभिन्न बैंको से प्राप्त आंकड़ों के आधार पर PMEGP, KCC तथा PMMY योजनाओं के अंतर्गत दिए गए ऋण में NPA की स्थिति के आकलन का प्रयास किया गया है। यद्यपि बैंको द्वारा प्रेषित आंकड़ों में विसंगतिया है, परन्तु इन आंकड़ों के अध्ययन से NPA की बढ़ती समस्या का पता चलता है।

SECTOR WISE NPA IN GOVERNMENT SPONSORED/ GOVERNMENT FLAGSHIP PROGRAMME:-

SCHEME	NO. OF A/CS	NPA (₹ in CR)	% WRT ADVANCES IN THIS SECTOR
PMEGP	17,186	132.72	36.41%
KCC	12,48,484	1255.22	20.48%
PMMY	9,89,287	499.63	8.53%
SHG	2,09,967	193.61	11.57%

{ रिपोर्ट पृष्ठ संख्या-70 एवं 71 }

State Level Bankers' Committee, Jharkhand
Convenor: Bank Of India
NPA status in Govt. Sponsored Schemes (PMEGP, KCC, Mudra & SHGs) as on 31.03.2021

(Amt in Lacs)

Sr. No.	Bank Name	PMEGP				NPA %	KCC				NPA %	PMMY (Mudra)					NPA %	SHG					NPA %
		No. of A/cs as on 31.03.2021	Amount Outstanding as on 31.03.2021 (In Lacs)	out of (a) No. of A/cs NPA as on 31.03.2021	out of (b) NPA Outstanding as on 31.03.2021 (In Lacs)		No. of A/cs as on 31.03.2021	Amount Outstanding as on 31.03.2021 (In Lacs)	out of (c) No. of A/cs NPA as on 31.03.2021	out of (f) NPA Outstanding as on 31.03.2021 (In Lacs)		No. of A/cs as on 31.03.2021	Amount Outstanding as on 31.03.2021 (In Lacs)	out of (j) No. of A/cs NPA as on 31.03.2021	out of (j) NPA Outstanding as on 31.03.2021 (In Lacs)	No. of A/cs as on 31.03.2021		Amount Outstanding as on 31.03.2021 (In Lacs)	out of (i) No. of A/cs NPA as on 31.03.2021	out of (j) NPA Outstanding as on 31.03.2021 (In Lacs)			
		a	b	c	d		e	f	g	h		i	j	k	l		m	n	o	p			
3	AXIS Bank	13	8.00	0	0.00	0.00%	123	711.00			0.00%	30908	5287.00	329	29.00	0.55%							
4	Bandhan Bank	0	0.00	0	0.00		0	0.00	0	0.00		0	0.00	0	0.00		0	0.00	0	0.00			
5	Bank Of Baroda	246	2096.49	268	262.30	12.51%	5038	2167.59	5364	1752.14	80.83%	4459	9418.02	1401	2485.21	26.39%	1298	960.08	36	16.33	1.70%		
6	Bank Of India	4812	11556.04	1614	3497.82	30.27%	376930	168768.04	112320	46264.20	27.41%	58512	222753.86	8075	9348.15	4.20%	34816	18509.50	606	173.22	0.94%		
7	Bank Of Maharashtra	13	96.62	0	0.00	0.00%	15	13.30	0	0.00	0.00%	96	323.07	5	22.37	6.92%	0	0.00	0	0.00			
8	Canara Bank	650	1999.65	50	110.89	5.55%	39330	21767.17	2427	934.83	4.29%	8676	5834.95	365	646.48	11.08%	7469	9848.86	2	2.67	0.03%		
9	Central Bank Of India	802	1226.10	476	455.17	37.12%	43189	22011.45	11011	5822.45	26.45%	30455	24638.00	19158	14470.31	58.73%	6527	6805.92	99	77.54	1.14%		
10	Cooperative Bank						13027	3781.15	3185	653.95	17.30%						465	100.30			0.00%		
12	DCCB	0	0.00	0	0.00		2231	384.83	2168	366.55	95.25%	0	0.00	0	0.00		66	23.81	12	2.13	8.95%		
13	Federal Bank	0	0.00	0	0.00		2	1.95	1	0.91	46.67%	37	90.73	4	2.15	2.37%	0	0.00	0	0.00			
14	HDFC Bank	1	0.75	0	0.00	0.00%	53153	26172.04	9490	2483.83	9.49%	58763	27539.93	13901	2784.60	10.11%	0	0.00	0	0.00			
15	ICICI Bank	0	0.00	0	0.00		97	407.57	0	0.00	0.00%	1183	712.77	0	0.00	0.00%	0	0.00	0	0.00			
16	IDBI Bank	136	499.64	13	38.09	7.62%	7805	4437.21	2756	1478.69	33.32%	6336	9514.77	1314	1698.76	17.85%	738	655.16	403	457.21	69.79%		
17	Indian Bank	1133	2681.49	498	1062.94	39.64%	70064	39583.00	37557	18936.60	47.84%	14432	15140.58	1657	2076.53	13.71%	6264	3674.13	240	432.10	11.76%		
18	Indian Overseas Bank	183	434.16	11	20.00	4.61%	2544	1045.38	1034	600.36	57.43%	2555	4166.24	87	74.69	1.79%	283	249.00	44	8.50	3.41%		
19	Indus Ind Bank	0	0.00	0	0.00		0	0.00	0	0.00		702953	157255.03	0	0.00	0.00%	0	0.00	0	0.00			
20	Jammu and Kashmir Bank Ltd.	1	2.79	1	2.79	100.00%	0	0.00	0	0.00		0	0.00	0	0.00		0	0.00	0	0.00			
21	Jharkhand Rajya Gramin Bank	1298	2891.18	655	1033.87	35.76%	379026	196249.44	33072	10706.57	5.46%	12653	5192.85	5383	3021.55	58.19%	50709	45801.86	3695	2461.02	5.37%		
22	Karnataka Bank Ltd.	0	0.00	0	0.00		0	0.00	0	0.00		0	0.00	0	0.00		0	0.00	0	0.00			
23	Karur Vasya Bank	0	0.00	0	0.00		0	0.00	0	0.00		0	0.00	0	0.00		0	0.00	0	0.00			
24	Kotak Mahindra Bank	0	0.00	0	0.00		0	0.00	0	0.00		7	51.69	0	0.00	0.00%	0	0.00	0	0.00			
25	Laxmi Vilash Bank	0	0.00	0	0.00		0	0.00	0	0.00		0	0.00	0	0.00		0	0.00	0	0.00			
27	Punjab and Sindh Bank	93	223.32	27	50.00	22.39%	141	119.85	20	11.82	9.86%	578	1379.60	35	86.79	6.29%	3	3.19	0	0.00	0.00%		
28	Punjab National Bank	3526	5564.66	2899	4478.50	80.48%	61347	32970.79	28213	14296.94	43.36%	13318	22346.33	4000	3889.11	17.40%	3609	2785.47	852	1522.73	54.67%		
29	South Indian Bank	0	0.00	0	0.00		0	0.00	0	0.00		13	64.83	0	0.00	0.00%	0	0.00	0	0.00			
30	State Bank Of India	3271	6073.47	948	1696.15	27.93%	137671	66467.82	34276	16638.87	25.03%	33613	61321.93	6499	8547.79	13.94%	92433	71482.74	19219	14178.95	19.84%		
32	UCO Bank	357	421.06	166	234.72	55.75%	15558	6039.23	8661	3334.25	55.21%	6455	6465.33	319	437.48	6.77%	1245	3062.34	30	18.72	0.61%		
33	Union Bank Of India	651	673.46	487	328.94	48.84%	41193	19920.27	2916	1239.15	6.22%	3285	6366.43	144	342.83	5.38%	4042	3340.71	14	10.48	0.31%		
35	YES Bank	0	0.00	0	0.00		0	0.00	0	0.00		0	0.00	0	0.00		0	0.00	0	0.00			
	Grand Total	17186	36448.88	8113	13272.18	36.41%	1248484	613019.07	294471	125522.11	20.48%	989287	585863.94	62676	49963.81	8.53%	209967	167303.07	25252	19361.59	11.57%		

Source: Bank

State Level Bankers' Committee, Jharkhand
Convenor: Bank Of India
NPA status in Govt. Sponsored Schemes (PMEGP, KCC, Mudra & SHGs) as on 31.03.2021

(Amt in Lacs)

Sr. No.	District Name	PMEGP					KCC					PMMY (Mudra)					SHG				
		No. of A/cs as on 31.03.2021	Amount Outstanding as on 31.03.2021 (In Lacs)	out of (a) No. of A/cs NPA as on 31.03.2021	out of (b) NPA Outstanding as on 31.03.2021 (In Lacs)	NPA %	No. of A/cs as on 31.03.2021	Amount Outstanding as on 31.03.2021 (In Lacs)	out of (c) No. of A/cs NPA as on 31.03.2021	out of (f) NPA Outstanding as on 31.03.2021 (In Lacs)	NPA %	No. of A/cs as on 31.03.2021	Amount Outstanding as on 31.03.2021 (In Lacs)	out of (i) No. of A/cs NPA as on 31.03.2021	out of (j) NPA Outstanding as on 31.03.2021 (In Lacs)	NPA %	No. of A/cs as on 31.03.2021	Amount Outstanding as on 31.03.2021 (In Lacs)	out of (j) No. of A/cs NPA as on 31.03.2021	out of (j) NPA Outstanding as on 31.03.2021 (In Lacs)	NPA %
		a	b	c	d	e	f	g	h		i	i	k	l		m	n	o	p		
1	Bokaro	1139	3122.70	360	615.38	19.71%	50033	22087.10	10559	4356.80	19.73%	61007	33797.44	4827	3832.91	11.34%	12096	9005.08	1441	1134.30	12.60%
2	Chatra	381	929.08	146	414.95	44.66%	53515	28249.94	9846	5238.32	18.54%	29891	13439.33	1570	1747.80	13.01%	6830	5733.29	1030	734.06	12.80%
3	Deoghar	814	1282.61	394	490.81	38.27%	76437	31359.07	21109	7451.19	23.76%	22449	14247.39	2660	2439.61	17.12%	3693	2802.49	609	509.69	18.19%
4	Dhanbad	1076	2561.04	499	907.29	35.43%	42565	18737.18	16878	7207.42	38.47%	72133	36489.97	9609	4830.91	13.24%	6099	4755.20	749	532.89	11.21%
5	Dumka	872	1659.44	394	614.36	37.02%	69775	25332.78	17015	5621.19	22.19%	38796	14124.15	3117	2312.73	16.37%	8880	7312.74	1359	1078.29	14.75%
6	East Singhbhu	1113	2858.79	467	716.46	25.06%	60452	27432.73	6141	2393.38	8.72%	66810	34120.37	3931	3194.00	9.36%	8827	7260.13	704	646.48	8.90%
7	Garhwa	593	989.47	388	462.04	46.70%	64934	42154.99	12215	5691.37	13.50%	63977	20702.96	3250	2998.71	14.48%	6830	5564.55	567	472.50	8.49%
8	Giridih	819	1632.10	361	477.71	29.27%	75941	35125.52	21123	8905.49	25.35%	122333	42147.15	3448	2488.60	5.90%	15310	10339.09	1433	1010.66	9.78%
9	Godda	774	1431.67	224	352.12	24.60%	59051	30303.36	13371	6360.07	20.99%	43078	14270.88	1114	996.25	6.98%	8370	6784.90	1489	1147.06	16.91%
10	Gumla	531	967.09	317	471.76	48.78%	55784	25689.97	22774	8081.21	31.46%	12898	10814.06	1438	1345.26	12.44%	7167	3792.73	768	253.15	6.67%
11	Hazaribag	986	2622.06	459	1023.51	39.03%	84060	41576.70	17396	9239.52	22.22%	53814	26980.54	3434	3796.77	14.07%	12371	10661.39	1489	1263.99	11.86%
12	Jamtara	479	702.63	166	186.21	26.50%	46206	20107.67	9309	3209.10	15.96%	3859	3792.49	1470	1265.39	33.37%	4304	2906.51	775	490.92	16.89%
13	Khunti	386	703.18	120	149.86	21.31%	21054	8900.21	4884	1800.05	20.22%	6223	4907.32	775	653.88	13.32%	6238	4560.35	779	558.05	12.24%
14	Koderma	577	1326.96	129	274.84	20.71%	31527	15207.67	7258	3538.64	23.27%	34478	14682.80	1091	1119.32	7.62%	5384	4236.27	696	538.79	12.72%
15	Latehar	215	327.12	108	136.78	41.81%	28930	15567.72	7334	3076.75	19.76%	22872	6122.12	828	716.78	11.71%	7805	5590.84	923	670.14	11.99%
16	Lohardaga	527	774.58	266	349.80	45.16%	33674	17780.24	11634	5387.20	30.30%	4239	6957.19	758	793.12	11.40%	3985	2590.61	404	342.26	13.21%
17	Pakur	519	1014.05	158	317.85	31.34%	24309	12409.72	7354	3290.85	26.52%	50860	18706.48	574	660.09	3.53%	13522	10711.15	2553	1932.58	18.04%
18	Palamu	1123	2237.68	790	1288.46	57.58%	82594	50785.98	14150	6259.32	12.32%	74511	20792.82	2299	1742.56	8.38%	16806	12598.50	2372	1848.30	14.67%
19	Ramgarh	517	1023.82	246	338.98	33.11%	26451	11745.31	6323	3129.65	26.65%	46697	20326.37	2876	2733.54	13.45%	7240	5669.88	755	549.72	9.70%
20	Ranchi	1922	4343.28	1367	2858.75	65.82%	89136	45250.83	26839	10672.05	23.58%	74667	187057.84	8726	5405.32	2.89%	15853	18124.78	1073	1734.81	9.57%
21	Sahibganj	534	1307.78	142	218.02	16.67%	41830	25745.57	9415	5337.60	20.73%	43504	18656.90	1316	2247.29	12.05%	10882	8280.94	1797	1370.92	16.56%
22	Saraikela Khar	472	925.95	172	176.42	19.05%	47414	22845.91	5642	2431.96	10.65%	15751	11083.56	1275	1141.67	10.30%	8207	5032.17	769	170.13	3.38%
23	Simdega	304	558.67	166	238.07	42.61%	22309	9962.12	7421	3152.46	31.64%	2417	3028.84	597	628.20	20.74%	4909	2877.84	420	186.49	6.48%
24	West Singhbhu	513	1147.14	274	191.75	16.72%	60503	28660.80	8481	3690.52	12.88%	22023	8614.98	1693	873.11	10.13%	8359	10111.65	298	185.40	1.83%
	Grand Total	17186	36448.88	8113	13272.18	36.41%	1248484	613019.07	294471	125522.11	20.48%	989287	585863.94	62676	49963.81	8.53%	209967	167303.07	25252	19361.59	11.57%

Source: Bank

कार्यसूची सं	8
बैठक का दिनांक	04.06.2021
बैठक सं	75

8.1 सरकार प्रायोजित कार्यक्रम

प्रधान मंत्री रोजगार सृजन कार्यक्रम (PMEGP)

पीएमईजीपी के तहत आवेदनों के ई-ट्रैकिंग के लिए प्रस्तावित सेवाएँ अधिकांश बैंकों के द्वारा अपने बेवसाइट पर समाविष्ट कर ली गई हैं। इस प्रक्रिया के लिए KVIC के द्वारा सभी बैंकों को उनके द्वारा system number उपलब्ध कराने के पश्चात् User ID और Password दिये जाने का प्रावधान किया गया है। प्राप्त जानकारी के अनुसार बैंकों द्वारा PMEGP लोन की प्रक्रिया पोर्टल के माध्यम से ही की जा रही है। SLBC द्वारा PMEGP पोर्टल से ली गई जानकारी के अनुसार दिनांक 31.03.2021 तक की स्थिति इस प्रकार है:-

(राशि करोड़ में)

TARGET FOR 2020-21		Forwarded to Banks		Sanctioned by Banks		Rejected/ Returned for rectification		Pending	
No	MM involved	No	MM involved	No	MM involved	No	MM involved	No	MM involved
1863	55.89	11140	298.81	1755	44.78	7944	207.55	1513	42.66

(पोर्टल से प्राप्त रिपोर्ट के आधार पर दिनांक 31.03.2021 की स्थिति annexure-14 पर दर्शायी गई है) PMEGP का 2020-21 वित्तीय वर्ष का बैंकवार एवं ज़िलावार लक्ष्य एवं प्रगति Annexure 14(a) एवं 14 (b) में संलग्न है।

PMEGP के अंतर्गत काफी एप्लिकेशन बैंकों द्वारा रिजेक्ट किए जा रहे हैं जिसके कारणों की समीक्षा की जानी चाहिए। लंबित आवेदनों के निपटारे तथा पेंडिंग MARGIN MONEY क्लेम के संबंध में बैंकों को TAT के तहत मामलों का त्वरित निबटान करना चाहिए। PMEGP scheme की नयी Guidelines 06.05.2020 को issue की गयी है जिसमें विस्तृत रूप से PMEGP स्कीम के procedure को बताया गया है।

8.2 NULM & PMAY

शहरी विकास विभाग से प्राप्त NULM से संबंधित प्रगति प्रतिवेदन रिपोर्ट पृष्ठ संख्या- 73 में दर्शायी गई है।

SEP-Individual Loan Applications details as on 31.03.2021

Target for FY 2020-21	No. of applications forwarded to Bank	No. of applications sanctioned	No of applications disbursed	No of applications pending
1000	1080	758	752	322

SHG (NULM) report as on 31.03.2021

Target for FY 2020-21	No. of applications sanctioned	Achievement % against Target
306	249	81.37%

शहरी विकास विभाग से प्राप्त PMAY से सम्बंधित प्रगति प्रतिवेदन रिपोर्ट पृष्ठ संख्या-74 में दर्शायी गई है।

PMAY Report (31.03.2021)

(Amt. in Lakhs)

Source	Application submitted/received during the FY	No. of application sanctioned	Amt Sanctioned	No. of application rejected	No. of applications pending
Govt	2469	2469	52858.73	0	0
Banks	7672	7630	152664.29	41	1

**Bank wise Target-vis-achivement under DAY-NULM for FY 2020-21
(as per NULM MIS dated : 01-04-2020 to 31-3-2021)**

S.NO.	NAME OF BANK	SEP-Individual Loan Applications					SEP-SHG Bank linkage				
		TARGET FOR FY 20-21	No. of Applications at Bank (excluding RETURNED / REJECTED)	No. of Applications Sanctioned	No. of Applications Disbursed	No. of Applications Pending at bank	Acivement % against Target	TARGET FOR FY 20-21	No. of Applications Sanctioned	No. of Applications Disbursed	Achivement % against Target
3	AXIS BANK	22	3	1	1	2	4.55%	4	-	-	0.00%
4	BANDHAN BANK	-	3	3	3	-	0.00%	-	-	-	0.00%
5	BANK OF BARODA	71	84	75	75	9	105.63%	23	40	40	173.91%
6	BANK OF INDIA	160	268	263	263	5	164.38%	50	52	52	104.00%
7	BANK OF MAHARASHTRA	4	12	12	12	-	300.00%	4	-	-	0.00%
8	CANARA BANK	96	121	116	116	5	120.83%	30	53	53	176.67%
9	CENTRAL BANK OF INDIA	54	55	33	31	22	57.41%	15	8	8	53.33%
13	FEDERAL BANK	-	3	-	-	3	0.00%	-	-	-	0.00%
14	HDFC BANK LTD	17	7	5	5	2	29.41%	5	-	-	0.00%
16	IDBI BANK LTD	33	32	18	18	14	54.55%	6	6	6	100.00%
1	INDIAN BANK	71	42	24	24	18	33.80%	30	11	11	36.67%
18	INDIAN OVERSEAS BANK	28	19	15	15	4	53.57%	9	3	3	33.33%
20	JHARKHAND RAJYA GRAMIN BANK	52	59	29	29	30	55.77%	25	33	33	132.00%
10	JHARKHAND STATE COOPERATIVE BANK	12	1	-	-	1	0.00%	2	7	7	350.00%
24	PUNJAB AND SIND BANK	13	4	3	3	1	23.08%	3	-	-	0.00%
23	PUNJAB NATIONAL BANK	114	85	28	28	57	24.56%	31	7	7	22.58%
26	STATE BANK OF INDIA	140	164	27	25	137	17.86%	35	6	6	17.14%
28	UCO BANK	47	46	37	36	9	76.60%	11	18	18	163.64%
2	UNION BANK OF INDIA	66	72	69	68	3	103.03%	23	5	5	21.74%
	Grand Total	1,000	1,080	758	752	322	75.20%	306	249	249	81.37%

STATE LEVEL BANKERS' COMMITTEE, JHARKHAND
Convenor : Bank of India
REPORT OF PMAY-CLSS (Credit Linked Subsidy Scheme) STATUS AS ON 31.03.2021
(Since inception of the scheme)

Amt. in lacs

SL. NO.	DISTRICT	Report from the department of PMAY					Report from Banks				
		Applications received by the Branches through ULB (Urban Local Bodies)					No. of Applications Generated by the Branches it self & Considered under PMAY -CLSS				
		No. of Application received	No of Application Santioned	Sanctioned Amount	No. of Application rejected & returned to ULB	No. of Application Pending at Branches	No. of Application received	No of Application Santioned	Santioned Amount	No. of Application rejected & returned	No. of Application Pending at Branches
1	AXIS BANK	34	34	894.78	0	0	60	60	1543.74	0	0
2	BANDHAN BANK	3	3	38.90	0	0	13	13	19.49	0	0
3	BANK OF BARODA	86	86	1946.05	0	0	138	138	4946.56	0	0
4	BANK OF INDIA	30	30	580.65	0	0	370	370	2471.84	0	0
5	BANK OF MAHARASHTRA	9	9	135.49	0	0	1	0	0.00	0	1
6	CANARA BANK	380	380	7964.28	0	0	1000	1000	22105.88	0	0
7	CENTRAL BANK OF INDIA	43	43	830.93	0	0	281	281	7027.36	0	0
8	FEDRAL BANK	0	0	0.00	0	0	0	0	0.00	0	0
9	HDFC BANK	0	0	0.00	0	0	0	0	0.00	0	0
10	ICICI BANK	269	269	6296.16	0	0	60	60	944.44	0	0
11	IDBI BANK	236	236	4872.30	0	0	570	564	17292.04	6	0
12	INDIAN BANK	169	169	3755.75	0	0	361	361	5461.41	0	0
13	INDIAN OVERSEAS BANK	22	22	514.80	0	0	35	29	322.00	6	0
14	INDUSIND BANK	0	0	0.00	0	0	0	0	0.00	0	0
15	JAMMU & KASHMIR BANK	2	2	24.00	0	0	0	0	0.00	0	0
16	JHARKHAND RAJYA GRAMIN BANK	0	0	0.00	0	0	49	38	728.00	11	0
17	JHARKHAND STATE COOPERATIVE BANK	0	0	0.00	0	0	28	28	385.96	0	0
18	KARNATAKA BANK	2	2	46.00	0	0	1	1	26.00	0	0
19	KARUR VASYA BANK	3	3	45.00	0	0	0	0	0.00	0	0
20	KOTAK MAHENDRA BANK	0	0	0.00	0	0	0	0	0.00	0	0
21	LAXMI VILASH BANK	0	0	0.00	0	0	0	0	0.00	0	0
22	PUNJAB & SINDH BANK	1	1	10.00	0	0	50	50	1001.96	0	0
23	PUNJAB NATIONAL BANK	284	284	5991.43	0	0	502	485	11543.00	17	0
24	SOUTH INDIAN BANK	5	5	116.85	0	0	6	5	113.50	1	0
25	STATE BANK OF INDIA	826	826	17588.50	0	0	4050	4050	74908.00	0	0
26	UCO BANK	8	8	157.85	0	0	40	40	836.27	0	0
27	UJJIVAN SMALL FINANCE BANK	1	1	13.00	0	0	0	0	0.00	0	0
28	UNION BANK OF INDIA	55	55	1026.01	0	0	57	57	986.84	0	0
29	UTAKARSH BANK	1	1	10.00	0	0	0	0	0.00	0	0
30	YES BANK	0	0	0.00	0	0	0	0	0.00	0	0
Grand Total		2469	2469	52858.73	0	0	7672	7630	152664.29	41	1

कार्यसूची संख्या	9
बैठक की तारीख	04.06.2021
बैठक संख्या	75

RSETI & FLCC का परिचालन

झारखंड राज्य में आरसेटी की वर्तमान स्थिति निम्नांकित है : (as of 31.03.2021)

झारखण्ड राज्य के 24 जिलों में निम्नलिखित सूची के अनुसार , विभिन्न बैंको के द्वारा 24 आरसेटी और 1 रुडसेटी संचालित किया जा रहा हैं।

➤ बैंक ऑफ इंडिया	-	12 जिले
➤ स्टेट बैंक ऑफ इंडिया	-	08 जिले
➤ इंडियन बैंक	-	03 जिले
➤ पंजाब नेशनल बैंक	-	01 जिले
➤ कुल	-	24 जिले
➤ रुडसेटी (रांची जिले की सिल्ली में केनरा एवं सिंडिकेट बैंक द्वारा संचालित)	-	01 जिला

AFY 2020-21 का वार्षिक लक्ष्य :

प्रशिक्षण कार्यक्रमों की संख्या	-465	प्रशिक्षनार्थियों की संख्या	11640
उपलब्धि: प्रशिक्षण कार्यक्रमों की संख्या	- 412	प्रशिक्षनार्थियों की संख्या	11532
(विभिन्न RSETIs से प्राप्त रिपोर्ट- पृष्ठ संख्या-76)			

RSETI भवन निर्माण की अद्यतन स्थिति

कार्य सम्पूर्ण/ नये भवन में RSETI का संचालन	- 12
भवन निर्माण कार्य लगभग सम्पूर्ण	- 02 (जामताड़ा,देवघर)
भवन निर्माण कार्य प्रगति पर	- 10
भवन निर्माण से संबंधित कोई भी कार्य प्रारंभ होना बाकी	- 01
❖ रामगढ़ RSETI को BOI को हस्तांतरण के संबंध में MoRD द्वारा स्वीकृति दी जा चुकी है। बैंक ऑफ इंडिया द्वारा बताया गया है कि जमीन हस्तांतरण की प्रक्रिया CO कार्यालय, रामगढ़ में लंबित है।	
❖ एसबीआई द्वारा प्रायोजित 02 RSETI का निर्माण कार्य लगभग पूर्ण है अभी भी 06 RSETIs का निर्माण कार्य अपूर्ण है।	

RSETI प्रशिक्षार्थियों की बैंकों से वित्तीय संबन्धता (CREDIT LINKAGE) की स्थिति :-

AFY 2019-20 के दौरान		AFY 2020-21 के दौरान	
कुल प्रशिक्षनार्थी	Credit Linked	कुल प्रशिक्षनार्थी	Credit Linked
15,887	7,309	11532	2644

(विभिन्न RSETIs से प्राप्त रिपोर्ट- पृष्ठ संख्या-79 एवं 80 पर उपलब्ध है)

STATE LEVEL BANKERS' COMMITTEE, JHARKHAND

CONVENOR : BANK OF INDIA

Report of Training Programme Conducted by the RSETIEs (Report as on 31.03.2021)

Performance for the Financial Year 2020-21 (up to the end of March, 2021)			AAP Target FY 2020-21		Performance during the Financial Year 2020-21 (up to the end of March, 2021)			
SL No.	Name of the RSETI	Sponsoring Bank	Revised Number of Training Programmes to be	Revised Number of Trainees to be Trained	Number of Training Programmes Conducted	% of Achievement to Target for No. of Training Program	Number of Trainees Trained	% of Achievement to Target for No. of Trainees Trained
1	BOKARO	BANK OF INDIA	21	650	22	104.76%	720	110.77%
2	CHATRA	BANK OF INDIA	20	500	15	75.00%	498	99.60%
3	DHANBAD	BANK OF INDIA	20	450	16	80.00%	468	104.00%
4	EAST-SINGHBHUM	BANK OF INDIA	20	550	23	115.00%	557	101.27%
5	GIRIDIH	BANK OF INDIA	20	450	13	65.00%	406	90.22%
6	GUMLA	BANK OF INDIA	10	200	10	100.00%	240	120.00%
7	KHUNTI	BANK OF INDIA	20	450	18	90.00%	338	75.11%
8	KODERMA	BANK OF INDIA	22	500	17	77.27%	517	103.40%
9	LOHARDAGA	BANK OF INDIA	24	720	17	70.83%	517	71.81%
10	SIMDEGA	BANK OF INDIA	20	450	19	95.00%	456	101.33%
11	WEST-SINGHBHUM	BANK OF INDIA	25	750	25	100.00%	758	101.07%
12	DUMKA	INDIAN BANK	20	450	16	80.00%	471	104.67%
13	GODDA	INDIAN BANK	15	350	11	73.33%	249	71.14%
14	HAZARIBAG	INDIAN BANK	22	575	20	90.91%	577	100.35%
15	RAMGARH	BANK OF INDIA	10	300	9	90.00%	303	101.00%
16	SARAIKELA	PUNJAB NATIONAL BANK	20	450	16	80.00%	449	99.78%
17	RANCHI	RUDSETI, CANARA BANK	21	600	23	109.52%	634	105.67%
18	DEOGHAR	STATE BANK OF INDIA	20	400	14	70.00%	396	99.00%
19	GARHWA	STATE BANK OF INDIA	12	375	14	116.67%	380	101.33%
20	JAMTARA	STATE BANK OF INDIA	16	330	12	75.00%	342	103.64%
21	LATEHAR	STATE BANK OF INDIA	18	500	17	94.44%	479	95.80%
22	PAKUR	STATE BANK OF INDIA	14	340	14	100.00%	368	108.24%
23	PALAMU	STATE BANK OF INDIA	22	600	22	100.00%	636	106.00%
24	RANCHI	STATE BANK OF INDIA	18	400	18	100.00%	436	109.00%
25	SAHEBGANJ	STATE BANK OF INDIA	15	300	11	73.33%	337	112.33%
	TOTAL		465	11640	412	88.60%	11532	99.07%

Source : RSETI

STATE LEVEL BANKERS' COMMITTEE, JHARKHAND

CONVENER : BANK OF INDIA

STATUS (as on : 31.03.2021) OF RSETI BUILDING CONSTRUCTION

DISTRICT	BANK	STATUS OF BUILDING CONSTRUCTION		EXPECTED DATE OF		REMARKS
		COMPLETE	PRESENT STATUS	COMPLETION	INAUGURATION	
		(YES/ NO)	(FOR INCOMPLETE BUILDING)	OF RSETI BUILDING CONSTRUCTION	OF COMPLETE RSETI BUILDING	
BOKARO	BANK OF INDIA	YES	NA	NA	NA	Functioning in own building.
CHATRA	BANK OF INDIA	YES	NA	NA	NA	Functioning in own building.
DHANBAD	BANK OF INDIA	YES	NA	NA	NA	Functioning in own building.
EAST SINGHBHUM	BANK OF INDIA	YES	NA	NA	NA	Functioning in own building.
GIRIDIH	BANK OF INDIA	YES	NA	NA	NA	Functioning in own building.
GUMLA	BANK OF INDIA	YES	NA	NA	NA	Functioning in own building.
KHUNTI	BANK OF INDIA	YES	NA	NA	NA	Functioning in own building.
KODERMA	BANK OF INDIA	YES	NA	NA	NA	Functioning in own building.
LOHARDAGA	BANK OF INDIA	NO	The contractor has stopped the work complete	NA	NA	Construction work pending since Sept. 2017. The contractor has stopped the work completely.
RAMGARH	BANK OF INDIA	NO	Lease deed signed by competent authority of the Government of Jharkhand (Circle Officer ,Ramgarh) and Bank Of India (LDM,Ramgarh) and document of lease deed submitted to registrar office .	NA	NA	Proposed land is freeze (not in a condition to transfer) we requested to competent authority to unfreeze the land .
SIMDEGA	BANK OF INDIA	YES	NA	NA	NA	Functioning in own building.
WEST SINGHBHUM	BANK OF INDIA	YES	NA	NA	NA	Functioning in own building.
DUMKA	INDIAN BANK	NO	Tiles and electric work is done. Colour work is progress.	31.07.2021	31.07.2021	
GODDA	INDIAN BANK	NO	Plastering of walls (In Side out side) and tiling of floor is completed Electrical work is going on plumbing work and paint is incomplete.	July (2021)	July (2021)	Work is under process.
HAZARIBAG	INDIAN BANK	YES	NA	NA	NA	Functioning in own building.
SARAIKELA	PUNJAB NATIONAL BANK	YES	NA	NA	NA	Functioning in own building.

RANCHI	RUDSETI (Canara Bank)	YES	Civil construction work is complete. Appling for electric connection for new building and installastion of new transformer is pending.	Completed	approx 2 month	Functioning GOVT. Building
DEOGHAR	STATE BANK OF INDIA	YES	NA	NA	NA	Functioning in own building.
GARHWA	STATE BANK OF INDIA	NO	Admin Block:- Mumnty brick work completed slab casting to be done. GF Plastering work in progress. Director Block :- FF Brick work done upto roof level. Slab centering work in progress. Dormitory :- Ground floor brick work doen till tie beam.	30.09.2021	NA	Construction work is under process.
JAMTARA	STATE BANK OF INDIA	No	Undernoted works yet to be done.: 01. Electrical wiring, santitation fittings and plumber works etc not completed. 02. Making of septic tank. 03. Leveling of passage between the blocks. 04. Electrical main switch panel etc. 05. Wash Basin. 06. Approach Road. 07. White washing etc. 08. Door and Windows fitting. 09. Area Development work not done.	1-Sep-2021	Sep-21	Construction work is under process.
LATEHAR	STATE BANK OF INDIA	NO	Status of Admin Block • Slab Casting done up to ground and first floor • Plastering work done upto ground and first floor. • Door and window frame fixed upto ground not completed • Wiring work done upto ground and first floor both. • Plumbing work done upto ground and first floor. • Window fixed in frame not completed Status of Dormitory Block • Slab casting done upto ground and first floor • Plastering work done upto ground and first floor. • Door and window frame got fixed upto ground and first floor. not completed • Grill got fixed in windows not completed • Wiring work done upto ground and first floor. • Kota stone fixed in ground floor not completed.	30.06.2021	NA	Construction work is under process.
PAKUR	STATE BANK OF INDIA	NO	All block work has been completed. Flooring & wooden work not done.	Will be decided by the Head office	NA	Construction work is under process.
PALAMU	STATE BANK OF INDIA	NO	Work completed of director residence. Plaster	30.06.2021	NA	Construction work of RSETI Building is under construction
RANCHI	STATE BANK OF INDIA	NO	INCOMPLETE	Dec-21	Dec-21	Door Frame , Grills are being fitted. Plaster work being done. Plumber work is going on but need speedy work.
SAHIBGANJ	STATE BANK OF INDIA	No	Admin Block:- Plaster work completed. Window frame work is completed. Plumbing work is in progress. Director Block :- Plaster work completed and Plumbing in progress. Dormitory :- Shuttering work in progress.	30.09.2021	NA	Construction work is under process.

Source :- RSETI

State Level Bankers' Committee, Jharkhand
Convenor: Bank of India
CREDIT LINKAGE OF RSETI TRAINEES

Sl No.	Name of Bank	PERFORMANCE UP TO 31.03.2020					PERFORMANCE DURING FY 2020-21 (from 01.04.2020 to 31.03.2021)																	
		NO. OF APPLICATIONS					NO. OF APPLICATIONS														% Achievement for 2020-21 Application Sanctioned	Total Amount of loan sanctioned during Current FY (2020-21)	No. of Applications Rejected	No. of Applications Pending with Banks
		Sent to Banks by RSETI	Sanctioned by Banks	Amount of loan sanctioned	Returned by Banks	Pending with Banks	Application generated and submitted for Credit										No. of Applications Sanctioned							
							RSETI Generated Candidate	MUDRA Portal	NRLM Candidate	PMEGP Candidate	Other Candidate	Total Applications	RSETI Generated Candidate	MUDRA Portal	NRLM Candidate	PMEGP Candidate	Other Candidate	last year pending Applications	Total Sanctioned					
					From 01.04.2020 to 31.03.2021							From 01.04.2020 to 31.03.2021								(Rs in Thousand)				
A	B	C	D	E	F	G	H	I	J	K	L	M	N	O	P	Q	R	S	T	U	V	W	X	
1	AXIS BANK	30	2	30.00	3	25	2	-	-	-	-	2	-	-	-	-	-	-	0%	-	11	16		
2	BANDHAN BANK	47	46	2,723.00	1	-	1	-	-	-	-	1	1	-	-	-	-	-	100%	400.00	-	-		
3	BANK OF BARODA	545	353	44,333.43	91	101	47	-	27	12	-	86	11	-	27	14	-	52	60%	32,153.00	41	94		
4	BANK OF INDIA	6,827	3,616	174,081.80	1,205	2,006	786	24	493	49	-	1,352	392	13	479	49	-	953	70%	105,496.40	1,375	1,030		
5	BANK OF MAHARASHTRA	112	76	550.00	34	2	61	-	3	9	-	73	17	-	3	9	-	38	52%	10,412.00	5	32		
6	CANARA BANK	822	342	172,046.50	313	167	63	1	16	3	-	83	25	-	8	4	-	67	81%	31,062.00	83	100		
7	CENTRAL B. OF INDIA	444	230	30,519.06	87	127	53	-	77	5	-	135	5	-	76	5	-	86	64%	4,599.00	63	113		
8	FEDERAL BANK	-	-	-	-	-	-	-	-	-	-	-	-	-	-	-	-	-	0%	-	-	-		
9	HDFC BANK	3	-	80.00	2	1	2	-	-	-	-	2	-	-	-	-	-	-	0%	-	-	3		
10	ICICIBANK	1	-	-	-	1	-	-	-	-	-	-	-	-	-	-	-	-	0%	-	-	1		
11	IDBI BANK	1,103	617	9,905.00	453	33	7	-	52	2	-	61	-	-	52	2	-	54	89%	972.75	17	23		
12	INDIAN BANK	1,325	812	62,635.00	326	187	97	19	18	59	-	193	44	12	8	56	-	120	62%	116,686.55	133	127		
13	INDUS IND BANK	5	1	-	4	-	3	-	-	-	-	3	-	-	-	-	-	-	0%	705.00	1	2		
14	IOB	265	94	42,824.00	113	58	30	-	-	1	-	31	17	-	-	1	-	18	58%	264.00	29	42		
15	J & K BANK LTD	-	-	-	-	-	-	-	-	-	-	-	-	-	-	-	-	-	#DIV/0!	1,970.00	-	-		
16	JH. RAJYA GRAMIN BANK	2,869	1,717	91,138.50	414	738	311	5	234	3	2	555	118	1	216	3	-	345	62%	15,302.00	388	560		
17	JH. STATE CO-OPERATIVE BAN	124	100	380.00	21	3	49	-	16	1	-	66	27	-	16	1	-	45	68%	2,630.00	13	11		
18	KARNATAKA B. LTD.	-	-	-	-	-	-	-	-	-	-	-	-	-	-	-	-	-	0%	-	-	-		
19	KARUR VYASIA	-	-	-	-	-	-	-	-	-	-	-	-	-	-	-	-	-	0%	-	-	-		
20	KOTAK MAHINRA	-	-	-	-	-	-	-	-	-	-	-	-	-	-	-	-	-	0%	-	-	-		
21	LAXMI VILAS BANK	-	-	-	-	-	-	-	-	-	-	-	-	-	-	-	-	-	0%	-	-	-		
22	PNB	987	448	44,582.00	308	231	142	4	77	30	1	254	31	1	76	29	1	144	57%	51,744.81	114	227		
23	PSB	18	13	500.00	2	3	1	-	-	3	-	4	-	-	-	3	-	3	75%	2,710.00	-	4		
24	SBI	3,323	1,922	114,333.03	582	819	699	13	348	40	-	1,100	293	3	280	40	-	633	58%	26,902.14	532	754		
25	SOUTH INDIAN BANK	-	-	-	-	-	-	-	-	-	-	-	-	-	-	-	-	-	0%	-	-	-		
26	UCO BANK	306	157	5,029.50	23	126	54	1	-	3	-	58	13	-	-	3	-	19	33%	4,115.00	115	50		
27	UNION BANK OF INDIA	562	246	28,832.00	170	146	110	5	16	6	-	137	41	3	16	6	-	66	48%	6,749.00	91	126		
28	YES BANK	19	-	-	-	19	10	-	-	-	-	10	-	-	-	-	-	-	0%	-	11	18		
	TOTAL	19,737	10,792	824,522.82	4152	4,793	2,528	72	1,377	226	3	4,206	1,035	33	1,257	225	1	93	63%	414,873.65	3,022	3,333		

Source : RSETI

State Level Bankers' Committee, Jharkhand
Convenor: Bank of India
CREDIT LINKAGE OF RSETI TRAINEES

Sl No	Name of District	PERFORMANCE UP TO 31.03.2020					PERFORMANCE DURING FY 2020-21 (from 01.04.2020 to 31.03.2021)																
		NO. OF APPLICATIONS					NO. OF APPLICATIONS												% Achievement for 2020-21 Application Sanctioned	Total Amount of loan sanctioned during Current FY (2020-21)	No. of Application Rejected	No. of Applications Pending with Banks	
		Sent to Banks by RSETI	Sanctioned by Banks	Amount of loan sanctioned	Returned by Banks	Pending with Banks	No. of Application generated and submitted for Credit Linkage					No. of Applications Sanctioned											
							RSETI Generated Candidate	MUDRA Portal	NRLM Candidate	PMEGP Candidate	Other Candidate	Total Applications	RSETI Generated Candidate	MUDRA Portal	NRLM Candidate	PMEGP Candidate	Other Candidate	Last year pending Applications					Total Sanctioned
		(Rs in Thousand)	(as on 31.3.2020)		From 01.04.2020 to 31.03.2021							From 01.04.2020 to 31.03.2021							(Rs in Thousand)				
A	B	C	D	E	F	G	H	I	J	K	L	M	N	O	P	Q	R	S	T	U	V	W	X
1	BOKARO	2,477	886	8,267.00	192	1,399	426	-	-	-	-	426	268	-	-	-	-	-	268	63%	6,632.00	1,493	64
2	CHATRA	1,539	1,124	2,270.00	189	226	150	-	-	-	-	150	50	-	-	-	-	-	50	33%	500.00	287	39
3	DEOGHAR	537	432	22,329.90	33	72	270	28	88	10	-	396	140	7	28	10	-	12	197	50%	9,875.00	104	167
4	DHANBAD	891	442	31,844.50	82	367	-	27	171	55	-	253	-	15	171	55	-	-	241	95%	1,15,072.35	305	74
5	DUMKA	382	342	756.50	4	36	49	17	358	37	3	464	34	11	320	34	1	5	405	87%	3,261.00	-	95
6	EAST- SINGHBHUM	753	301	66,504.43	29	423	77	-	-	10	-	87	7	-	-	10	-	22	39	45%	12,532.00	3	468
7	GARHWA	238	19	2,006.69	-	219	133	-	-	-	-	133	-	-	-	-	-	-	-	0%	-	219	133
8	GIRIDIH	1,222	408	12,795.00	592	222	13	-	57	-	-	70	1	-	57	-	-	3	61	87%	630.00	82	149
9	GODDA	714	452	39,701.00	262	-	140	-	-	-	-	140	117	-	-	-	-	-	117	84%	1,170.00	23	-
10	GUMLA	448	74	3,265.00	44	330	28	-	-	-	-	28	1	-	-	-	-	8	9	32%	530.00	-	349
11	HAZARIBAGH	4,660	3,297	-	1,363	-	-	-	38	-	-	38	-	-	38	-	-	-	38	100%	3,565.00	-	-
12	JAMTARA	295	213	77,725.00	23	59	77	-	-	-	-	77	-	-	-	-	-	-	-	0%	-	90	46
13	KHUNTI	369	280	19,842.00	26	63	49	-	72	42	-	163	16	-	65	42	-	-	123	75%	27,151.00	30	73
14	KODERMA	272	33	2,128.80	182	57	145	-	-	-	-	145	3	-	-	-	-	-	3	2%	150.00	7	192
15	LATEHAR	98	3	75.00	-	95	33	-	-	-	-	33	14	-	-	-	-	1	15	45%	725.00	11	102
16	LOHARDAGA	429	106	1,860.00	17	306	86	-	-	-	-	86	6	-	-	-	-	8	14	16%	400.00	202	176
17	PAKUR	768	683	7,561.00	59	26	44	-	221	62	-	327	-	-	206	62	-	-	268	82%	70,187.30	19	66
18	PALAMU	271	67	2,540.00	148	56	120	-	-	-	-	120	13	-	-	-	-	-	13	11%	650.00	-	163
19	RAMGARH	-	-	-	-	-	21	-	-	-	-	21	-	-	-	-	-	-	-	0%	-	-	21
20	RANCHI	317	-	-	12	305	58	-	-	-	-	58	-	-	-	-	-	-	-	0%	-	125	238
21	RUDSETI RANCHI	233	196	1,658.00	-	37	44	-	95	-	-	139	41	-	95	-	-	34	170	122%	2,495.00	-	6
22	SAHEBGANJ	500	450	13,630.00	35	15	252	-	88	3	-	343	187	-	88	-	-	-	275	80%	2,000.00	10	73
23	SERAIKELA KHARSAWAN	226	173	28,479.00	-	53	44	-	85	7	-	136	9	-	85	7	-	-	101	74%	61,167.00	-	88
24	SIMDEGA	181	29	1,450.00	13	139	27	-	104	-	-	131	2	-	104	-	-	-	106	81%	1,506.00	12	152
25	WEST- SINGHBHUM	1,917	782	4,77,834.00	847	288	242	-	-	-	-	242	126	-	-	5	-	-	131	54%	94,675.00	-	399
	TOTAL	19,737	10,792	8,24,522.82	4,152	4,793	2,528	72	1,377	226	3	4,206	1,035	33	1,257	225	1	93	2,644	63%	4,14,873.65	3,022	3,333

Source : RSETI

वित्तीय साक्षरता एवं ऋण परामर्श केंद्र (FLCCs) का संचालन

वर्तमान में 24 वित्तीय साक्षरता एवं ऋण परामर्श केंद्र (FLCCs) झारखंड के राज्य में परिचालन कर रहे हैं :

बैंक का नाम	बैंक वित्तीय साक्षरता केन्द्र परिचालन (जिला स्तर पर)	संख्या
बीओआई	रांची, गुमला, लोहरदगा, सिंहभूम (पश्चिम), सिंहभूम (पूर्वी), गिरिडीह, धनबाद, कोडरमा, हजारीबाग, रामगढ़, बोकारो, चतरा, खूंटी, सराइकेला, सिमडेगा	15
एसबीआई	देवघर, पाकुर, साहिबगंज, जामताड़ा, गढ़वा, लातेहर, पलामू	7
इंडियन बैंक	दुमका व गोड्डा	2

उपरोक्त बैंको के अलावा निम्नलिखित ग्रामीण बैंको के शाखाओं द्वारा भी वित्तीय साक्षरता केन्द्र का सञ्चालन किया जाता है।

- ❖ झारखण्ड राज्य ग्रामीण बैंक - 24 केन्द्र
- ❖ Central Financial Literacy Center- 15 केंद्र
- ❖ इसके अलावे झारखण्ड राज्य सहकारी बैंक भी 15 वित्तीय साक्षरता केंद्र का संचालन कर रही है।

दिसम्बर- मार्च 2021 तिमाही के दौरान आयोजित वित्तीय साक्षरता शिविर

तिमाही में आयोजित वित्तीय साक्षरता शिविर की संख्या	
वित्तीय साक्षरता केंद्र द्वारा	2390
ग्रामीण शाखाओं द्वारा	3086
कुल	5476

{रिपोर्ट-पृष्ठ संख्या- 82 से 83 पर उपलब्ध है }

सभी वित्तीय साक्षरता एवं ऋण परामर्श केंद्र (FLCCs) जो झारखंड राज्य में परिचालन कर रहे हैं उनकी विस्तृत जानकारी पृष्ठ संख्या-84 पर उपलब्ध है।

RBI - REPORT

QUARTERLY REPORT ON CONDUCT OF CAMPS BY FLCC OF SPONSORED BANKS

State	JHARKHAND
Quarter ended	Mar-21
Year	2020-21

BANK	No of rural branches in district	No of camps conducted during the quarter	District	No of rural branches in district	No of camps conducted during the quarter
BANK OF INDIA	310	711	BOKARO	56	147
INDIAN BANK	77	282	CHATRA	34	80
JHARKHAND STATE COOPERATIVE BANK	0	0	DEOGHAR	53	104
JHARKHAND RAJYA GRAMIN BANK	390	871	DHANBAD	49	179
STATE BANK OF INDIA	304	526	DUMKA	69	149
TOTAL	1081	2390	EAST-SINGHBHUM	66	159
			GARHWA	32	68
			GIRIDIH	83	197
			GODDA	67	132
			GUMLA	33	93
			HAZARIBAGH	67	127
			JAMTARA	38	53
			KHUNTI	21	60
			KODERMA	26	67
			LATEHAR	20	37
			LOHARDAGA	19	51
			PAKUR	34	52
			PALAMOU	58	102
			RAMGARH	26	69
			RANCHI	62	129
			SAHEBGANJ	40	55
			SARAIKELA	49	120
			SIMDEGA	25	48
			WEST-SINGHBHUM	54	112
			TOTAL	1081	2390

REPORTING SOURCE : BANKS



Annexure III**QUARTERLY REPORT ON CONDUCT OF CAMPS BY RURAL BRANCHES OF BANKS**

State	JHARKHAND
Quarter ended	Mar-21
Year	2020-21

District	No of rural branches in district	No of camps conducted during the quarter
BOKARO	81	180
CHATRA	40	93
DEOGHAR	72	119
DHANBAD	81	213
DUMKA	80	156
EAST-SINGHBHUM	92	238
GARHWA	41	88
GIRIDIH	116	226
GODDA	79	141
GUMLA	61	111
HAZARIBAGH	79	163
JAMTARA	43	56
KHUNTI	30	66
KODERMA	30	80
LATEHAR	23	56
LOHARDAGA	22	51
PAKUR	37	54
PALAMOU	75	144
RAMGARH	55	147
RANCHI	137	286
SAHEBGANJ	47	63
SARAIKELA	79	153
SIMDEGA	34	49
WEST-SINGHBHUM	79	153
TOTAL	1513	3086

REPORTING SOURCE : BANKS

INFORMATION AS ON 31.03.2021

District	FLC Code*	Sponsor Bank	Location (M, U, SU & R)	Premises (Bank branch, LDM office, RSETI, Independent)	Whether Run by Trust or run directly by sponsor bank	Name(s) of FL Counsellor(s)	Contact No(s)	Email
DUMKA	04101	INDIAN	SU	LDM office	Run by Trust	ANUP KUMAR	8969584237, 7903754019	ldmgodda@gmail.com
GODDA	04201	INDIAN	SU	LDM Office	By Trust	Sudhir Kumar	7979750953	sudhirk356@gmail.com
GIRIDIH	05601	BOI	R					
BOKARO	03502	BOI	R					
DHANBAD	08201	BOI	U	LDM Office	Sponsor Bank	B.G.GHOSH	7979094477/9932558800	bghosh1980@gmail.com
HAZARIBAGH	08401	BOI	U	Zonal Office	Sponsor Bank	Nageshwar Rana	9576688411/7909053806	FLC.Hazaribagh@bankofindia.co.in
CHATRA	06101	BOI	SU	LDM office	Sponsor Bank	M.K. DAS	7004741219/9431185693	FLC.Chatra@bankofindia.co.in
KODERMA	07301	BOI	R	RSETI, Koderma	Sponsor Bank	SUDHIR SHARMA	9431320308	FLC.Koderma@bankofindia.co.in
RAMGARH	29701	BOI	U	LDM Ramgarh	Sponsor Bank	D.K. DAS	9431531401	FLC.Ramgarh@bankofindia.co.in
EAST SINGHBHUM	03601	BOI	SU	Independent	Sponsor Bank	Vacant (Man Govind Tudu resigned)	0657-2280332	LDM.Eastsinghbhum@bankofindia.co.in
SARAKELA	10601	BOI	SU	Independent	Sponsor Bank	Nogra Samad	7909016767	LdmSeraikela-Kharsawan.Jamshedpur@ban
WEST-SINGHBHUM	08801	BOI	SU	Independent	Sponsor Bank	Vacant (JAI RAM BARI retired on 31st January 2020) Recruitment Pr		LDM.Westsinghbhum@bankofindia.co.in
KHUNTI	29801	BOI	SU	LDM Office	Sponsor Bank	Bikram Nayak	99391 55613	bikram.nayak @bankofindia.co.in
SIMDEGA	10801	BOI	SU	LDMO	Sponsor Bank	BIWEKA NAND BHAGAT	9431353397, 9693744190	Biwekanand@yahoo.com
GUMLA	04301	BOI	SU	LDM Office	Sponsor Bank	Pradip Kumar Singh Deo	9470124991	
LOHARDAGA	04401	BOI	U	RSETI	Sponsor Bank	Ashok Kumar	9340461677	prasadashok885@gmail.com
RANCHI	08701	BOI	SU	Independent	Sponsor Bank	FLCCs last appointed not joined		FLC.ranchi@bankofindia.co.in
BOKARO	03501	JRGB	SU	Bank Branch	Sponsor Bank	Mr RAJESH KUMAR	8986698190	rajeshkr040292@gmail.com
CHATRA	06102	JRGB	SU	Bank Branch	Sponsor Bank	Ms RAKHI BALA SINHA	8873202863	rakhishinha@gmail.com
DHANBAD	08202	JRGB	SU	Bank Branch	Sponsor Bank	Ms LOVELY KUMARI PANDIT	62052875208789993451	lovelypanit54@gmail.com
EAST SINGHBHUM	03602	JRGB	R	Bank Branch	Sponsor Bank	Ms RASHMI NAMATA	6203503454	jgbmango059@gmail.com
GIRIDIH	05602	JRGB	SU	Bank Branch	Sponsor Bank	Ms SUCHITA VERMA	9304340932	suchitaverma3345@gmail.com
GUMLA	04302	JRGB	SU	Bank Branch	Sponsor bank	RINKY DEVI	9199492501	br.0393@jrgb.in
HAZARIBAGH	08402	JRGB	SU	Bank Branch	Sponsor Bank	MR. ABRESH PRASAD	6200812094	abresh2112@gmail.com
KHUNTI	29802	JRGB	SU	Bank Branch	Sponsor Bank	MS BIRANI TUTI	8789539242	biranituti174@gmail.com
KODERMA	07302	JRGB	SU	Bank Branch	Sponsor Bank	MS MANISHA PANDEY	9693260715	manishachoubey0715@gmail.com
LOHARDAGA	04402	JRGB	SU	Bank Branch	Sponsor bank	Mr ANIL KUMAR	9386250110	anilaarav6@gmail.com
RAMGARH	29702	JRGB	SU	Bank Branch	Sponsor Bank	Mr SURESH KR MEHTA	9661478206	sureshmehta226@gmail.com
RANCHI	08702	JRGB	R	Bank Branch	Sponsor Bank	Mr RAJESH KR SINHA	9431768341	Rajesh22.sinha@gmail.com
SARAKELA	10602	JRGB	R	Bank Branch	Sponsor Bank	Ms KESHOWATI MAHATO	62076431648271311988	keshowati@gmail.com
SIMDEGA	10802	JRGB	SU	Bank Branch	Sponsor bank	Mr YUGAL KISHORE MISHRA	7903140422	jugalkmishra@gmail.com
WEST-SINGHBHUM	08802	JRGB	R	Bank Branch	Sponsor Bank	MS. SUNITA SUNDI	9608463850	sumitrasundi2017@gmail.com
DEOGHAR	04002	JRGB	SU	Bank Branch	Sponsor Bank	Ms BEENA KUMARI	8603785397	nawavermasvm@gmail.com
DUMKA	04102	JRGB	SU	Bank Branch	Sponsor Bank	Mr JITENDRA KUMAR CHAURASI	9470638705	fcdumka111@gmail.com
GARHWA	03802	JRGB	SU	Bank Branch	Sponsor Bank	Mr RAJEEV KUMR DUBEY	76771822388434216609	dubeykumarrajeev007@gmail.com
GODDA	04202	JRGB	SU	R.O Office Godda	Sponsor Bank	Mr ANUJ KUMAR	9934517075	anujthakur.sm@gmail.com
JAMTARA	10502	JRGB	SU	Bank Branch	Sponsor Bank	Mr PRASHANT KUMAR	9934785403	kabul.prashant@gmail.com
LAT EHAR	10402	JRGB	SU	Bank Branch	Sponsor Bank	Mr AMIT KUMAR	80512059338789455464	amitagrawal4ual@gmail.com
PAKUR	06902	JRGB	SU	Bank Branch	Sponsor Bank	Mr NAVEEN KUMAR THAKUR	7488081918	naveenchikku1991@gmail.com
PALAMOU	08602	JRGB	SU	R.O Office, DALTON	Sponsor Bank	Mr KAMLESH KR. MISHRA	9334430004	kamales.mishra@gmail.com
SAHEBGANJ	03902	JRGB	SU	Bank Branch	Sponsor Bank	Mr HARSH KUMAR CHAURASIA	7277756508	ficsbg@gmail.com
RANCHI	087 C 01	JSCB	U	Bank branch	Sponsor bank	Sri Lokesh Nath Tiwary	9162436204	haliajscb@gmail.com
BOKARO	035 C 01	JSCB	SU	Bank branch	Sponsor bank	Sri Amit kumar	9804453340	jscbbokaro1@gmail.com
EAST SINGHBHUM	036 C 01	JSCB	U	Bank branch	Sponsor bank	Sri Sunil Kumar Ram	9234264447	bmjscbjsr@gmail.com
EAST SINGHBHUM	036 C 02	JSCB	R	Bank branch	Sponsor bank	Sri Amit Singh	8757481423	musabanibr@sdccb.com
SERAKELA	106 C 01	JSCB	R	Bank Branch	Sponsor bank	Sri Anand jarika	9939352251	anand.jarika@gmail.com
WEST SINGHBHUM	088 C 01	JSCB	R	Bank branch	Sponsor bank	Sri Syam Baskey	9199868612	Jscbgamharia1040@gmail.com
DEOGHAR	04001	SBI	SU	C/O LDM OFFICE, DE	State Bank of India	SRI B.B. TIWARY	9471190806	BBTIWARY53@GMAIL.COM
GARHWA	03801	SBI	SU	C/O LDM OFFICE, GA	State Bank of India	SRI AK.SINHA	9570017973	amrendra.vgb@gmail.com
JAMTARA	10501	SBI	SU	C/O LDM OFFICE, JAM	State Bank of India	Sukumar Roy	9006982560	flcjamtara@gmail.com
LAT EHAR	10401	SBI	SU	C/O LDM OFFICE, LA	State Bank of India	SHRI S.K.JORIHAR	8873140690	satisjorihar@gmail.com
PAKUR	06901	SBI	SU	C/O LDM OFFICE, PAK	State Bank of India	Arunnath Tiwari	9135187406	flcpakur@gmail.com
PALAMOU	08601	SBI	SU	C/O LDM OFFICE, PAL	State Bank of India	Shri Pramod Sinha	9798133505	pramod6065@gmail.com
SAHEBGANJ	03901	SBI	SU	C/O LDM OFFICE, SA	State Bank of India	Tarkeshwer Srivastava	9471138444	ficsahebganj@gmail.com

कार्यसूची सं	10
बैठक की तारीख	04.06.2021
बैठक संख्या	75

एसएलबीसी के विभिन्न उप समितियों के कामकाज

पहले के एसएलबीसी की बैठकों में लिए गए निर्णय के संदर्भ में, एसएलबीसी के निम्नलिखित उप-समितियां कार्य कर रही हैं। उप-समितियों से संबंधित जानकारी नीचे दी गई है:

एस.एल.बी.सी की उप समितियां

Sr. No	उप समिति के नाम	उप समिति के पदधारी	उप समिति के अन्य सदस्य	संदर्भ	पिछली बैठक की तिथि
1.	कृषि तथा संबद्ध उप समिति	Department of Agriculture, Animal Husbandry GoJ (Chairman), NABARD (Co-Chair & Convener)	RBI,SLBC, BOI, SBI,PNB, BOB, Canara Bank, Indian Bank, JRGB, JSCB, Birsa Agriculture University, JHASCOLAMPH, Ram Krishna Mission, Divyayan and other' Members from Agri Department, Gov. Director Horticulture, Fisheries etc.	1) कृषि तथा संबद्ध गतिविधियां, (केसीसी सहित) 2) नई परियोजना/ स्कीम (कृषि) 3) कृषि ऋण देने के लिए क्षमता का विकास	25.05.2021
2.	निर्यात संवर्धन	Principal Secretary, IFPI. Govt. of Jharkhand (Chairman), SLBC (Co Chair and Convener)	BOI, RBI, NABARD, SBI, PNB, Canara Bank, Union Bank, Axis Bank, JRGB, UCO Bank, BOB, Indian, IPPB, Utkarsh Bank.	1) निर्यात क्रेडिट के तहत ऋण देने की प्रगति की समीक्षा 2) हस्तकला / कृषि के निर्यात में सुधार के लिए सुझाव 3) निर्यात संवर्धन के लिए सक्षम कारकों का प्रोत्साहन	31.05.2021
3.	सुरक्षा	Chief Secretary/ Secretary (Home)(Chairman), ADG, CID (Co-Chair),	State Bank of India (Convener), SLBC, BOI, PNB, Canara Bank, JRGB, Central Bank of India, BOB, Union, Indian, IPPB, Utkarsh	1) बैंक के ट्रेजरी की सुरक्षा से संबंधित विभिन्न मुद्दों पर चर्चा 2) राज्य की कानून एवं व्यवस्था की स्थिति के बारे में चर्चा / नक्सल क्षेत्र में विशेष रूप से चर्चा 3) बैंक डकैती के मामलों में अंतिम रिपोर्ट 4) बैंक शाखाओं / करेंसी चेस्ट में पुलिस बल की तैनाती	25.02.2021 अगली बैठक के संबंध में उप-समिति के संयोजक SBI द्वारा पुलिस अधीक्षक, अपराध अनुसंधान विभाग, झारखण्ड को मेल के द्वारा 15.06.2021 के पहले बैठक आयोजित करने के संबंध में सूचित किया गया है। अद्यतन जानकारी अप्राप्त है।
4.	सीडी अनुपात और एसीपी उप-समिति	Principal Secretary, IFPI. Govt. of Jharkhand (Chairman), SLBC (Co Chair and Convener)	BOI, RBI, NABARD, SBI, PNB, Canara Bank, Union Bank, Axis Bank, JRGB, UCO Bank, BOB, Indian, IPPB, Utkarsh Bank.	1) एसीपी की निगरानी उपलब्धि एवं अनुमानित सीडी अनुपात 2) खराब प्रदर्शन करने वाले जिलों के लिए विशेष रणनीति 3) एसीपी के तहत ऋण देने में वृद्धि के लिए कारकों को सक्षम करने का विकास	31.05.2021
5.	एसएलबीसी परिचालन समिति	Principal Secretary, IFPI. Govt. of Jharkhand (Chairman), SLBC (Co Chair and Convener),	1 Principal Secretary, IFPI. Govt. of Jharkhand (Chairman), SLBC (Co Chair and Convener), BOI, RBI, NABARD, SBI, PNB, Canara Bank, Union Bank, Axis Bank, JRGB,	1) नवीनतम स्थिति और सरकार / बैंकों के पास लंबित मुद्दें 2) एसएलबीसी कामकाज में सुधार (बैंक / सरकार)	31.05.2021

			UCO Bank, BOB, Indian, IPPB, Utkarsh Bank.		
6.	विधानमंडल और अन्य मुद्दे पर उप समिति	Principal Secretary, IFPI. Govt. of Jharkhand (Chairman), SLBC (Co Chair and Convener),	Principal Secretary, IFPI. Govt. of Jharkhand (Chairman), SLBC (Co Chair and Convener),BOI,RBI,NABARD, SBI, PNB, Canara Bank,Union Bank, Axis Bank, JRGB, UCO Bank, BOB, Indian, IPPB, Utkarsh Bank.	विधानमंडल से संबंधित मुद्दों पर, राज्य में ऋण के माध्यम से विकास के लिए संशोधन और अन्य गतिविधियों के लिए राज्य सरकार एवं बैंकों से चर्चा	31.05.2021
7.	एमएसएमई और सरकार प्रायोजित योजनाओं पर उप-समिति	Secretary, Industries, Govt. of Jharkhand (Chairperson and Convener), Secretary, IFPI, Govt. of Jharkhand (Co-Chair),	Secretary, Industries, Govt. of Jharkhand (Chairperson and Convener), Secretary, IFPI, Govt. of Jharkhand (Co-Chair), Reserve Bank of India, KVIC, Bank of India,State Bank of India,Union Bank of India,Punjab National Bank,Canara Bank,Central Bank of India,ICICI Bank,Axis Bank,Indian Bank, Bank of Baroda.	सरकार के तहत प्रायोजित योजनाओं में एमएसएमई वित्तपोषण और वित्तपोषण से संबंधित सभी मुद्दे,	31.05.2021
8	आवास वित्त पर उप-समिति	Secretary, Urban Development & Housing Department (Chairperson), SBI (Co Chair and Convener),	Secretary, Urban Development & Housing Department (Chairperson), SBI (Co Chair and Convener),SLBC,BOI, JRGB, Axis Bank, Indian, PNB, Canara Bank, BOB, Union Bank, Secretary, Planning cum Finance Department (Co-Chair), Director, Directorates of Municipal Administration, Regional Representative, National Housing Bank.	आवास वित्त पोषण से संबंधित सभी मुद्दे (शहरी एवं ग्रामीण क्षेत्र)	24.02.2021 अगली बैठक के संबंध में उप-समिति के संयोजक SBI द्वारा सचिव, शहरी विकास विभाग को मेल के द्वारा 15.06.2021 के पहले बैठक आयोजित करने के संबंध में सूचित किया गया है। अद्यतन जानकारी अप्राप्त है।
9	SHG-Bank Linkage एवं राष्ट्रीय ग्रामीण आजीविका मिशन पर उप-समिति	Secretary, Rural Development, GoJ – (Chairperson), SLBC(Co-Chair) NABARD,JSLPS(Convener),	Secretary, Rural Development, GoJ – (Chairperson), SLBC(Co-Chair)NABARD,JSLPS(Convener), Reserve Bank of India, IF & PI, Govt. of Jharkhand, ,NABARD, SLBC, All Banks	आजीविका संवर्धन रणनीतियों पर राज्य स्तर समर्थन- झारखंड	24.05.2021

10	RSETIs पर उप-समिति	Secretary, Rural Development Department, Govt. of Jharkhand- (Chairperson),SLBC (Co-Chair) Reserve Bank of India,JSLPS (Convener)	Secretary, Rural Development Department, Govt. of Jharkhand- (Chairperson),SLBC (Co-Chair) Reserve Bank of India,JSLPS (Convener) IF & PI, Govt. of Jharkhand, ,NABARD,SLBC,Bank of India,State Bank of India,Punjab National Bank,Canara Bank, All Directors of RSETI	RSETI में प्रशिक्षण एवं उसके उपरांत बैंकों से Credit Linkage से सम्बन्धित मुद्दे	24.05.2021
11	NPA पर उप समिति	Principal Secretary, IFPI. Govt. of Jharkhand (Chairman), SLBC (Co-Chair & Convener)	Principal Secretary, IFPI. Govt. of Jharkhand (Chairman), SLBC (Co-Chair & Convener), Reserve Bank of India, State Bank of India,Bank of India, JRGB, BOB, Union Bank, Canara Bank, PNB, Indian Bank, ICICI Bank, Utkarsh	राज्य में NPA एवं recovery की स्थिति; DRT, Certificate एवं SARFAESI cases	31.05.2021
12	Sub Committee on Opening of Banking Outlets	Principal Secretary, IFPI. Govt. of Jharkhand (Chairman), SLBC (Co-Chair & Convener)	Principal Secretary, IFPI. Govt. of Jharkhand (Chairman), SLBC (Co-Chair & Convener) Reserve Bank of India, State Bank of India,Bank of India, JRGB, BOB, Union Bank, Canara Bank, PNB, Indian Bank, ICICI Bank, Utkarsh	Uncovered Areas को Cover करने के लिए DFS तथा RBI द्वारा लगातार निर्देश दिए जा रहे हैं। इस कार्य में तीव्रता लाने के लिए	31.05.2021
13	Deepening of Digital Payment	Secretary,Department of IT,GOJ Convener: SLBC	i)Reserve Bank of India ii)SLBC iii)NABARD iv)Secretary,Planning cum Finance,GOJ v)Secretary,Department of IT,GOJ, vi)Secretary,Ministry of Rural Development,GOJ vii) Department of Telecommunication,GOI viii)Jharkhand Communication Network Ltd. ix)JSLPS x)Banks:- PSB- SBI, BOI, BOB, CANARA BANK, ALLAHABAD BANK, PNB, UNION BANK,INDIAN BANK PVT BANKS- AXIS BANK, HDFC PAYMENT BANK-IPPB CO-OP BANK- JSCB xi) BSNL	RBI के पत्र संख्या FIDD.CO.LBS.NO.475/02.01.001/2019-20 दिनांक 27.08.2019 के आलोक में SLBC Convener बैंक को SLBC SUB COMMITTEE ON DIGITAL PAYMENTS गठित करने को कहा था।इस संबंध में SLBC द्वारा सभी स्टेकहोल्डर्स के साथ बैठक की गयी जिसमें इस विषय पर विस्तृत परिचर्चा की गयी। सबकी सहमति से स्टेकहोल्डर्स को Sub Committee on Digital Payments में शामिल किया गया है।	कोविड - 19 के कारण बैठक संभव नहीं हो पाई है।

कार्यसूची सं.	11
बैठक की तिथि	04.06.2021
बैठक सं.	75

विविध कार्यसूची

1. मानव संसाधन विकास मंत्रालय, भारत सरकार के पत्रांक 17-10/2018-CSIS दिनांक 10.01.2019 के आदेश के आलोक में राज्य के मुख्य सचिव के निर्देशानुसार SLBC द्वारा सभी बैंकों से विद्या लक्ष्मी पोर्टल पर लंबित शिक्षा ऋण आवेदनों की जानकारी मांगी गयी थी। अद्यतन जानकारी रिपोर्ट 91 एवं 92 के अनुसार राज्य में 2525 आवेदन लंबित हैं। इससे विदित होता है कि इस दिशा में बैंकों द्वारा पूर्ण रूप से प्रयास नहीं किया जा रहा है। साथ ही साथ बैंकों द्वारा वापिस किए गए आवेदनों की संख्या में हुई वृद्धि एक चिंता का विषय है सभी बैंकों को इस दिशा में आवश्यक ध्यान देना चाहिए। **(Action: सभी बैंक)**

No. of Applications Received through Vidhya Laxmi portal	No of Applications Sanctioned	No of A/c's where subsidy claimed	No of Applications Rejected	No of Applications pending at Branches
21032	13873	3717	4634	2525

2. पौजी योजनाएँ /असंगठित निकायों-फर्म/कंपनियों की अवैध गतिविधियां - जनता से अवैध जमा की मांग / बैंकिंग संबंधी साईबर धोखाधड़ी, फिशिंग इत्यादि की जानकारी। सभी बैंक एवं LDMs से आग्रह है कि इन विषयों से संबंधित राज्य अंतर्गत मामले एसएलबीसी से सांझा करें। इस संबंध में सभी बैंकों तथा एलडीएम से अनुरोध किया जाता है कि आम नगरिकों को ज्यादा से ज्यादा जागरूकता हेतु वित्तीय साक्षरता प्रदान करें एवं ससमय सतर्कता बरतें। **(Action: सभी सम्बंधित बैंक एवं LDM)**

3. डिजिटल ज़िला - आरबीआई के गवर्नर की 19 जुलाई 2019 को PSBs के MD / ED के साथ बैठक हुई थी। श्री नन्दन निलकेनी की अध्यक्षता में गठित Committee on Deepening of Digital payments के रिपोर्ट तथा आरबीआई के Payment System Vision Document 2021 के आधार पर गवर्नर, RBI ने सभी राज्य के Lead Bank को राज्य के एक ज़िला को चिन्हित कर उस ज़िला को एक वर्ष के समय सीमा में पूर्ण डिजिटल ज़िला करने का लक्ष्य दिया गया था। बैंक ऑफ इंडिया ने पूर्वी सिंधभूम ज़िला को इस योजना के लिए चयन किया गया था। सभी बैंकों तथा अन्य हितधारकों के एकीकृत प्रयास से ज़िले में 98.98% Digitisation के लक्ष्य को प्राप्त किया जा चुका है। विस्तृत रिपोर्ट पृष्ठ संख्या 94 में संलग्न है।

4. Implementation of Digital E-Stamping facility on Bank Guarantees: IBA के दिशानिर्देश (पत्र संख्या: PS & BT/SLBC/AES/8342 दिनांक: 9 दिसम्बर,2019) के आलोक में Digital E-Stamping facility on Bank Guarantees को राज्य में लागू करने हेतु बताया गया। इस सम्बन्ध में राजस्व,निबंधन एवं भूमि सुधार विभाग द्वारा जारी पत्रांक-13/नि०वि० (NeSL)- 11/2020/506 दिनांक 19/10/2020 द्वारा बताया गया कि विभागीय अधिसूचना संख्या 376 दिनांक 30.07.2020 द्वारा NeSL-SHCIL को झारखण्ड राज्य अंतर्गत Select Optionally Registerable Documents के digital e-stamping हेतु प्राधिकृत किया गया है। एसएलबीसी झारखंड द्वारा सभी बैंकों को पत्र के माध्यम से इस विषय में सूचित किया जा चुका है तथा सभी बैंकों से अपने प्रधान कार्यालय के माध्यम से NeSL के साथ डाटा इंटीग्रेशन में हुई प्रगति की सूचना एसएलबीसी को प्रदान करनी है।

(Action: सभी बैंक एवं NeSL)

5. Developing a Standardized System for data flow and its management by SLBC/ UTLBC Convenor Banks on SLBC/ UTLBC websites: इस संबंध में सभी स्तकेहोल्डर्स के साथ बैठक कर SLBC द्वारा बैंकों को सूचित किया जा चुका है। RBI ने दिनांक 16 जनवरी 2020 को पत्र के माध्यम से सभी SLBC CONVENOR बैंकों को इस विषय के आलोक में उचित दिशा निर्देश दिया था। 72 वीं SLBC की बैठक में सभी बैंकों से आगामी एसएलबीसी की बैठक (September,2020) के लिए नये डाटा FLOW System के द्वारा करने की बात कही गयी थी। एसएलबीसी के द्वारा पोर्टल development का कार्य तथा पोर्टल का परीक्षण किया जा चुका है हालांकि, झारखंड में स्थापित कुल 37 सदस्य बैंकों में से 28 बैंकों द्वारा डाटा Flow System डाटाउपलब्ध कराया जा चुका है। बैंक वार Standardized System for data flow and its management की अद्यतन जानकारी पृष्ठ संख्या 102 में वर्णित है।

(Action: सभी संबन्धित बैंक)

9. District Level Implementation Committees (DLIC) under Targeted Financial Inclusion Intervention Programme (TFIIP) in Aspirational Districts: भारत सरकार, वित्त मंत्रालय, वित्तीय सेवाएँ विभाग के पत्रांक संख्या F. No. 6/4/2021-FI(C-3004796681), दिनांक 10.02.2021 के द्वारा देश के 112 जिलों में वित्तीय समावेशन के विभिन्न योजनाओं को बैंकों के माध्यम से सरकार द्वारा निर्धारित मुख्य निष्पादन संकेतक (Key Performance Indicators) के लक्ष्य को प्राप्त करना है। इस योजना में झारखण्ड राज्य के उन्नीस जिले को शामिल किया गया है। अद्यतन जानकारी के अनुसार मुख्य निष्पादन संकेतक (Key Performance Indicators) की प्रगति प्रतिवेदन नीचे दिया गया है:-

Status of Key performance indicators fro 19 Aspirational District in Jharkhand

SL NO.	Benchmark for Aspirational District		Bank Account CASA per lakh population		PMJJBY enrollment per lakh population		PMSBY enrollment per lakh population		APY Enrollment per lakh population	
	Target		129755		9772		37760		2886	
	District	Population	Achievement	% Achievement	PMJJBY Enrolments	% Achievement	PMSBY Enrolments	% Achievement	APY Beneficiaries	% Achievement
1	Bokaro	20.62	1,40,132	108.00%	4,473	45.77%	13,125	34.76%	2,265	78.50%
2	Chatra	10.43	1,25,486	96.71%	4,802	49.14%	12,056	31.93%	2,066	71.59%
3	Dumka	13.21	1,32,380	102.02%	6,214	63.59%	23,455	62.11%	2,541	88.06%
4	East Singhbhum	22.94	1,63,824	126.26%	4,576	46.82%	15,456	40.93%	2,555	88.52%
5	Garhwa	13.23	1,20,457	92.83%	2,715	27.79%	8,526	22.58%	1,210	41.91%
6	Giridih	24.45	1,20,698	93.02%	3,127	32.00%	8,435	22.34%	1,892	65.54%
7	Godda	13.14	1,27,460	98.23%	4,592	46.99%	20,938	55.45%	2,578	89.32%
8	Gumla	10.25	1,33,910	103.20%	4,672	47.81%	11,294	29.91%	2,700	93.55%
9	Hazaribagh	17.34	1,55,695	119.99%	6,465	66.16%	18,218	48.25%	2,544	88.16%
10	Khunti	5.32	1,18,615	91.41%	4,992	51.09%	10,695	28.32%	2,199	76.19%
11	Latehar	7.27	1,35,552	104.47%	4,189	42.87%	12,145	32.16%	1,951	67.59%
12	Lohardaga	4.62	1,67,677	129.23%	6,128	62.71%	15,656	41.46%	3,099	107.37%
13	Pakur	9.00	1,08,896	83.92%	5,342	54.66%	17,439	46.18%	2,947	102.12%
14	Palamau	19.40	1,37,455	105.93%	3,268	33.44%	11,919	31.57%	1,326	45.96%
15	Ramgarh	9.49	1,56,479	120.60%	5,459	55.86%	20,598	54.55%	2,260	78.31%
16	Ranchi	29.14	1,83,302	141.27%	7,275	74.45%	17,257	45.70%	3,602	124.79%
17	Sahibganj	11.51	1,20,696	93.02%	5,497	56.25%	16,316	43.21%	2,785	96.48%
18	Simdega	6.00	1,41,953	109.40%	4,991	51.08%	12,809	33.92%	1,580	54.75%
19	West Singhbhum	15.02	1,35,869	104.71%	4,925	50.39%	12,678	33.58%	2,320	80.39%

Source: डीएफएस पोर्टल

Though there is an improvement in almost all parameters, Banks in these districts require much more efforts to bring the performance at par with other districts.

12. झारखंड कृषि ऋण माफी योजना 2020: झारखंड कृषि ऋण माफी योजना का शुभारंभ माननीय मुख्यमंत्री, झारखंड के द्वारा दिनांक 29.12.2020 को किया जा चुका है। इस योजना की विस्तृत जानकारी www.jkrmy.jharkhand.gov.in पर उपलब्ध है। इस संबंध में सभी बैंकों तथा स्टेकहोल्डर्स से परस्पर सहयोग देने का आग्रह किया गया है ताकि जल्द से जल्द झारखंड राज्य में कृषि ऋण माफी योजना को सफलीभूत किया जा सके। झारखंड कृषि ऋण माफी योजना की बैंक वार / जिला वार जानकारी नीचे दी गयी है।

झारखंड कृषि ऋण माफी योजना

PERFORMANCE OF BANKS IN JKRM PORTAL AS ON 24-05-2021

DISTRICT	ELIGBLE NO. OF ACCOUNTS	TOTAL UPLOAD	BANK NAME	ELIGBLE NO. OF ACCOUNTS	TOTAL UPLOAD
BOKARO	28,860	23,199	BANK OF BARODA	8,615	3,494
CHATRA	27,248	24,853	BANK OF INDIA	2,55,518	1,62,554
DEOGHAR	32,485	39,934	CANARA BANK	20,709	17,521
DHANBAD	19,476	12,505	CENTRAL BANK OF INDIA	27,607	14,345
DUMKA	3,70,475	32,003	HDFC BANK LTD	192	22
EAST SINGHBHUM	43,040	35,648	IDBI BANK LTD	4,990	4,037
GARHWA	10,168	29,618	INDIAN BANK	26,015	19,483
GIRIDIH	35,225	30,011	INDIAN OVERSEAS BANK	1,574	1,306
GODDA	29,442	28,058	JHARKHAND GRAMIN BANK	3,44,427	2,33,788
GUMLA	18,297	13,827	JHARKHAND STATE CO-OP BANK	1,509	1,239
HAZARIBAGH	48,124	33,028	PUNJAB AND SINDH BANK	93	88
JAMTARA	17,064	26,360	PUNJAB NATIONAL BANK	33,831	10,489
KHUNTI	11,670	8,843	STATE BANK OF INDIA	1,39,713	54,560
KODERMA	18,292	13,008	UCO BANK	6,624	5,852
LATEHAR	8,705	11,831	UNION BANK OF INDIA	36,336	23,620
LOHARDAGA	15,592	10,921	DHANBAD CENTRAL CO-OP. BANK	25	-
PAKUR	10,905	9,259	GRAND TOTAL	9,07,778	5,52,398
PALAMAU	13,118	35,951			
RAMGARH	11,979	10,755			
RANCHI	43,923	36,926			
SAHIBGANJ	20,005	17,836			
SARAIKELA	30,606	28,394			
SIMDEGA	7,910	6,774			
WEST SINGHBHUM	29,994	32,536			
DISTRICT NOT MAPPED	5,175	-			
GRAND TOTAL	9,07,778	5,52,078			

SOURCE: JKRM - NIC PORTAL

STATE LEVEL BANKERS' COMMITTEE, JHARKHAND

CONVENOR : BANK OF INDIA

**BANK WISE STATUS OF EDUCATION LOAN APPLICATIONS IN VIDYA LAKSHMI PORTAL, REPORT AS ON 31.03.2021
(SINCE INCEPTION OF THE SCHEME)**

SR. NO.	NAME OF BANKS	NO. OF APPLICATIONS RECEIVED THROUGH VIDYA LAKSHMI PORTAL	NO. OF APPLICATIONS SANCTIONED	SANCTIONED AMOUNT (AMT. IN LAC)	SUBSIDY CLAIMED		SUBSIDY RECEIVED		NO. OF APPLICATIONS REJECTED	NO. OF APPLICATIONS PENDING AT BRANCHES
					NO. OF ACCOUNTS	AMOUNT (AMT. IN LAC)	NO. OF ACCOUNTS	AMOUNT (AMT. IN LAC)		
1	AXIS BANK LTD	53	-	-	-	-	-	-	37	16
2	BANK OF BARODA	510	216	1,656.69	-	-	-	-	291	3
3	BANK OF INDIA	2,750	2,689	12,211.65	770	437.64	20	14.00	31	30
4	BANK OF MAHARASHTRA	6	4	27.40	-	-	-	-	-	2
5	CANARA BANK	734	245	181.87	-	-	-	-	376	113
6	CENTRAL BANK OF INDIA	5,620	4,204	15,628.66	1,043	160.40	1,043	160.40	1,034	382
7	DHANBAD CENTRAL COOPERATIVE BANK	-	-	-	-	-	-	-	-	-
8	FEDERAL BANK LTD	-	-	-	-	-	-	-	-	-
9	HDFC BANK LTD	178	1	1.50	-	-	-	-	-	177
10	ICICI BANK LTD	6	-	-	-	-	-	-	-	6
11	IDBI BANK LTD.	146	65	351.90	-	-	-	-	-	81
12	INDIAN BANK	377	167	1,031.43	167	92.83	167	92.83	177	33
13	INDIAN OVERSEAS BANK	61	38	109.86	15	5.80	5	2.10	5	18
14	INDUSIND BANK LTD	-	-	-	-	-	-	-	-	-
15	JAMMU & KASHMIR BANK LTD	-	-	-	-	-	-	-	-	-
16	JHARKHAND RAJYA GRAMIN BANK	-	-	-	-	-	-	-	-	-
17	JHARKHAND STATE COOPERATIVE BANK	-	-	-	-	-	-	-	-	-
18	KARNATAKA BANK	2	1	0.72	-	-	-	-	1	-
19	KARUR VYSYA BANK LTD	-	-	-	-	-	-	-	-	-
20	KOTAK MAHINDRA BANK LTD	-	-	-	-	-	-	-	-	-
21	LAKSHMI VILAS BANK LTD	-	-	-	-	-	-	-	-	-
22	PUNJAB & SIND BANK	84	77	543.06	-	-	-	-	7	-
23	PUNJAB NATIONAL BANK	1,678	1,563	7,399.98	448	786.22	448	785.99	115	-
24	SOUTH INDIAN BANK LTD	-	-	-	-	-	-	-	-	-
25	STATE BANK OF INDIA	5,872	1,965	11,314.93	-	-	-	-	2,412	1,495
26	UCO BANK	586	305	1,185.59	251	57.59	-	-	223	58
27	UNION BANK OF INDIA	1,105	1,105	10,418.72	56	248.82	-	-	-	-
28	YES BANK LTD	-	-	-	-	-	-	-	-	-
	TOTAL	19,768	12,645	62,063.96	2,750	1,789.30	1,683	1,055.31	4,709	2,414

STATE LEVEL BANKERS' COMMITTEE, JHARKHAND										
CONVENOR : BANK OF INDIA										
DISTRICT WISE STATUS OF EDUCATION LOAN APPLICATIONS IN VIDYA LAKSHMI PORTAL, REPORT AS ON 31.03.2021 (SINCE INCEPTION OF THE SCHEME)										
SL. NO.	NAME OF DISTRICT	NO. OF APPLICATIONS RECEIVED THROUGH VIDYA LAKSHMI PORTAL	NO. OF APPLICATIONS SANCTIONED	SANCTIONED AMOUNT (AMT. IN LAC)	SUBSIDY CLAIMED		SUBSIDY RECEIVED		NO. OF APPLICATIONS REJECTED	NO. OF APPLICATIONS PENDING AT BRANCHES
					NO. OF ACCOUNTS	AMOUNT (AMT. IN LAC)	NO. OF ACCOUNTS	AMOUNT (AMT. IN LAC)		
1	BOKARO	1,861	1,103	5,310.00	403	133.10	100	50.72	494	264
2	CHATRA	174	103	393.88	14	5.52	14	5.52	49	22
3	DEOGHAR	538	323	1,510.57	62	39.18	49	28.40	144	71
4	DHANBAD	2,664	1,545	6,026.65	305	123.98	183	70.92	716	403
5	DUMKA	184	103	553.67	29	31.16	28	29.58	43	38
6	EAST SINGHBHUM	3,759	2,853	12,409.86	453	318.41	409	291.59	649	257
7	GARHWA	276	153	563.52	44	35.53	17	6.92	78	45
8	GIRIDIH	400	304	1,353.81	134	35.15	20	10.64	66	30
9	GODDA	554	188	987.46	17	9.98	15	9.32	233	133
10	GUMLA	740	394	1,685.37	93	62.40	49	20.66	238	108
11	HAZARIBAG	451	290	1,333.59	51	29.36	46	28.57	106	55
12	JAMTARA	164	74	282.69	15	6.66	13	6.09	65	25
13	KHUNTI	230	119	522.05	35	17.59	19	3.56	71	40
14	KODERMA	235	143	612.03	21	14.05	18	6.84	47	45
15	LATEHAR	411	146	1,022.18	16	5.67	15	3.67	170	95
16	LOHARDAGA	489	257	1,067.84	54	25.65	35	8.85	154	78
17	PAKUR	165	64	251.87	14	6.17	13	6.08	58	43
18	PALAMU	336	172	696.23	34	11.69	23	9.68	102	62
19	RAMGARH	924	396	2,323.22	53	28.66	43	24.16	334	194
20	RANCHI	3,270	2,568	18,979.35	639	772.01	369	389.66	463	239
21	SAHIBGANJ	509	179	1,343.68	28	8.70	16	5.90	200	130
22	SARAIKELA KHARSAVA	803	685	1,522.51	126	24.74	110	21.78	114	4
23	SIMDEGA	174	96	445.88	40	29.74	10	2.41	58	20
24	WEST SINGHBHUM	457	387	866.07	70	14.20	69	13.80	57	13
	GRAND TOTAL	19,768	12,645	62,063.96	2,750	1,789.30	1,683	1,055.31	4,709	2,414

SOURCE: - BANKS

STATE LEVEL BANKERS' COMMITTEE - JHARKHAND

CONVENOR : BANK OF INDIA

PLEDGE FINANCING AGAINST NWRS TO FARMERS

Bank Name	Name of district	Disbursement during the quarter		Outstanding as at end of quarter	
		No of Accounts	Amount in Rs Thousands	No of Accounts	Amount in Rs Thousands
BANK OF BARODA		-	-	1	98818.00
BANK OF INDIA		-	-	-	-
BANK OF MAHARASHTRA		-	-	-	-
CANARA BANK		-	-	-	-
CENTRAL BANK OF INDIA		-	-	-	-
INDIAN BANK		-	-	-	-
INDIAN OVERSEAS BANK		-	-	-	-
PUNJAB AND SINDH BANK		-	-	-	-
PUNJAB NATIONAL BANK		-	-	-	-
STATE BANK OF INDIA		-	-	-	-
UCO BANK		-	-	-	-
UNION BANK OF INDIA		-	-	-	-
AXIS BANK LTD		-	-	-	-
BANDHAN BANK		-	-	-	-
FEDERAL BANK LTD		-	-	-	-
HDFC BANK LTD		-	-	-	-
ICICI BANK LTD		-	-	-	-
IDBI BANK LTD		-	-	-	-
IDFC FIRST BANK LIMITED		-	-	-	-
INDUSIND BANK		-	-	-	-
JAMMU & KASHMIR BANK LTD		-	-	-	-
KARNATAKA BANK LTD		-	-	-	-
KARUR VYSYA BANK		-	-	-	-
KOTAK MAHENDRA BANK LTD		-	-	-	-
LAKSHMI VILAS BANK		-	-	-	-
SOUTH INDIAN BANK LTD		-	-	-	-
YES BANK		-	-	-	-
JHARKHAND RAJYA GRAMIN BANK		-	-	-	-
DHANBAD CENTRAL CO-OP.BANK		-	-	-	-
JHARKHAND STATE COOPERATIVE BANK LTD		-	-	-	-
Total		-	-	1	98,818

Annex II - Expanding and Deepening of Digital Payments Ecosystem - Review Format

District:	EAST SINGHBHUM																											
Month/ Quarter:	Mar-21		For Bank Customers																	For non-customers						4. Digital Financial		
Bank Name	1. Digital coverage for individuals (Savings Accounts)											2. Digital coverage for business (Current Accounts)						B. Provision of Digital Infrastructure										
	Total No. of Eligible Operative SB Accs.	No. of Eligible Operative SB Accs. Covered with Debit/ RuPay cards	% Debit/ RuPay cards coverage	No. of Eligible Operative SB Accs. Covered with Net Banking	% Net banking coverage	No. of Eligible Operative SB Accs. Covered with Mobile Banking/ UPI/ USSD etc. ^	% of Mobile Banking/ UPI/ USSD coverage	No. of Eligible Operative SB Accs. Covered with Aadhar Enabled Payment System (AEPs) ^^	% AEPs coverage	Total No. of Eligible Operative SB Accounts covered with at least one of the facilities - Debit/ RuPay cards/ Net Banking/ Mobile Banking/ UPI/ USSD/ AEPs etc.*	% of Eligible Operative Accounts digitally covered (with at least one of the facilities) out of total Operative Savings Accounts	**No. of Operative SB Accounts ineligible for digital coverage as per bank's Board approved policies	Total No. of Eligible Operative Current/ Business Accounts	No. of Eligible Operative Current/ Business Accounts covered through Net Banking	% Net banking coverage	No. of POS/ QR availed by Eligible Operative Current/ Business accounts	% of POS/ QR coverage	No. of Eligible Operative Current/ Business Accounts covered with Mobile Banking etc.	% of Mobile Banking coverage	Total No. of Eligible Operative Current/ Business Accounts covered with at least one of the facilities - Net Banking/	% of Eligible Operative Accounts digitally covered (with at least one of the facilities) out of total Operative Current/ Business Accounts	**No. of Operative Current/ Business Accounts ineligible for digital coverage as per bank's	A. POS/ QR issued to shopkeepers (other than CA holders)	B. POS/ QR issued to Govt/ Public Service providers	C. POS/ QR issued to others	Total POS/ QR (A+B+C) other than CA holders	No. of FLC camps on Digital FL	No. of people participated
BANK OF BARODA	1,78,973	1,32,155	73.84%	13,045	7.29%	46,435	25.95%	1,78,973	100.00%	1,78,973	100.00%	5,417	5,987	5,162	86.22%	4,546	75.93%	800	13.36%	5,162	86.22%	32	413	59	254	726	8	240
BANK OF INDIA	6,77,760	4,11,280	60.68%	80,160	11.83%	2,86,954	42.34%	6,60,695	97.48%	6,77,760	100.00%	1,32,290	5,767	3,932	68.18%	1,391	24.12%	1,098	19.04%	5,767	100.00%	-	-	-	-	-	583	15,072
BANK OF MAHARASHTRA	2,694	2,492	92.50%	768	28.51%	331	12.29%	2,189	81.25%	2,628	97.55%	-	94	71	75.53%	12	12.77%	13	13.83%	71	75.53%	-	-	-	-	-	-	-
CANARA BANK	1,77,241	99,673	56.24%	39,005	22.01%	23,246	13.12%	1,70,785	96.36%	1,70,785	96.36%	2,607	2,607	1,234	47.33%	86	3.30%	435	16.69%	2,104	80.71%	1	63	-	-	63	84	1,683
CENTRAL BANK OF INDIA	1,62,491	1,10,815	68.20%	62,425	38.42%	11,895	7.32%	1,57,108	96.69%	1,57,108	96.69%	-	2,742	1,498	54.63%	482	17.58%	1,121	40.88%	1,498	54.63%	-	-	-	-	-	5	42
INDIAN BANK	46,124	27,224	59.02%	6,248	13.55%	15,496	33.60%	42,246	91.59%	46,124	100.00%	-	3,782	941	24.88%	27	0.71%	1,176	31.09%	2,814	74.41%	-	-	-	-	-	224	2,146
INDIAN OVERSEAS BANK	18,671	5,699	30.52%	1,769	9.47%	1,196	6.41%	18,110	97.00%	18,110	97.00%	-	545	221	40.55%	-	0.00%	55	10.09%	221	40.55%	-	13	-	-	13	18	95
PUNJAB & SIND BANK	20,623	17,194	83.37%	14,304	69.36%	12,854	62.33%	19,613	95.10%	19,613	95.10%	-	331	133	40.18%	7	2.11%	149	45.02%	199	60.12%	-	2	-	16	18	12	155
PUNJAB NATIONAL BANK	2,56,712	1,62,880	63.45%	47,351	18.45%	35,115	13.68%	1,33,798	52.12%	2,51,113	97.82%	31,483	9,563	5,207	54.45%	539	5.64%	4,429	46.31%	5,706	59.67%	8	127	141	350	618	115	797
STATE BANK OF INDIA	3,51,751	2,93,755	83.51%	1,71,048	48.63%	2,01,459	57.27%	3,31,461	94.23%	3,48,732	99.14%	5,539	6,768	3,890	57.48%	956	14.13%	792	11.70%	3,890	57.48%	-	-	-	-	-	306	8,002
UCO BANK	30,312	26,253	86.61%	6,871	22.67%	15,256	50.33%	28,335	93.48%	29,994	98.95%	428	666	354	53.15%	253	37.99%	416	62.46%	579	86.94%	82	285	-	-	282	13	514
UNION BANK OF INDIA	73,995	50,081	67.68%	4,643	6.27%	13,419	18.14%	38,953	52.64%	73,043	98.71%	2,670	686	25.69%	-	0.00%	171	6.40%	1,721	64.46%	-	124	25	5	154	57	2,474	
JHARKHAND RAJYA GRMIN BAN	1,47,716	27,182	18.40%	-	0.00%	4,002	2.71%	1,16,537	78.89%	1,47,721	100.00%	860	308	-	0.00%	-	0.00%	68	22.08%	164	53.25%	50	-	-	-	-	68	2,781
AXIS BANK	40,595	37,890	93.34%	13,374	32.94%	24,633	60.68%	16,366	40.32%	39,241	96.66%	8,374	3,201	1,631	50.95%	444	13.87%	1,276	39.86%	2,846	88.91%	149	100	3	37	140	2	10
BANDHAN BANK	53,970	38,619	71.56%	3,493	6.47%	4,226	7.83%	-	0.00%	52,829	97.89%	22	1,714	499	29.11%	52	3.03%	496	28.94%	1,609	93.87%	3	-	-	-	-	1	15
JHARKHAND STATE COOPERAT	1,61,025	21,758	13.51%	625	0.39%	-	0.00%	1,37,871	85.62%	1,60,254	99.52%	771	2,578	748	29.01%	-	0.00%	-	0.00%	748	29.01%	42	-	978	-	925	38	1,153
FEDERAL BANK	21,562	18,792	87.15%	2,076	9.63%	8,254	38.28%	824	3.82%	20,513	95.13%	47	719	78	10.85%	153	21.28%	207	28.79%	691	96.11%	5	-	-	-	-	-	-
HDFC BANK	62,950	61,355	97.47%	59,737	94.90%	59,889	95.14%	36,305	57.67%	62,907	99.93%	1,466	8,150	7,910	97.06%	1,180	14.48%	7,910	97.06%	8,150	100.00%	681	382	42	-	424	-	-
ICICI BANK	73,965	73,957	99.99%	73,918	99.94%	36,056	48.75%	51,282	69.33%	73,957	99.99%	-	4,749	4,663	98.19%	1,400	29.48%	4,120	86.76%	4,665	98.23%	-	-	-	28	28	-	-
IDBI BANK	59,422	54,396	91.54%	56,912	95.78%	43,671	73.49%	55,415	93.26%	56,912	95.78%	-	2,703	2,335	86.39%	605	22.38%	2,346	86.79%	2,346	86.79%	-	-	-	-	-	9	89
INDUSIND BANK	14,074	14,055	99.86%	7,202	51.17%	5,812	41.30%	14,074	100.00%	14,074	100.00%	-	2,033	1,083	53.27%	-	0.00%	950	46.73%	1,083	53.27%	-	-	-	-	-	-	-
KARNATAKA BANK	2,678	2,301	85.92%	227	8.48%	661	24.68%	178	6.65%	2,445	91.30%	417	124	56	45.16%	-	0.00%	16	12.90%	91	73.39%	63	6	-	-	6	-	-
KOTAK MAHINDRA BANK	19,003	19,003	100.00%	18,504	97.37%	16,243	85.48%	16,731	88.04%	18,996	99.96%	-	1,016	993	97.74%	12	1.18%	732	72.05%	1,016	100.00%	47	-	-	-	-	446	23,106
LAXMI VILAS BANK	524	459	87.60%	50	9.54%	134	25.57%	507	96.76%	507	96.76%	2	98	20	20.41%	1	1.02%	61	62.24%	61	62.24%	-	-	-	-	-	-	-
SOUTH INDIAN BANK	2,774	2,276	82.05%	312	11.25%	553	19.94%	1,186	42.75%	2,526	91.06%	-	155	59	38.06%	26	16.77%	83	53.55%	126	81.29%	-	-	-	-	-	-	-
YES BANK LTD	5,506	5,221	94.82%	5,506	100.00%	4,993	90.68%	5,416	98.37%	5,506	100.00%	-	548	304	55.47%	97	17.70%	304	55.47%	401	73.18%	-	-	-	-	-	-	-
FINO PAYMENT BANK	2,115	2,096	99.10%	2,115	100.00%	2,115	100.00%	2,096	99.10%	2,115	100.00%	-	-	-	-	-	-	-	-	-	-	-	-	-	-	-	-	-
IDFC First Bank	1,709	1,644	96.20%	1,039	60.80%	1,039	60.80%	855	50.03%	1,667	97.54%	-	44	26	59.09%	17	38.64%	26	59.09%	34	77.27%	-	8	-	-	8	-	-
INDIAN POST PAYMENT BANK	74,240	-	0.00%	-	0.00%	74,240	100.00%	74,240	100.00%	74,240	100.00%	-	581	-	0.00%	85	14.63%	581	100.00%	581	100.00%	-	-	44	-	44	261	34,835
UIJIVAN SMALL FINANCE BANK	27,210	25,992	95.52%	22,318	82.02%	21,640	79.53%	27,068	99.48%	27,068	99.48%	77	269	223	82.90%	-	0.00%	245	91.08%	245	91.08%	-	-	-	-	-	-	-
UTKARSH SMALL FINANCE BAN	12,309	11,625	94.44%	1,456	11.83%	1,456	11.83%	-	0.00%	11,625	94.44%	5	251	70	27.89%	-	0.00%	70	27.89%	70	27.89%	-	-	-	-	-	-	-
JANA SMALL FINANCE BANK LIN	10,925	10,925	100.00%	190	1.74%	1,031	9.44%	-	0.00%	10,925	100.00%	-	120	6	5.00%	35	29.17%	9	7.50%	62	51.67%	-	-	-	-	-	-	-
AIRTEL PAYMENT BANK	33,488	33,488	100.00%	0	0.00%	8148	24.33%	0	0.00%	33,488	100.00%	0	1	1	100.00%	0	0.00%	1	100.00%	1	100.00%	0	14469	0	0	14469	0	0
PAYTM PAYMENT BANK	1,49,255	12,770	8.56%	-	0.00%	1,49,255	100.00%	1,49,255	100.00%	1,49,255	100.00%	-	30	30	100.00%	-	0.00%	-	0.00%	30	100.00%	-	45,800	-	-	45,427	-	-
Total	29,74,362	18,15,305	61.03%	7,16,691	24.10%	11,31,707	38.05%	24,88,472	83.66%	29,42,754	98.94%	1,87,198	70,914	44,604	62.14%	12,406	17.49%	30,155	42.52%	54,752	77.21%	1,162	61,792	1,292	690	1,23,167	2,250	93,209

कार्यसूची सं.	12
बैठक का दिनांक	04.06.2021
बैठक सं	75

Less cash/Digital बैंकिंग

माननीय प्रधानमंत्री के द्वारा less cash economy को बढ़ावा देने के लिए किये गए आह्वान पर झारखण्ड राज्य ने त्वरित प्रतिक्रिया दिखाई और इसके तहत राज्य में digital transaction को लोकप्रिय बनाने के लिए हर संभव प्रयास किये जा रहे हैं-जिनमें Mobile App download करना और सभी नागरिकों को cashless transaction से जुड़े विभिन्न उत्पादों की जानकारी देना है। इसके साथ ही सभी इच्छुक व्यवसायिक प्रतिष्ठानों में POS machines देने की प्रक्रिया भी की जा रही है। राज्य के सभी अग्रणी जिला प्रबंधकों/बैंकों द्वारा अपने जिले/बैंकों में इसके लिये नियमित प्रयास किये जा रहे हैं। इन प्रयासों की बदौलत दिनांक 31.03.2021 तक राज्य में कुल 44435 POS machines का installation कराया जा चुका है जो demonetization के पूर्व यानि दिनांक 09.11.2017 तक केवल 6399 था। यद्यपि यह उपलब्धि संतोषजनक है परंतु इस दिशा में अभी और कार्य किये जाने की आवश्यकता है। इसके साथ ही सभी बैंकों द्वारा पूरे राज्य में लगभग 5.36 लाख credit card 236 लाख debit कार्ड, एटीएम, rupy कार्ड आदि और 42.97 लाख net banking की सुविधा अपने ग्राहकों को दी गई है।

(प्रगति प्रतिवेदन सलग्न-पृष्ठ सं-96)

कार्यसूची सं.	13
बैठक का दिनांक	04.06.2021
बैठक सं	75

NATIONAL BAMBOO MISSION/ राष्ट्रीय बाँस मिशन

बाँस की खेती के लिए नई राह प्रशस्त करने और अच्छी संभावना वाले राज्यों में इसकी मूल्य श्रृंखला के समग्र विकास के लिए भारत सरकार द्वारा 2018-19 के दौरान पुनः संरचित राष्ट्रीय बाँस मिशन प्रारंभ किया गया था। पुनः संरचित राष्ट्रीय बाँस मिशन में कई गतिविधियों का प्रावधान है जिनमें ऋण से जुड़ी सब्सिडी घटक शामिल है। नाबार्ड ने भी बैंकों के लिए ऋण अवसरों को निर्देशित करते हुए भारत में बाँस के विकास की एक समन्वित नीति तैयार की है इसे दिनांक 15 फरवरी 2019 को नाबार्ड के पत्र संख्या राबै।/प्र.का/1317/सी-टैग/पॉलिसी बी- कीपिंग एंड बैम्बू/ 2018-19 के माध्यम से आवश्यक कार्रवाई के लिए सभी बैंक को एवं एसएलबीसी को भेजा गया था। उस पत्र की कॉपी एसएलबीसी झारखंड द्वारा राज्य स्थापित सभी बैंकों के नियंत्रक कार्यालय को 5 अगस्त 2019 को पुनः प्रेषित किया गया है। नाबार्ड द्वारा राज्य स्तरीय बैंकर्स समिति से बाँस क्षेत्र के लिए ऋण प्रवाह की सुविधा के बारे में सभी हितधारकों को अवगत कराने के लिए तिमाही बैठक में इस योजना को कार्यसूची के रूप में शामिल करने का आग्रह किया गया है। बैंकों के सभी नियंत्रक प्रमुख से आग्रह है कि इस दिशा में कार्य किया जा सकता है।

**STATE LEVEL BANKERS' COMMITTEE - JHARKHAND
CONVENOR : BANK OF INDIA**

**ALTERNATIVE DELIVERY CHANNELS CUMMULATIVE AS ON LAST DAY OF REPORTING QUARTER
AS ON 31 ST MARCH 2021**

(NUMBERS IN ACTUAL)

SL. NO.	BANKS	NO OF CREDIT CARD ISSUED	NO OF DEBITCARD/ ATM/ RUPAY ISSUED	NO OF NET BANKING FACILITY PROVIDED TO CUSTOMERS	TOTAL NO OF POS MACHINES INSTALLED BY BANKS WITH MEMBER ESTABLISHMENT
1	STATE BANK OF INDIA	3,46,618	80,99,994	16,25,948	10,329
2	BANK OF INDIA	9,541	82,31,166	3,96,598	4,732
3	INDIAN BANK	1,489	4,25,846	95,825	504
4	CENTRAL BANK OF INDIA	2,625	8,34,844	2,98,219	86
5	PUNJAB NATIONAL BANK	889	12,08,411	9,64,622	767
7	CANARA BANK	13,266	8,87,547	1,66,448	368
8	UNION BANK OF INDIA	1,906	4,32,103	28,269	556
9	UCO BANK	-	2,47,776	1,02,213	230
10	BANK OF BARODA	8,310	8,40,296	32,175	5,546
11	INDIAN OVERSEAS BANK	-	62	4	-
15	PUNJAB AND SINDH BANK	-	37,806	3,373	30
18	BANK OF MAHARASHTRA	-	39,994	6,222	79
19	IDBI BANK	855	3,74,650	1,55,320	735
20	IDFC FIRST BANK	-	-	-	-
21	FEDERAL BANK	-	554	152	9
22	HDFC BANK	90,729	3,86,299	2,05,072	6,441
23	ICICI BANK	-	-	-	3,325
24	KARNATAKA BANK LTD.	10	5,200	655	45
25	AXIS BANK	59,874	2,38,162	59,172	9,140
26	INDUS IND BANK	-	91,357	37,497	-
27	JAMMU AND KASHMIR BAN	42	6,621	298	8
28	YES BANK	-	-	-	1,457
29	KOTAK MAHINDRA BANK	-	83,659	80,706	260
30	SOUTH INDIAN BANK	-	6,948	944	70
31	LAXMI VILASH BANK	-	3,262	935	7
32	KARUR VASYA BANK	-	3,850	1,300	20
33	BANDHAN BANK	-	6,73,694	4,23,113	15
34	JHARKHAND RAJYA GRAMI	-	6,39,389	-	6
35	DHANBAD CENTRAL COOPE	-	7,373	-	-
36	COOPERATIVE BANK	-	9,012	-	-
37	ESAF BANK	-	91,152	-	-
38	UJJIVAN BANK	-	1,42,384	1,00,039	-
39	UTKARSH BANK	-	2,55,172	14,328	-
40	JANA BANK	-	23,255	4,150	-
TOTAL		5,36,154	2,43,27,838	48,03,597	44,765

SOURCE : SLBC PORTAL

कार्यसूची सं.	14
बैठक का दिनांक	04.06.2021
बैठक सं	75

DOUBLING OF FARMERS INCOME BY 2022

वर्ष 2022 तक किसानों की आय को दोगुना करने के लिए पांच प्रमुख अर्थात् उत्पादकता पानी और कृषि इनपुट की नीतियों में सुधार के द्वारा आय में वृद्धि एकीकृत कृषि प्रणाली बेहतर बाजार मूल्य प्राप्ति और विशेष नीतिगत उपाय अपनाए जा रहे हैं किसानों की आय को दोगुना करने के उद्देश्य को ध्यान में रखते हुए भारतीय रिजर्व बैंक के द्वारा निम्नलिखित मानकों से संबंधित मुद्दों पर ध्यान देना आवश्यक है ताकि निर्धारित समय सीमा के भीतर वांछित परिणाम हासिल हो सके:-

- क) **Per drop, more crop** को ध्यान में रखते हुए **Irrigation** सिस्टम पर व्यापक ध्यान की आवश्यकता है।
- ख) सभी खेतों के लिए उच्च गुणवत्ता वाले सीड्स एवं मृदा के हैल्थ के अनुसार **nutrients** की उपलब्धता।
- ग) **Post harvest loss** को कम करने हेतु **Warehousing** एवं **Cold Chain** के क्षेत्र में **investment** को बढ़ावा।
- घ) **National farm Market** को विकसित करना तथा कृषि के लिए **e-platform** विकसित करना।
- च) **Food Processing** के द्वारा इस क्षेत्र में **value addition** प्रदान करना।
- छ) **Crop Insurance scheme** को **Strengthening** करना ताकि **Risk** को कम किया जा सके।
- ज) **Ancillaries activity** जैसे पोल्ट्री, **Bee**-कीपिंग एवं **Fisheries** को बढ़ावा।

सरकार आय केंद्रितता पर ध्यान केंद्रित करके कृषि क्षेत्र को पुनर्जीवित करने का लक्ष्य बना रही है। किसान के लिए शुद्ध सकारात्मक रिटर्न का एहसास करने के लिए, राज्यों / केंद्र शासित प्रदेशों के माध्यम से प्रमुख रूप से योजनाओं का प्रचार और कार्यान्वयन किया जा रहा है: - मृदा स्वास्थ्य कार्ड (SHC) योजना; नीम लेपित यूरिया (NCU); प्रधानमंत्री कृषि सिंचाई योजना (PMKSY); परम्परागत कृषि विकास योजना (PKVY); राष्ट्रीय कृषि बाजार योजना (ई-एनएएम); प्रधानमंत्री आवास बीमा योजना (पीएमएफबीवाई); राष्ट्रीय खाद्य सुरक्षा मिशन (एनएफएसएम); बागवानी के विकास के लिए मिशन (MIDH); तिलहन और तिलहन पर राष्ट्रीय मिशन (NMOOP); स्थायी कृषि के लिए राष्ट्रीय मिशन (एनएमएसए); कृषि विस्तार और प्रौद्योगिकी पर राष्ट्रीय मिशन (NMAET) और राष्ट्रीय कृषि विकास योजना (RKVY)। इसके अलावा, वृक्षारोपण (हर मेध पार पेड), मधुमक्खी पालन, डेयरी और मत्स्य पालन से संबंधित योजनाएँ भी लागू की जाती हैं। ये सभी योजनाएँ कृषि के उत्पादन और उत्पादकता को बढ़ाने के लिए कार्यान्वित की जाती हैं और जिससे किसानों की आय में वृद्धि होती है।

फार्मर्स के कम को डबल करने के लिए Capital formation की आवश्यकता है इस संबंध में सभी बैंकों को Crop loan से संबंधित documentation process को Simplify करने की ज़रूरत है साथ ही साथ त्वरित Sanction एवं disbursement को Specified time लिमिट में करने हेतु भी ध्यान देने की आवश्यकता है।


LBS के तहत इस agenda को सभी forums जैसे SLBC, DCC, DLRC एवं BLBC की बैठक को रेगुलर अजेंडा में शामिल करना है।

सभी LDMs इस विषय पर Monitoring एवं Progress review के लिए NABARD द्वारा सुझाए Benchmark को ध्यान में रखते हुए इस मुद्दे को हर DCC, DLRC की बैठक में शामिल करना चाहिए। (नाबार्ड Circular No: 328/CPD-10/2019 दिनांक 31 December 2019)। इस संबंध में सभी एलडीएम को ईमेल द्वारा दिनांक 23.03.2020 को रिपोर्टिंग फ़ोरमेट एसएलबीसी द्वारा प्रेषित किया जा चुका है जून, 2020 तिमाही की SLBC बैठक से इस विषय पर प्रगति रिपोर्ट निरंतर रूप से शामिल किया जा रहा है।

(रिपोर्ट पृष्ठ संख्या 103 एवं 104 में संलग्न है।)

कार्यसूची सं.	15
बैठक की तिथि	04.06.2021
बैठक सं	75

अध्यक्ष की अनुमति से अन्य विषय पर चर्चा ...



राज्य स्तरीय बैंकर्स समिति, झारखण्ड
संयोजक : बैंक ऑफ इंडिया

मार्च 2021 के दौरान राज्य के सभी प्रखण्ड में BLBC एवं सभी जिलों में DLCC के हुए बैठक का प्रतिवेदन :

जिला	मार्च 2021 तिमाही के दौरान BLBC की बैठक	मार्च 2021 तिमाही के दौरान जिले में डी.एल.सी.सी. की बैठक
बोकारो	सभी प्रखण्ड में हो चुका है।	25.03.2021
चतरा	सभी प्रखण्ड में हो चुका है।	05.03.2021
देवघर	सभी प्रखण्ड में हो चुका है।	22.02.2021
धनबाद	सभी प्रखण्ड में हो चुका है।	25.02.2021
दुमका	सभी प्रखण्ड में हो चुका है।	18.02.2021
पूर्वी सिंहभूम	सभी प्रखण्ड में हो चुका है।	01.03.2021
गढ़वा	सभी प्रखण्ड में हो चुका है।	20.02.2021
गिरिडीह	सभी प्रखण्ड में हो चुका है।	25.02.2021
गुमला	सभी प्रखण्ड में हो चुका है।	बैठक नहीं हुई है।
गोड्डा	सभी प्रखण्ड में हो चुका है।	19.02.2021
हजारीबाग	सभी प्रखण्ड में हो चुका है।	03.03.2021
जामताड़ा	सभी प्रखण्ड में हो चुका है।	03.03.2021
खूंटी	सभी प्रखण्ड में हो चुका है।	09.03.2021
कोडरमा	सभी प्रखण्ड में हो चुका है।	17.03.2021
लातेहार	सभी प्रखण्ड में हो चुका है।	22.02.2021
लोहारदग्गा	सभी प्रखण्ड में हो चुका है।	09.03.2021
पाकुड़	सभी प्रखण्ड में हो चुका है।	03.02.2021
पलामू	सभी प्रखण्ड में हो चुका है।	26.02.2021
रामगढ़	सभी प्रखण्ड में हो चुका है।	26.03.2021
रांची	सभी प्रखण्ड में हो चुका है।	10.03.2021
साहेबगंज	सभी प्रखण्ड में हो चुका है।	25.02.2021
सराइकेला	सभी प्रखण्ड में हो चुका है।	26.02.2021
सिमडेगा	सभी प्रखण्ड में हो चुका है।	05.03.2021
पश्चिमी सिंहभूम	सभी प्रखण्ड में हो चुका है।	23.02.2021

स्रोत : अग्रणी जिला प्रबंधक कार्यालय

STATE LEVEL BANKERS' COMMITTEE - JHARKHAND

CONVENOR : BANK OF INDIA

PROGRESS FOR IMPLEMENTATION OF ADS

Activities	Details of loan sanctioned under ADS during 2020-21			
	Name of the Bank	TFO / Amt Disbursed in Lacs.	TERM LOAN SANCTIONED	
			During the Quarter	Cumulative
Bee Keeping	PUNJAB NATIONAL BANK	4.88	0.00	4.88
	BANDHAN BANK	102.20	74.19	2109.18
	BANK OF BARODA	142.42	42.56	424.71
	BANK OF INDIA	1032.78	168.71	1487.18
	BANK OF MAHARASTHRA	11.50	0.45	0.45
	CANARA BANK	167.15	21.88	387.80
	CENTRAL BANK OF INDIA	162.82	118.99	615.38
	ESAF BANK LTD	0.00	31.65	188.38
	HDFC BANK	6.00	6.00	6.00
	IDBI BANK	26.14	1.32	59.71
	INDIAN BANK	248.77	26.27	130.53
	INDIAN OVERSEAS BANK	38.85	24.41	164.88
	JHARKHAND RAJYA GRAMIN BANK	387.35	60.97	684.47
	JHARKHAND STATE COOPERATIVE BANK	0.00	2.00	3.74
	PUNJAB NATIONAL BANK	138.48	57.37	399.47
	STATE BANK OF INDIA	660.42	74.25	762.14
	UCO BANK	104.60	19.95	104.71
	Ujjivan Small Finance Bank	26.15	26.15	66.19
	UNION BANK OF INDIA	113.44	59.31	203.47
	HDFC BANK	0.00	50.00	490.00
	JHARKHAND RAJYA GRAMIN BANK	0.00	0.00	28.52
	PUNJAB & SIND BANK	0.00	0.00	4.50
	UCO BANK	0.00	0.00	5.00
	UNION BANK OF INDIA	0.00	0.00	4.70
	BANDHAN BANK	0.00	3.40	37.56
	BANK OF BARODA	0.01	0.01	0.01
	BANK OF INDIA	39.81	21.49	31.52
	CANARA BANK	9.00	9.60	10.60
	CENTRAL BANK OF INDIA	15.67	0.00	22.87
	ESAF BANK LTD	0.00	15.85	31.20
	IDBI BANK	0.50	0.50	0.50
	INDIAN BANK	0.00	19.14	24.74
	INDIAN OVERSEAS BANK	0.00	0.00	0.00
	JHARKHAND RAJYA GRAMIN BANK	41.75	11.20	46.20
	PUNJAB NATIONAL BANK	3.50	3.50	3.50
	STATE BANK OF INDIA	5.50	5.40	7.10
	UNION BANK OF INDIA	2.20	3.00	9.25
	AXIS BANK	38.90	8.80	31.50
	BANDHAN BANK	38.90	7.15	41.61
	BANK OF BARODA	14.26	11.00	72.26
	BANK OF INDIA	306.09	224.81	1700.95
	CANARA BANK	0.00	0.00	0.55
	CENTRAL BANK OF INDIA	0.00	2.66	22.99
	HDFC BANK	19.45	0.00	0.00
	ICICI BANK	18.67	0.00	10.10
	INDIAN BANK	1.54	0.00	14.70
	JHARKHAND RAJYA GRAMIN BANK	26.78	18.48	49.90
	PUNJAB NATIONAL BANK	1.00	1.00	72.28
	STATE BANK OF INDIA	42.72	34.90	126.27
	UNION BANK OF INDIA	0.00	0.44	1.35
	UTKARSH SMALL FINANCE BANK	38.90	0.00	5.85
	BANK OF INDIA	23.13	23.13	64.44
	HDFC BANK	4.00	4.00	4.00
	IDBI BANK	12.00	0.00	12.00
	JHARKHAND RAJYA GRAMIN BANK	28.97	28.97	65.05
	JHARKHAND STATE COOPERATIVE BANK	7.94	7.94	21.17
	PUNJAB NATIONAL BANK	2.32	2.32	7.79
	STATE BANK OF INDIA	4.95	4.95	10.74
	CANARA BANK	7.50	0.00	0.00
	JHARKHAND RAJYA GRAMIN BANK	15.00	0.00	0.00
	STATE BANK OF INDIA	7.50	0.00	0.00
	BANK OF INDIA	0.00	0.00	0.45
	CANARA BANK	0.00	0.00	0.45
	BANK OF BARODA	78.63	9.47	80.10
	BANK OF INDIA	30.97	0.48	31.69
	CANARA BANK	37.94	0.00	37.94
	INDIAN OVERSEAS BANK	0.00	1.00	1.00
	Grand Total	4299.95	1351.01	11048.16

STATE LEVEL BANKERS' COMMITTEE - JHARKHAND

CONVENOR : BANK OF INDIA

PROGRESS FOR IMPLEMENTATION OF ADS

Name of District	Details of loan sanctioned under ADS during 2020-21			
	Activities	TFO / Amt Disbursed in Lacs.	TERM LOAN SANCTIONED	
			During the Quarter	Cumulative
BOKARO	FISHERY	5.77	8.77	8.77
	POULTRY	8.00	10.47	10.47
CHATRA	DAIRY	33.18	7.99	48.84
	GOATARY	16.27	5.29	29.71
DEOGHAR	DAIRY	457.77	145.96	145.96
	FISHERY	23.85	30.34	30.34
DHANBAD	DAIRY	25.50	1.50	25.50
	GOATARY	56.95	4.95	56.95
	POULTRY	28.00	0.00	28.00
DUMKA	DAIRY	13.08	0.23	13.31
EAST SINGHBHUM	DAIRY	192.61	13.77	192.61
	GOATARY	0.26	0.00	0.26
	POULTRY	109.17	0.00	109.17
GARHWA	DAIRY	7.91	4.50	11.91
GIRIDIH	DAIRY	0.00	0.00	124.00
GODDA	DAIRY	1352.76	22.12	95.52
	GOATARY	163.29	8.80	41.60
	LEMON GRASS	30.00	0.00	0.00
GUMLA	GOATARY	74.74	74.74	202.52
	LAC	67.31	67.31	169.19
HAZARIBAGH	DAIRY	216.07	38.43	223.52
	FISHERY	35.20	8.20	43.40
	GOATARY	0.00	2.00	2.00
JAMTARA	DAIRY	0.00	3.15	81.20
	FISHERY	0.00	5.60	17.20
	GOATARY	0.00	0.00	9.49
KHUNTI	DAIRY	7.00	6.00	7.00
	LAC	16.00	4.00	16.00
KODERMA	DAIRY	50.42	23.50	58.79
	FISHERY	33.72	6.20	23.72
	GOATARY	3.70	3.70	3.70
LATEHAR	DAIRY	41.92	0.00	587.57
LOHARDAGA	DAIRY	0.00	0.00	8.65
PAKUR	DAIRY	38.04	7.78	37.49
	FISHERY	4.40	3.50	4.40
PALAMU	DAIRY	0.00	7.82	20.02
	FARM MECHANISATION	0.00	50.00	532.72
	GOATARY	0.00	0.00	1.15
RAMGARH	DAIRY	280.00	230.50	2535.00
	GOATARY	232.00	199.50	1696.00
RANCHI	DAIRY	635.99	150.90	922.29
	FISHERY	15.00	11.23	21.26
SAHEBGANJ	DAIRY	0.00	152.28	2642.39
	FISHERY	0.00	19.25	75.96
	GOATARY	0.00	10.25	105.58
SERAIKELA	DAIRY	16.82	0.00	16.82
SIMDEGA	Bee Keeping	4.88	0.00	4.88
	GOATARY	0.00	0.00	0.24
	POULTRY	2.37	0.48	3.09
WEST SINGHBHUM	GOATARY	0.00	0.00	1.10
	PIGGERY	0.00	0.00	0.90
	Grand Total	4299.95	1351.01	11048.16

STATE LEVEL BANKERS' COMMITTEE-JHARKHAND

STATUS OF STANDARDISED SYSTEM FOR DATA FLOW

SL NO	BANK NAME	SEPT QTR		DEC QTR		MAR QTR		WHETHER SUBMITTED REPORT IN ANY QUARTER DURING (FY20-21)
		SUBMITTED	PENDING	SUBMITTED	PENDING	SUBMITTED	PENDING	
1	AIRTEL PAYMENTS BANK	0	33	0	33	33	0	YES
2	AXIS BANK LTD	0	33	0	33	0	33	NO
3	BANDHAN BANK	29	4	29	4	0	33	YES
4	BANK OF BARODA	33	0	33	0	33	0	YES
5	BANK OF INDIA	33	0	33	0	33	0	YES
6	BANK OF MAHARASHTRA	0	33	0	33	0	33	NO
7	CANARA BANK	33	0	33	0	33	0	YES
8	CENTRAL BANK OF INDIA	32	1	31	1	33	0	YES
9	DHANBAD CENTRAL CO-OP.BANK	0	33	0	33	0	33	NO
10	ESAF SMALL FINANCE BANK LIMITED	28	5	28	5	33	0	YES
11	FEDERAL BANK LTD	33	0	33	0	33	0	YES
12	FINO PAYMENTS BANK	0	33	0	33	33	0	YES
13	HDFC BANK LTD	33	0	33	0	33	0	YES
14	ICICI BANK LTD	0	33	0	33	0	33	NO
15	IDBI BANK LTD	31	2	31	2	33	0	YES
16	IDFC FIRST BANK LIMITED	29	4	29	4	0	33	YES
17	INDIA POST PAYMENTS BANK	0	33	0	33	0	33	NO
18	INDIAN BANK	30	3	30	3	0	33	YES
19	INDIAN OVERSEAS BANK	29	4	29	4	0	33	YES
20	INDUSIND BANK	33	0	33	0	33	0	YES
21	JAMMU & KASHMIR BANK LTD	33	0	33	0	33	0	YES
22	JANA SMALL FINANCE BANK	19	14	19	14	0	33	YES
23	JHARKHAND RAJYA GRAMIN BANK	0	33	0	33	0	33	NO
24	JHARKHAND STATE COOPERATIVE BANK L	33	0	33	0	19	14	YES
25	KARNATAKA BANK LTD	28	0	28	0	0	33	YES
26	KARUR VYSYA BANK	33	0	33	0	0	33	YES
27	KOTAK MAHENDRA BANK LTD	0	33	0	33	0	33	NO
28	LAKSHMI VILAS BANK	0	33	0	33	0	33	NO
29	PUNJAB AND SINDH BANK	33	0	33	0	33	0	YES
30	PUNJAB NATIONAL BANK	33	0	33	0	10	23	YES
31	SOUTH INDIAN BANK LTD	26	7	26	7	20	13	YES
32	STATE BANK OF INDIA	33	0	33	0	33	0	YES
33	UCO BANK	32	0	32	0	33	0	YES
34	UJIVAN SMALL FINANCE BANK	0	33	0	33	0	33	NO
35	UNION BANK OF INDIA	0	33	0	33	33	0	YES
36	UTKARSH SMALL FINANCE BANK LIMITED	0	33	0	33	33	0	YES
37	YES BANK	33	0	33	0	33	0	YES

Doubling of farmers' Income by 2022

S. No.	District	Details of Farmer						Benchmark Parameter								Short Term Credit				
		Total No of Farmers	Out of A total no of Operational Holdings	Out of A total no of PM Kissan beneficiary farmers	Out of A total no of SF/MF farmers	Out of A total no of Tenant farmers	Total No of SF/MF/Tenant farmers (D+E)	No. of Agri. Loan Accounts	Out of G total no of KCC a/cs (No of A/cs)	Out of G total no of SF/MF a/cs (No of A/cs)	Out of G total no of Allied Activities a/cs (No of A/cs)	Out of H (Total no of KCC a/cs) total no of PM Kissan beneficiary (No of A/cs)	No. of SF/MF Accounts financed (disbursed) during the year (No of A/cs)	No. of Tenant Farmers Accounts financed (disbursed) during the year (No of A/cs)	Total No. of SF/MF and Tenant Farmers Accounts financed (disbursed) during the year (K+L)	Crop Loan Amount disbursed per hectare of net cultivable area (Amount in Rs Lacs)#	Total No of SF/ MF/ Tenant Farmers financed (No. of Accounts)	Total Amount of SF/ MF/ Tenant Farmers financed (Amt in Rs Lacs)	Total No of allied activities Accounts (No. of Accounts)	Total Amount of Allied Activities Accounts (Amount in Rs Lacs)
1	BOKARO	1,38,000	87,991	75,278	83,592	-	83,592	86,077	61,877	78,427	20,017	23,561	17,624	-	17,624	0.19	14,881	7,984.00	7,417	5,995.00
2	CHATRA	1,24,580	73,043	2,51,742	1,13,017	31,305	1,44,322	64,483	57,850	88,302	9,641	69,711	36,731	10,569	1,06,442	0.16	41,235	10,995.43	3,856	3,258.92
3	DEOGHAR	1,10,698	81,282	2,24,171	82,758		82,758	97,114	81,282	79,389	15,832	46,992	22,291		22,291	0.34	20,063	27,193.62	15,832	13,292.93
4	DHANBAD	97,024	41,631	96,858	97,024		97,024	91,821	53,998	67,584	53	5,334	6,505		6,505	0.02	73,834	1,709.56		
5	DUMKA	1,20,752	1,08,973	1,39,326	1,02,578	-	1,02,578	1,01,545	70,240	86,713	29,469	37,210	21,076	-	21,076	0.52	76,798	24,219.11	102	71.40
6	EAST-SINGHBH	1,67,171	1,67,171	1,33,306	1,42,638	-	1,42,638	1,01,355	71,536	84,122	3,088		31,436	-	31,436		61,235	28,301.00	934	607.10
7	GARHWA	2,48,000	1,83,394	2,80,342	2,20,000	-	2,20,000	79,458	68,369	75,265	852	68,369	36,377	-	36,377	0.44	29,971	22,647.04	57	1.79
8	GIRIDIH	1,85,110	1,82,550	1,74,106	1,38,833	-	1,38,833	1,10,282	80,342	78,158	252	80,342	28,260	-	28,260	0.28	78,158	37,588.95	252	88.80
9	GODDA	1,40,000	78,210	1,41,595	54,000	65,000	1,19,000	89,177	59,093	90,504	254	3,000	15,730		18,730	46,275.00	91,504	35,394.00	16,030	9,160.00
10	GUMLA	3,21,000	1,46,500	1,12,160	2,42,833	78,167	3,21,000	64,694	56,840	73,634	9,167	56,342	3,265	-	3,265	0.00	59,493	22,545.78	2,756	2,204.08
11	HAZARIBAGH	2,08,372	1,27,887	2,42,222	1,13,864	1,909	1,15,773	1,32,521	81,957	1,13,864	2,410	22,610	4,710		27,320	9,513.00	16,185	8,217.00	10,251	18,850.00
12	JAMTARA	1,25,326	37,570	1,12,033	75,196	2,600	77,796	54,701	48,915	29,349	5,881	41,848	17,103	-	17,103	0.70	14,400	70.82	6,646	10,587.00
13	KHUNTI	75,000	1,09,095	69,219	65,100	6,112	71,212	23,517	20,961	23,490	2,556	20,961	4,204	-	4,204	2,468.00	3,559	1,770.52	-	-
14	KODERMA	1,06,000	35,750	51,974	71,550	23,850	95,400	54,763	34,380	48,634	41,220	9,675	4,570	1,517	14,245	0.59	-	-	-	-
15	LATEHAR	77,791	75,190	1,00,615	60,011		60,011	36,013	34,660	28,948	1,809		3,763		3,763	0.30	28,948	19,105.68		
16	LOHARDAGA	99,780	42,029	55,010	33,456	-	33,456	44,373	39,766	43,015	4,550	26,960	4,139	-	4,030	3.82	43,040	24,579.41	16,007	16,093.62
17	PAKUR	1,24,500	1,11,000	1,10,754	68,356	53,178	1,21,534	59,822	27,236	52,959	19,987	52,643	3,572	586	2,061	0.18	1,720	1,780.24	475	440.85
18	PALAMU	2,93,231	2,74,040	2,32,069	2,53,478		2,53,478	1,28,133	96,008	1,17,228	31,721		50,582		50,582	0.64	1,17,228	67,278.58		
19	RAMGARH	61,729	61,729	59,839			-	50,882	31,052			16,755				16,172.37				
20	RANCHI	72,370	98,042	2,06,005	72,175	162	72,337	4,44,131	1,03,719	74,530	14,123	33,762	18,786	62	18,848	7,854.04	56,635	8,079.49	179	235.55
21	SAHEBGANJ	1,35,051	1,25,981	65,106	94,257	9,070	1,03,327	62,997	41,516	66,197	21,834	36,189	21,380	-	22,396	30,762.00	66,197	36,780.00	21,834	11,253.00
22	SARAIKELA	2,35,912	1,37,026	86,899	1,04,327	30,186	1,34,513	71,199	52,074	49,859	1,49,359	25,906	10,568	4,598	18,547	67,160.00	68,741	687.41		
23	SIMDEGA	1,28,544	84,593	41,553	64,342		64,342	28,753	22,328	21,993	6,425	22,032	4,290		4,290	9,612.66	21,993	9,496.23	4,290	2,233.57
24	WEST-SINGHBH	2,26,630		1,23,292	1,15,876	52,027	1,67,903	88,049	76,633	92,046	16,837	79,617	92,046	53,639	53,639	47,107.32	92,046	47,107.32	16,837	20,558.40
	Total	36,22,571	24,70,677	31,85,474	24,69,261	3,53,566	28,22,827	21,65,860	13,72,632	15,64,210	4,07,337	7,79,819	4,59,008	70,971	5,33,034	2,36,932.57	10,77,864	4,43,531.19	1,23,755	1,14,932.01

Doubling of farmers' Income by 2022

S. No.	District	Benchmark Parameter					Growth Parameters (Over the Previous Period)												
		Term Loan				Extent of Coverage under Crop Insurance	Short Term credit / Working capital for allied activities		Growth in Agriculture Term Loan disbursed (Capital Formation)		Growth in Agriculture Infrastructure (Capital)		Crop	Market Development / Linkage					
		Total No of SF/ MF/ Tenant Farmers financed (No. of Accounts)	Total amount of SF/ MF/ Tenant Farmers financed (Amount in Rs Lacs)	Total No of allied activities Accounts (No. of Accounts)	Total Amount of Allied Activities (Amount in Rs Lacs)		Growth in number of accounts of Short term credit / Working capital for allied activities to farmers	Growth in amount of Short term credit / Working capital for allied activities to farmers (Amt in Rs)	Growth in No of accounts of Term Loan for Agriculture and allied activities (Farm Credit) (No. of)	Growth in Amount of Term Loan for Agriculture and allied activities (Farm Credit) (Amount in Rs Lacs)	Growth in No of accounts in Agriculture Infrastructure (No of A/cs)	Growth in No of amount in Agriculture Infrastructure (No of Amount)		Growth in number of claims received and settled	Growth in Number of FPOs financed by Banks	Growth in Amount in No. of FPOs financed by Banks(Amount in Rs. Lacs)	Growth in Number of SHGs/JLGs financed by Banks	Growth in Amount of SHGs/JLGs financed by Banks(Amount in Rs. Lacs)	Growth in Number of accounts against warehouse receipts
T	U	V	W	X	Y	Z	AA	AB	AC	AD	AE	AF	AG	AH	AI	AJ	AK		
1	BOKARO	16,169	10,903.00	16,169	10,903.00	-	-	-	16,169	10,791.41	71	114		1	1,00,000.00	1,467	2,522.01	-	-
2	CHATRA	3,849	3,281.00	3,863	3,154.00	93,706	13,040	2,439	5,145	4,165.20	361	611		-	-	2,863	4,463.00	-	-
3	DEOGHAR	11,874	9,969.70	11,874	13,292.93	97,114	-5,916	1,568	3,521	3,313.13	276	449		-	-	1,480	2,220.00	-	-
4	DHANBAD	5,833	6,737.16	5,769	6,515.81		3,802	2,096	4,029	3,607.94	-	-				2,013	10,065.00		
5	DUMKA	24,172	7,851.54	9,413	4,069.49	-	37	26	379	254.90	-	-				2,100	2,100.00	-	-
6	EAST-SINGHBH	25,975	11,922.14	2,054	1,385.00	84,122	110	106	99	98.60	3	30				920	920.00		
7	GARHWA	6,406	2,682.53	852	1,274.09	-	57	2	-3,179	-3,124.05	-	-				708	1,571.84	-	-
8	GIRIDIH	24,186	11,590.69	29,185	13,065.51		-18,573	-11,239	220	-102.42	7	2				4,730	3,014.40	-	-
9	GODDA	16,030	9,160.00	254	172.00	-	130	88	130	906.00	8	802			3.00	2,355	2,355.00		
10	GUMLA	14,141	8,437.52	6,411	8,135.24	1,452	0	0	0	0.06	0	0				0	0.30	-	-
11	HAZARIBAGH	26,436	18,850.00	10,251	10,633.00		979	8,217	26,436	10,633.00				6	13.20	1,080	3,171.00		
12	JAMTARA	7,077	624.00	5,881	624.00	23,847	12,921	27	810	6.24	20	5				316	316.00	-	-
13	KHUNTI	645	697.16	645	697.16	20,961	-	-	645	697.16	-	-				986	1,597.20	-	-
14	KODERMA	14,245	8,274.07	11,712	8,318.24	67,812	-	-	3,093	3,440.97	-	-				1,296	1,298.25	-	-
15	LATEHAR	1,949	1,645.21						-583	-626.17	-	-				536	587.03		
16	LOHARDAGA	4,030	4,630.00	4,551	5,620.00	-	5,465	3,230	1,410	1,520.00	1	5				432	8.15	-	-
17	PAKUR	2,088	1,780.24	475	440.85	53,105	1,980	1,780	537	2,304.00	395	607					310.00		
18	PALAMU	25,731	8,599.64	29,390	10,785.52				-2,918	-1,550.80	-	-				4,592	4,899.80		
19	RAMGARH															12,691			
20	RANCHI	22,322	53,107.90	13,040	47,721.36	30	5,409	1,110	-	-	-	-				2,320	3,401.00	-	-
21	SAHEBGANJ	62,997	36,780.00	21,834	7,801.00	43,591	6,483	4,025	1,881	7,801.00	722	861				12,236	13,558.00		
22	SARAIKELA	1,15,462	1,241.00	1,94,054	3,498.00	21,469	4,562	1,945	468	264.00						3,610	3,610.00		
23	SIMDEGA	5,652	3,202.21	6,307	3,652.50		111	103								3,510	2,780.32		
24	WEST-SINGHBH	16,837	20,558.40	16,837	20,558.40	52,027	2,530	1,799	2,530	1,799.00	125	26		1	9.45	3,312	2,065.54		
Total		4,54,106	2,42,525.11	4,00,821	1,82,317.10	5,59,236	33,127	17,322	60,822	46,199.17	1,989	3,511	-	8	1,00,025.65	65,553	66,833.84	-	-

ANNEXURE

STATE LEVEL BANKERS' COMMITTEE - JHARKHAND
CONVENOR : BANK OF INDIA
BANKWISE POSITION IN KEY PARAMETERS
AS ON 31 ST MARCH 2021

[AMT IN LACS.] ANNEXURE : 1

SL. NO.	BANKS	DEPOSIT	ADVANCE	CASA DEPOSIT	CD RATIO	PRIORITY SECTOR ADV	% OF PS TO ADV	AGRICULTURE	% OF AGRI TO ADV	MSME	% OF MSME TO ADV	OPS	% OF OPS TO ADV	NPS	EXPORT FINANCE	DRI	% OF DRI TO ADV
LEAD BANKS																	
1	STATE BANK OF INDIA	84,97,851.53	22,09,626.94	38,90,226.00	26.00	5,94,853.05	26.92	86,364.80	3.91	2,94,886.68	13.35	2,13,601.57	9.67	16,14,773.89	2,714.00	69.00	0.00
2	BANK OF INDIA	44,61,988.00	10,21,709.00	26,46,147.00	22.90	8,07,173.54	79.00	2,88,994.61	28.29	4,17,580.83	40.87	1,00,598.10	9.85	2,14,535.46	-	69.00	0.01
3	INDIAN BANK	11,70,740.00	3,14,254.00	5,89,693.00	26.84	2,02,728.23	64.51	53,016.84	16.87	1,25,491.62	39.93	24,219.77	7.71	1,11,525.77	-	69.00	0.02
A	SUB TOTAL	1,41,30,579.53	35,45,589.94	71,26,066.00	25.09	16,04,754.82	45.26	4,28,376.25	12.08	8,37,959.13	23.63	3,38,419.44	9.54	19,40,835.12	2,714.00	69.00	0.03
OTHER PUBLIC SECTOR BANKS																	
1	CENTRAL BANK OF INDIA	5,54,345.35	1,23,905.70	2,49,782.17	22.35	1,00,611.75	81.20	31,549.63	25.46	46,144.39	37.24	22,917.73	18.50	23,293.95	-	195.31	0.16
2	PUNJAB NATIONAL BANK	16,77,974.00	5,20,717.00	7,67,601.00	31.03	3,41,552.84	65.59	68,772.77	13.21	2,23,083.15	42.84	49,696.92	9.54	1,79,164.16	-	5,339.00	1.03
3	CANARA BANK	26,98,481.88	4,03,350.00	4,73,683.00	14.95	3,35,587.46	83.20	72,644.84	18.01	1,37,582.69	34.11	1,25,359.93	31.08	67,762.54	-	2,020.15	0.50
4	UNION BANK OF INDIA	9,71,413.28	3,93,108.50	3,97,474.17	40.47	3,67,095.94	93.38	39,243.16	9.98	2,87,435.08	73.12	40,417.70	10.28	26,012.56	21.27	4.94	0.00
5	UCO BANK	4,57,185.88	83,240.56	1,94,364.62	18.21	73,242.24	87.99	16,015.61	19.24	39,963.34	48.01	17,263.29	20.74	9,998.32	49.00	2.77	0.00
6	BANK OF BARODA	8,10,482.47	3,00,765.66	3,96,548.86	37.11	2,07,613.80	69.03	36,233.39	12.05	1,28,914.27	42.86	42,466.14	14.12	93,151.86	-	250.71	0.08
7	INDIAN OVERSEAS BANK	2,44,363.00	76,366.09	-	31.25	76,366.09	100.00	1,577.47	2.07	64,304.43	84.21	10,486.96	13.73	-	-	317.10	0.42
8	PUNJAB AND SINDH BANK	1,03,689.00	28,157.00	29,271.00	27.16	21,457.97	76.21	122.80	0.44	16,005.75	56.84	5,329.42	18.93	6,699.03	-	-	0.00
9	BANK OF MAHARASHTRA	27,342.57	11,179.79	11,517.97	40.89	10,897.57	97.48	32.22	0.29	4,921.21	44.02	5,944.14	53.17	282.22	-	-	0.00
B	SUB TOTAL	75,45,277.43	19,40,790.30	25,20,242.79	25.72	15,34,425.66	79.06	2,66,191.89	13.72	9,48,354.31	48.86	3,19,882.23	16.48	4,06,364.64	70.27	8,129.98	0.42

SOURCE : SLBC PORTAL

STATE LEVEL BANKERS' COMMITTEE - JHARKHAND
CONVENOR : BANK OF INDIA
BANKWISE POSITION IN KEY PARAMETERS
AS ON 31 ST MARCH - 2021

[AMT IN LACS.] ANNEXURE : 1

SL. NO.	BANKS	DEPOSIT	ADVANCE	CASA DEPOSIT	CD RATIO	PRIORITY SECTOR ADV	% OF PS TO ADV	AGRICULTURE	% OF AGRI TO ADV	MSME	% OF MSME TO ADV	OPS	% OF OPS TO ADV	NPS	EXPORT FINANCE	DRI	% OF DRI TO ADV
PRIVATE SECTOR BANK																	
1	IDBI BANK	4,45,647.80	1,64,492.69	2,70,539.75	36.91	1,17,384.59	71.36	10,303.80	6.26	57,857.17	35.17	49,223.62	29.92	47,108.10	-	4.74	0.00
2	IDFC FIRST BANK	30,081.00	34,587.00	24,278.00	114.98	1,428.00	4.13	1.00	0.00	1,251.00	3.62	176.00	0.51	33,159.00	-	-	0.00
3	FEDERAL BANK	59,562.00	22,461.10	16,611.47	37.71	5,392.94	24.01	1,403.23	6.25	3,243.39	14.44	746.32	3.32	17,068.16	-	-	0.00
4	HDFC BANK	9,55,965.17	6,95,067.08	5,40,852.25	72.71	1,76,889.35	25.45	31,735.57	4.57	1,38,579.33	19.94	6,574.45	0.95	5,18,177.73	-	-	0.00
5	ICICI BANK	5,65,557.16	5,08,084.92	-	89.84	1,43,219.20	28.19	9,570.70	1.88	1,15,235.32	22.68	18,413.18	3.62	3,64,865.72	6.83	-	0.00
6	KARNATAKA BANK LTD.	8,294.95	22,428.80	4,768.84	270.39	21,959.07	97.91	-	0.00	21,865.56	97.49	93.51	0.42	469.73	-	-	0.00
7	AXIS BANK	6,22,191.00	3,12,463.02	2,96,936.00	50.22	71,960.00	23.03	16,920.00	5.42	48,304.00	15.46	6,736.00	2.16	2,40,503.02	-	-	0.00
8	INDUS IND BANK	1,10,093.88	3,29,765.29	-	299.53	2,50,182.48	75.87	93,265.29	28.28	1,56,542.35	47.47	374.84	0.11	79,582.81	-	-	0.00
9	JAMMU AND KASHMIR BANK LT	2,854.37	1,369.05	1,862.82	47.96	609.61	44.53	-	0.00	-	0.00	609.61	44.53	759.44	-	1.22	0.09
10	YES BANK	52,205.00	29,733.00	15,636.00	56.95	6,734.00	22.65	-	0.00	6,734.00	22.65	-	0.00	22,999.00	-	-	0.00
11	KOTAK MAHINDRA BANK	81,170.12	41,798.26	46,055.75	51.49	28,213.46	67.50	5,470.04	13.09	22,743.42	54.41	-	0.00	13,584.80	-	-	0.00
12	SOUTH INDIAN BANK	19,140.32	2,294.80	3,403.00	11.99	1,317.96	57.43	475.75	20.73	568.54	24.78	273.67	11.93	976.84	-	-	0.00
13	LAXMI VILASH BANK	2,398.39	1,017.69	832.67	42.43	-	0.00	-	0.00	-	0.00	-	0.00	1,017.69	-	-	0.00
14	KARUR VASYA BANK	1,274.81	1,791.63	568.85	140.54	1,586.00	88.52	1,586.00	88.52	-	0.00	-	0.00	205.63	-	-	0.00
15	BANDHAN BANK	1,19,038.89	1,04,110.18	1,30,381.01	87.46	99,801.75	95.86	12,487.62	11.99	84,642.07	81.30	2,672.06	2.57	4,308.43	-	-	0.00
C	SUB TOTAL	30,75,474.86	22,71,464.51	13,52,726.41	73.86	9,26,678.41	40.80	1,83,219.00	8.07	6,57,566.15	28.95	85,893.26	3.78	13,44,786.10	6.83	5.96	0.00
A+B+C	TOTAL COMM BANK	2,47,51,331.82	77,57,844.75	1,09,99,035.20	31.34	40,65,858.89	52.41	8,77,787.14	11.31	24,43,879.59	31.50	7,44,194.93	9.59	36,91,985.86	2,791.10	8,204.94	0.11
REGIONAL RURAL BANKS																	
D	JHARKHAND RAJYA GRAMIN BA	8,42,141.00	3,45,011.00	5,41,053.00	40.97	3,19,979.48	92.74	1,99,332.69	57.78	51,617.96	14.96	69,028.83	20.01	25,031.52	-	-	0.00
COOPERATIVE BANKS																	
1	DHANBAD CENTRAL COOPERAT	34,660.02	3,138.43	11,823.33	9.05	266.40	8.49	103.68	3.30	-	0.00	162.72	5.18	2,872.03	-	-	-
2	COOPERATIVE BANK	1,81,337.20	23,816.11	1,06,763.71	13.13	13,454.52	56.49	11,039.01	46.35	-	0.00	2,415.51	10.14	10,361.59	-	-	0.00
E	SUB TOTAL	2,15,997.22	26,954.54	1,18,587.04	12.48	13,720.92	50.90	11,142.69	41.34	-	0.00	2,578.23	9.57	13,233.62	-	-	0.00
SMALL FINANCE BANKS																	
1	ESAF BANK	8,896.91	18,757.79	2,042.81	210.83	18,596.31	99.14	4,896.91	26.11	9,310.49	49.64	4,388.91	23.40	161.48	-	-	0.00
2	UJIVAN BANK	18,272.00	31,071.00	6,852.00	170.05	27,819.29	89.53	8,157.29	26.25	3,590.00	11.55	16,072.00	51.73	3,251.71	-	-	0.00
3	UTKARSH BANK	35,518.00	58,569.00	4,202.00	164.90	57,281.00	97.80	24,362.00	41.60	11,661.00	19.91	21,258.00	36.30	1,288.00	-	-	0.00
4	JANA BANK	20,816.95	17,832.29	2,313.98	85.66	16,552.74	92.82	4,935.78	27.68	302.04	1.69	11,314.92	63.45	1,279.55	-	-	0.00
F	SUB TOTAL	83,503.86	1,26,230.08	15,410.79	151.17	1,20,249.34	95.26	42,351.98	33.55	24,863.53	19.70	53,033.83	42.01	5,980.74	-	-	0.00
GRAND TOTAL (A+B+C+D+E+F)		2,58,92,973.90	82,56,040.37	1,16,74,086.03	31.89	45,19,808.63	54.75	11,30,614.50	13.69	25,20,361.08	30.53	8,68,835.82	10.52	37,36,231.74	2,791.10	8,204.94	0.10

SOURCE : SLBC PORTAL

STATE LEVEL BANKERS' COMMITTEE - JHARKHAND
CONVENOR : BANK OF INDIA
BANKWISE POSITION UNDER IN IMPORTANT PARAMETERS
AS ON 31 ST MARCH - 2021

[AMT IN LACS.]

ANNEXURE : 2

SL. NO.	BANKS	DEPOSIT	ADVANCE	CASA DEPOSIT	CD RATIO	WEAKER SECTION	% TO TOTAL CREDIT	MINORITY	% TO TOTAL CREDIT	SC	% TO TOTAL CREDIT	ST	% TO TOTAL CREDIT	WOMAN	% TO TOTAL CREDIT
LEAD BANKS															
1	STATE BANK OF INDIA	84,97,851.53	22,09,626.94	38,90,226.00	26.00	1,30,107.00	5.89	1,16,507.00	5.27	1,17,146.00	5.30	1,59,132.00	7.20	2,30,226.00	10.42
2	BANK OF INDIA	44,61,988.00	10,21,709.00	26,46,147.00	22.90	2,41,053.09	23.59	67,676.84	6.62	18,566.17	1.82	48,688.26	4.77	27,212.82	2.66
3	INDIAN BANK	11,70,740.00	3,14,254.00	5,89,693.00	26.84	60,074.78	19.12	60,254.51	19.17	34,546.53	10.99	77,897.51	24.79	14,895.42	4.74
A	SUB TOTAL	1,41,30,579.53	35,45,589.94	71,26,066.00	25.09	4,31,234.87	12.16	2,44,438.35	6.89	1,70,258.70	4.80	2,85,717.77	8.06	2,72,334.24	7.68
OTHER PUBLIC SECTOR BANKS															
1	CENTRAL BANK OF INDIA	5,54,345.35	1,23,905.70	2,49,782.17	22.35	40,695.00	32.84	10,761.93	8.69	10,980.00	8.86	12,399.00	10.01	23,024.00	18.58
2	PUNJAB NATIONAL BANK	16,77,974.00	5,20,717.00	7,67,601.00	31.03	3,31,247.00	63.61	18,976.00	3.64	9,389.00	1.80	1,686.00	0.32	29,758.00	5.71
3	CANARA BANK	26,98,481.88	4,03,350.00	4,73,683.00	14.95	51,021.70	12.65	37,125.40	9.20	20,065.10	4.97	19,210.45	4.76	12,710.50	3.15
4	UNION BANK OF INDIA	9,71,413.28	3,93,108.50	3,97,474.17	40.47	25,217.78	6.41	21,951.35	5.58	4,516.72	1.15	10,576.77	2.69	24,395.42	6.21
5	UCO BANK	4,57,185.88	83,240.56	1,94,364.62	18.21	19,922.73	23.93	7,222.44	8.68	1,818.43	2.18	3,605.81	4.33	11,223.92	13.48
6	BANK OF BARODA	8,10,482.47	3,00,765.66	3,96,548.86	37.11	58,162.11	19.34	6,348.27	2.11	16,693.86	5.55	10,678.42	3.55	22,417.79	7.45
7	INDIAN OVERSEAS BANK	2,44,363.00	76,366.09	-	31.25	1,206.00	1.58	1,355.00	1.77	846.00	1.11	1,255.50	1.64	1,730.00	2.27
8	PUNJAB AND SINDH BANK	1,03,689.00	28,157.00	29,271.00	27.16	382.17	1.36	339.00	1.20	14.20	0.05	3.50	0.01	230.31	0.82
9	BANK OF MAHARASHTRA	27,342.57	11,179.79	11,517.97	40.89	106.00	0.95	194.00	1.74	125.00	1.12	101.00	0.90	288.00	2.58
B	SUB TOTAL	75,45,277.43	19,40,790.30	25,20,242.79	25.72	5,27,960.49	27.20	1,04,273.39	5.37	64,448.31	3.32	59,516.45	3.07	1,25,777.94	6.48

SOURCE : SLBC PORTAL

STATE LEVEL BANKERS' COMMITTEE - JHARKHAND
CONVENOR : BANK OF INDIA
BANKWISE POSITION UNDER IN IMPORTANT PARAMETERS
AS ON 31 ST MARCH 2021

[AMT IN LACS.] ANNEXURE : 2

SL. NO.	BANKS	DEPOSIT	ADVANCE	CASA DEPOSIT	CD RATIO	WEAKER SECTION	% TO TOTAL CREDIT	MINORITY	% TO TOTAL CREDIT	SC	% TO TOTAL CREDIT	ST	% TO TOTAL CREDIT	WOMAN	% TO TOTAL CREDIT
PRIVATE SECTOR BANKS															
1	IDBI BANK	4,45,647.80	1,64,492.69	2,70,539.75	36.91	17,728.50	10.78	8,945.10	5.44	3,275.02	1.99	5,797.36	3.52	19,472.94	11.84
2	IDFC FIRST BANK	30,081.00	34,587.00	24,278.00	114.98	30.00	0.09	-	0.00	806.00	2.33	1,540.00	4.45	-	0.00
3	FEDERAL BANK	59,562.00	22,461.10	16,611.47	37.71	759.30	3.38	-	0.00	48.87	0.22	43.91	0.20	-	0.00
4	HDFC BANK	9,55,965.17	6,95,067.08	5,40,852.25	72.71	32,877.64	4.73	10,144.09	1.46	410.39	0.06	1,075.54	0.15	42,244.29	6.08
5	ICICI BANK	5,65,557.16	5,08,084.92	-	89.84	13,133.17	2.58	19,390.75	3.82	1,532.62	0.30	1,784.63	0.35	1,34,322.12	26.44
6	KARNATAKA BANK LTD.	8,294.95	22,428.80	4,768.84	270.39	-	0.00	70.00	0.31	-	0.00	-	0.00	-	0.00
7	AXIS BANK	6,22,191.00	3,12,463.02	2,96,936.00	50.22	6,104.00	1.95	3,918.00	1.25	2,839.00	0.91	1,550.00	0.50	7,007.00	2.24
8	INDUS IND BANK	1,10,093.88	3,29,765.29	-	299.53	-	0.00	-	0.00	-	0.00	-	0.00	-	0.00
9	JAMMU AND KASHMIR BANK I	2,854.37	1,369.05	1,862.82	47.96	1.11	0.08	1,179.40	86.15	-	0.00	-	0.00	276.00	20.16
10	YES BANK	52,205.00	29,733.00	15,636.00	56.95	236.00	0.79	271.00	0.91	-	0.00	-	0.00	-	0.00
11	KOTAK MAHINDRA BANK	81,170.12	41,798.26	46,055.75	51.49	7,313.78	17.50	3,353.92	8.02	438.38	1.05	679.84	1.63	-	0.00
12	SOUTH INDIAN BANK	19,140.32	2,294.80	3,403.00	11.99	-	0.00	-	0.00	-	0.00	-	0.00	-	0.00
13	LAXMI VILASH BANK	2,398.39	1,017.69	832.67	42.43	-	0.00	38.33	3.77	-	0.00	2.50	0.25	25.10	2.47
14	KARUR VASYA BANK	1,274.81	1,791.63	568.85	140.54	-	0.00	26.00	1.45	-	0.00	-	0.00	-	0.00
15	BANDHAN BANK	1,19,038.89	1,04,110.18	1,30,381.01	87.46	97,244.67	93.41	36,612.36	35.17	6,128.33	5.89	3,048.01	2.93	1,02,632.72	98.58
C	SUB TOTAL	30,75,474.86	22,71,464.51	13,52,726.41	73.86	1,75,428.17	7.72	83,948.95	3.70	15,478.61	0.68	15,521.79	0.68	3,05,980.17	13.47
A+B+C	TOTAL COMM BANK	2,47,51,331.82	77,57,844.75	1,09,99,035.20	31.34	11,34,623.53	14.63	4,32,660.69	5.58	2,50,185.62	3.22	3,60,756.01	4.65	7,04,092.35	9.08
REGIONAL RURAL BANKS															
D	JHARKHAND RAJYA GRAMIN I	8,42,141.00	3,45,011.00	5,41,053.00	40.97	2,44,322.97	70.82	23,347.00	6.77	36,143.45	10.48	33,712.89	9.77	24,517.00	7.11
COOPERATIVE BANKS															
1	DHANBAD CENTRAL COOPER A	34,660.02	3,138.43	11,823.33	9.05	-	0.00	-	0.00	-	0.00	-	0.00	-	0.00
2	COOPERATIVE BANK	1,81,337.20	23,816.11	1,06,763.71	13.13	-	0.00	-	0.00	-	0.00	-	0.00	310.10	1.30
E	SUB TOTAL	2,15,997.22	26,954.54	1,18,587.04	12.48	-	0.00	-	0.00	-	0.00	-	0.00	310.10	1.15
SMALL FINANCE BANKS															
1	ESAF BANK	8,896.91	18,757.79	2,042.81	210.83	18,592.77	99.12	5,606.80	29.89	2,053.41	10.95	1,202.82	6.41	18,592.77	99.12
2	UJJIVAN BANK	18,272.00	31,071.00	6,852.00	170.05	24,085.00	77.52	5,931.00	19.09	1,814.00	5.84	1,550.00	4.99	26,611.00	85.65
3	UTKARSH BANK	35,518.00	58,569.00	4,202.00	164.90	52,570.00	89.76	1,934.00	3.30	20,025.00	34.19	6,426.00	10.97	46,103.00	78.72
4	JANA BANK	20,816.95	17,832.29	2,313.98	85.66	-	0.00	-	0.00	-	0.00	-	0.00	-	0.00
F	SUB TOTAL	83,503.86	1,26,230.08	15,410.79	151.17	95,247.77	75.46	13,471.80	10.67	23,892.41	18.93	9,178.82	7.27	91,306.77	72.33
GRAND TOTAL (A+B+C+D+E+F)		2,58,92,973.90	82,56,040.37	1,16,74,086.03	31.89	14,74,194.27	17.86	4,69,479.49	5.69	3,10,221.48	3.76	4,03,647.72	4.89	8,20,226.22	9.93

SOURCE : SLBC PORTAL

STATE LEVEL BANKERS' COMMITTEE, JHARKHAND
CONVENOR - BANK OF INDIA
BANK WISE-BRANCH NETWORK (AS ON 31.03.2021)

ANNEXURE: 3A

SR. NO.	BANK NAME	RURAL			SEMI-URBAN			URBAN			TOTAL BRANCHES			ATM (CUMULATIVE)			
		AS ON 31ST MARCH OF LAST FINANCIAL YEAR	OPENED DURING CURRENT FINANCIAL YEAR 2020-21	CLOSED DURING CURRENT FINANCIAL YEAR 2020-21	AS ON 31ST MARCH OF LAST FINANCIAL YEAR	OPENED DURING CURRENT FINANCIAL YEAR 2020-21	CLOSED DURING CURRENT FINANCIAL YEAR 2020-21	AS ON 31ST MARCH OF LAST FINANCIAL YEAR	OPENED DURING CURRENT FINANCIAL YEAR 2020-21	CLOSED DURING CURRENT FINANCIAL YEAR 2020-21	AS ON 31ST MARCH OF LAST FINANCIAL YEAR	OPENED DURING CURRENT FINANCIAL YEAR 2020-21	CLOSED DURING CURRENT FINANCIAL YEAR 2020-21	TOTAL BRANCHES AS ON 31.03.2021	ON SITE ATM	OFF SITE ATM	TOTAL ATM AS ON 31.03.2021
LEAD BANKS																	
1	STATE BANK OF INDIA	303	1	-	129	3	-	126	5	-	558	9	-	567	499	619	1,118
2	BANK OF INDIA	310	-	-	90	-	-	86	-	-	486	-	-	486	130	181	311
3	INDIAN BANK	77	-	-	47	-	-	44	-	-	168	-	-	168	86	9	95
A	SUB TOTAL	690	1	-	266	3	-	256	5	-	1,212	9	-	1,221	715	809	1,524
OTHER PUBLIC SECTOR BANKS																	
4	BANK OF BARODA	30	-	-	49	-	-	52	-	-	131	-	-	131	107	69	176
5	BANK OF MAHARASTRA	-	-	-	-	-	-	7	3	-	7	3	-	10	5	2	7
6	CANARA BANK	71	-	-	48	-	-	71	-	-	190	-	-	190	139	54	193
7	CENTRAL BANK OF INDIA	29	-	-	32	-	-	27	-	-	88	-	-	88	32	14	46
8	INDIAN OVERSEAS BANK	12	-	-	12	-	-	17	-	1	41	-	1	40	29	10	39
9	PUNJAB & SIND BANK	3	-	-	4	-	-	10	-	-	17	-	-	17	9	-	9
10	PUNJAB NATIONAL BANK	92	-	1	75	-	6	71	-	2	238	-	9	229	142	152	294
11	UCO BANK	19	-	-	27	-	-	27	-	-	73	-	-	73	49	4	53
12	UNION BANK OF INDIA	31	-	-	38	-	-	56	1	-	125	1	-	126	84	45	129
B	SUB TOTAL	287	-	1	285	-	6	338	4	3	910	4	10	904	596	350	946
PRIVATE SECTOR BANKS																	
13	AXIS BANK	5	-	-	31	1	-	35	-	-	71	1	-	72	78	117	195
14	BANDHAN BANK	20	-	-	38	13	-	60	13	-	118	26	-	144	10	-	10
15	FEDERAL BANK	1	-	-	2	-	-	6	-	-	9	-	-	9	9	2	11
16	HDFC BANK	2	-	-	25	-	-	37	2	-	64	2	-	66	66	139	205
17	ICICI BANK	5	-	-	23	-	-	27	-	-	55	-	-	55	69	106	175
18	IDBI BANK	11	-	-	22	-	-	20	-	-	53	-	-	53	53	24	77
19	IDFC FIRST BANK	-	-	-	-	-	-	5	-	-	5	-	-	5	4	1	5
20	INDUSIND BANK	2	-	-	12	1	-	13	-	-	27	1	-	28	20	22	42
21	JAMMU & KASHMIR BANK	-	-	-	-	-	-	1	-	-	1	-	-	1	1	-	1
22	KARNATAKA BANK	-	-	-	-	-	-	3	-	-	3	-	-	3	3	-	3
23	KOTAK MAHINDRA BANK	2	-	-	1	-	-	6	-	-	9	-	-	9	9	1	10
24	KARUR VYSYA BANK	-	-	-	-	-	-	1	-	-	1	-	-	1	1	1	2
25	LAXMI VILAS BANK	-	-	-	-	-	-	2	-	-	2	-	-	2	2	4	6
26	SOUTH INDIA BANK	-	-	-	-	-	-	2	-	-	2	-	-	2	2	-	2
27	YES BANK	-	-	-	-	-	-	5	-	-	5	-	-	5	6	1	7
C	SUB TOTAL	48	-	-	154	15	-	223	15	-	425	30	-	455	333	418	751
REGIONAL RURAL BANK																	
28	JHARKHAND RAJYA GRAMIN BANK	390	-	-	41	-	-	12	-	-	443	-	-	443	20	-	20
D	SUB TOTAL	390	-	-	41	-	-	12	-	-	443	-	-	443	20	-	20
COOPERATIVE BANKS																	
29	JSCB	70	-	-	10	-	-	25	-	-	105	-	-	105	30	3	33
30	DCCB	4	-	-	2	-	-	6	-	-	12	-	-	12	1	-	1
E	SUB TOTAL	74	-	-	12	-	-	31	-	-	117	-	-	117	31	3	34
TOTAL OF COMM. BANK/ GRAMIN BANK/ COOPERATIVE BANK		1,489	1	1	758	18	6	860	24	3	3,107	43	10	3,140	1,695	1,580	3,275
SMALL FINANCE BANKS																	
31	IPPB	-	-	-	-	-	-	22	-	-	22	-	-	22	-	-	-
32	ESAF BANK	-	2	-	-	3	-	1	7	-	1	12	-	13	3	-	3
33	JANA BANK	-	4	-	-	1	-	5	5	-	5	10	-	15	4	-	4
34	UJJIVAN BANK	-	-	-	4	-	-	10	-	-	14	-	-	14	14	-	14
35	UTAKARSH BANK	17	-	-	15	-	-	12	-	-	44	-	-	44	11	1	12
F	SUB TOTAL	17	6	-	19	4	-	50	12	-	86	22	-	108	32	1	33
GRAND TOTAL		1,506	7	1	777	22	6	910	36	3	3,193	65	10	3,248	1,727	1,581	3,308

SOURCE: BANKS

**STATE LEVEL BANKERS' COMMITTEE, JHARKHAND
CONVENOR- BANK OF INDIA
DISTRICT WISE-BRANCH NETWORK (AS ON 31.03.2021)**

ANNEXURE: 3B

SR. NO.	DISTRICT NAME	RURAL			SEMI-URBAN			URBAN			TOTAL BRANCHES			TOTAL BRANCHES AS ON 31.03.2021	ATM (CUMULATIVE)		
		AS ON 31ST MARCH OF LAST FINANCIAL YEAR	OPENED DURING CURRENT FINANCIAL YEAR 2020-21	CLOSED DURING CURRENT FINANCIAL YEAR 2020-21	AS ON 31ST MARCH OF LAST FINANCIAL YEAR	OPENED DURING CURRENT FINANCIAL YEAR 2020-21	CLOSED DURING CURRENT FINANCIAL YEAR 2020-21	AS ON 31ST MARCH OF LAST FINANCIAL YEAR	OPENED DURING CURRENT FINANCIAL YEAR 2020-21	CLOSED DURING CURRENT FINANCIAL YEAR 2020-21	AS ON 31ST MARCH OF LAST FINANCIAL YEAR	OPENED DURING CURRENT FINANCIAL YEAR 2020-21	CLOSED DURING CURRENT FINANCIAL YEAR 2020-21		ON SITE ATM	OFF SITE ATM	TOTAL ATM AS ON 31.03.2021
1	BOKARO	81	-	-	50	-	-	88	4	-	219	4	-	223	137	112	249
2	CHATRA	39	1	-	19	-	-	1	-	-	59	1	-	60	29	8	37
3	DEOGHAR	72	-	-	36	-	1	37	1	-	145	1	1	145	63	77	140
4	DHANBAD	81	-	-	50	-	-	154	2	-	285	2	-	287	176	202	378
5	DUMKA	80	-	-	37	1	1	3	1	-	120	2	1	121	52	27	79
6	EAST SINGHBHUM	92	-	-	44	1	-	189	7	1	325	8	1	332	230	299	529
7	GARHWA	41	-	-	24	2	-	1	-	-	66	2	-	68	30	16	46
8	GIRIDIH	115	1	-	21	-	-	32	1	-	168	2	-	170	66	58	124
9	GODDA	79	-	-	26	1	-	2	-	-	107	1	-	108	49	13	62
10	GUMLA	61	-	-	25	-	-	3	-	-	89	-	-	89	30	11	41
11	HAZARIBAG	79	-	-	24	-	-	53	4	1	156	4	1	159	103	68	171
12	JAMTARA	43	-	-	25	1	-	1	-	-	69	1	-	70	25	12	37
13	KHUNTI	30	-	-	25	-	-	1	-	-	56	-	-	56	16	7	23
14	KODERMA	28	2	-	34	-	-	2	1	-	64	3	-	67	34	26	60
15	LATEHAR	23	-	-	18	3	1	1	-	-	42	3	1	44	21	7	28
16	LOHARDAGA	22	-	-	21	-	1	1	-	-	44	-	1	43	17	13	30
17	PAKUR	37	-	-	29	1	-	2	-	-	68	1	-	69	27	11	38
18	PALAMU	74	1	-	48	6	-	2	1	-	124	8	-	132	60	42	102
19	RAMGARH	54	1	-	59	2	-	3	1	-	116	4	-	120	69	49	118
20	RANCHI	136	1	1	37	1	-	301	13	-	474	15	1	488	342	447	789
21	SAHIBGANJ	47	-	-	35	1	1	2	-	-	84	1	1	84	31	19	50
22	SARAIKELA KHARSA	79	-	-	19	-	1	26	-	1	124	-	2	122	42	27	69
23	SIMDEGA	34	-	-	17	-	-	2	-	-	53	-	-	53	18	4	22
24	WEST SINGHBHUM	79	-	-	54	2	-	3	-	-	136	2	-	138	61	26	87
	GRAND TOTAL	1,506	7	1	777	22	6	910	36	3	3,193	65	10	3,248	1,728	1,581	3,309

SOURCE: BANKS

STATE LEVEL BANKERS' COMMITTEE - JHARKHAND
CONVENOR : BANK OF INDIA
OUTSTANDING POSITION OF DEPOSIT AND ADVANCES - BANKWISE
AS ON 31 ST MARCH 2021

[AMT IN LACS.] ANNEXURE : 4 (A)

SL. NO.	BANKS	RURAL				SEMI URBAN				URBAN				TOTAL			
		DEPOSIT	CASA DEPOSIT	ADVANCE	C D RATIO	DEPOSIT	CASA DEPOSIT	ADVANCE	C D RATIO	DEPOSIT	CASA DEPOSIT	ADVANCE	C D RATIO	DEPOSIT	CASA DEPOSIT	ADVANCE	C D RATIO
LEAD BANKS																	
1	STATE BANK OF INDIA	15,42,140.59	6,88,154.00	3,77,953.58	24.51	26,56,244.80	13,89,120.00	5,64,375.21	21.25	42,99,466.14	18,12,952.00	12,67,298.15	29.48	84,97,851.53	38,90,226.00	22,09,626.94	26.00
2	BANK OF INDIA	15,24,032.00	9,26,102.00	3,83,663.00	25.17	8,99,796.00	5,40,272.00	2,02,554.00	22.51	20,38,160.00	11,79,773.00	4,35,492.00	21.37	44,61,988.00	26,46,147.00	10,21,709.00	22.90
3	INDIAN BANK	2,26,735.00	1,21,042.00	54,415.00	24.00	2,91,188.00	1,93,502.00	53,348.00	18.32	6,52,817.00	2,75,149.00	2,06,491.00	31.63	11,70,740.00	5,89,693.00	3,14,254.00	26.84
A	SUB TOTAL	32,92,907.59	17,35,298.00	8,16,031.58	24.78	38,47,228.80	21,22,894.00	8,20,277.21	21.32	69,90,443.14	32,67,874.00	19,09,281.15	27.31	1,41,30,579.53	71,26,066.00	35,45,589.94	25.09
OTHER PUBLIC SECTOR BANKS																	
1	CENTRAL BANK OF INDIA	95,810.00	56,266.00	28,643.00	29.90	1,26,328.07	66,362.67	29,729.43	23.53	3,32,207.28	1,27,153.50	65,533.27	19.73	5,54,345.35	2,49,782.17	1,23,905.70	22.35
2	PUNJAB NATIONAL BANK	2,40,283.00	1,49,768.00	62,463.00	26.00	3,37,030.00	1,97,680.00	90,264.00	26.78	11,00,661.00	4,20,153.00	3,67,990.00	33.43	16,77,974.00	7,67,601.00	5,20,717.00	31.03
3	CANARA BANK	1,22,861.47	70,249.11	45,846.63	37.32	18,64,806.19	1,23,675.37	1,49,073.10	7.99	7,10,814.22	2,79,758.52	2,08,430.27	29.32	26,98,481.88	4,73,683.00	4,03,350.00	14.95
4	UNION BANK OF INDIA	96,586.65	51,046.82	25,513.94	26.42	1,58,897.00	84,706.02	42,147.72	26.53	7,15,929.63	2,61,721.33	3,25,446.84	45.46	9,71,413.28	3,97,474.17	3,93,108.50	40.47
5	UCO BANK	72,628.61	34,092.87	11,714.03	16.13	1,09,984.98	56,845.84	23,543.51	21.41	2,74,572.29	1,03,425.91	47,983.02	17.48	4,57,185.88	1,94,364.62	83,240.56	18.21
6	BANK OF BARODA	64,374.13	42,694.04	22,541.63	35.02	1,83,083.94	1,09,076.98	65,164.92	35.59	5,63,024.40	2,44,777.84	2,13,059.11	37.84	8,10,482.47	3,96,548.86	3,00,765.66	37.11
7	INDIAN OVERSEAS BANK	43,443.00	-	9,884.00	22.75	41,673.00	-	17,809.09	42.74	1,59,247.00	-	48,673.00	30.56	2,44,363.00	-	76,366.09	31.25
8	PUNJAB AND SINDH BANK	2,165.00	984.00	1,399.00	64.62	16,699.00	9,446.00	4,874.00	29.19	84,825.00	18,841.00	21,884.00	25.80	1,03,689.00	29,271.00	28,157.00	27.16
9	BANK OF MAHARASHTRA	-	-	-	-	-	-	-	-	27,342.57	11,517.97	11,179.79	40.89	27,342.57	11,517.97	11,179.79	40.89
B	SUB TOTAL	7,38,151.86	4,05,100.84	2,08,005.23	28.18	28,38,502.18	6,47,792.88	4,22,605.77	14.89	39,68,623.39	14,67,349.07	13,10,179.30	33.01	75,45,277.43	25,20,242.79	19,40,790.30	25.72

SOURCE : SLBC PORTAL

STATE LEVEL BANKERS' COMMITTEE - JHARKHAND
CONVENOR : BANK OF INDIA
OUTSTANDING POSITION OF DEPOSIT AND ADVANCES -BANKWISE
AS ON 31 ST MARCH 2021

[AMT IN LACS.] ANNEXURE : 4 (A)

SL. NO.	BANKS	RURAL				SEMI URBAN				URBAN				TOTAL			
		DEPOSIT	CASA DEPOSIT	ADVANCE	C D RATIO	DEPOSIT	CASA DEPOSIT	ADVANCE	C D RATIO	DEPOSIT	CASA DEPOSIT	ADVANCE	C D RATIO	DEPOSIT	CASA DEPOSIT	ADVANCE	C D RATIO
PRIVATE SECTOR BANK																	
1	IDBI BANK	21,390.43	14,740.21	12,598.85	58.90	1,38,108.23	1,10,683.42	36,540.88	26.46	2,86,149.14	1,45,116.12	1,15,352.96	40.31	4,45,647.80	2,70,539.75	1,64,492.69	36.91
2	IDFC FIRST BANK	-	-	-	-	-	-	-	-	30,081.00	24,278.00	34,587.00	114.98	30,081.00	24,278.00	34,587.00	114.98
3	FEDERAL BANK	-	-	-	-	4,924.00	2,081.00	2,370.00	48.13	54,638.00	14,530.47	20,091.10	36.77	59,562.00	16,611.47	22,461.10	37.71
4	HDFC BANK	10,661.02	4,487.45	12,563.27	117.84	1,44,431.29	1,03,132.30	1,03,044.71	71.35	8,00,872.86	4,33,232.50	5,79,459.10	72.35	9,55,965.17	5,40,852.25	6,95,067.08	72.71
5	ICICI BANK	56,199.81	-	49,059.30	87.29	1,38,962.67	-	1,49,244.89	107.40	3,70,394.68	-	3,09,780.73	83.64	5,65,557.16	-	5,08,084.92	89.84
6	KARNATAKA BANK LTD.	-	-	-	-	-	-	-	-	8,294.95	4,768.84	22,428.80	270.39	8,294.95	4,768.84	22,428.80	270.39
7	AXIS BANK	10,301.00	7,114.00	2,200.02	21.36	1,14,616.00	66,908.00	32,759.00	28.58	4,97,274.00	2,22,914.00	2,77,504.00	55.81	6,22,191.00	2,96,936.00	3,12,463.02	50.22
8	INDUS IND BANK	1,750.69	-	1,63,950.17	9364.89	12,026.63	-	40,664.43	338.12	96,316.56	-	1,25,150.69	129.94	1,10,093.88	-	3,29,765.29	299.53
9	JAMMU AND KASHMIR BANK L	-	-	-	-	-	-	-	-	2,854.37	1,862.82	1,369.05	47.96	2,854.37	1,862.82	1,369.05	47.96
10	YES BANK	-	-	-	-	-	-	-	-	52,205.00	15,636.00	29,733.00	56.95	52,205.00	15,636.00	29,733.00	56.95
11	KOTAK MAHINDRA BANK	1,761.21	1,453.26	52.14	2.96	4,301.23	3,144.04	28.41	0.66	75,107.68	41,458.45	41,717.71	55.54	81,170.12	46,055.75	41,798.26	51.49
12	SOUTH INDIAN BANK	-	-	-	-	-	-	-	-	19,140.32	3,403.00	2,294.80	11.99	19,140.32	3,403.00	2,294.80	11.99
13	LAXMI VILASH BANK	-	-	-	-	-	-	-	-	2,398.39	832.67	1,017.69	42.43	2,398.39	832.67	1,017.69	42.43
14	KARUR VASYA BANK	-	-	-	-	-	-	-	-	1,274.81	568.85	1,791.63	140.54	1,274.81	568.85	1,791.63	140.54
15	BANDHAN BANK	17,910.90	10,925.06	13,207.07	73.74	38,515.83	25,784.50	42,510.67	110.37	62,612.16	93,671.45	48,392.44	77.29	1,19,038.89	1,30,381.01	1,04,110.18	87.46
C	SUB TOTAL	1,19,975.06	38,719.98	2,53,630.82	211.40	5,95,885.88	3,11,733.26	4,07,162.99	68.33	23,59,613.92	10,02,273.17	16,10,670.70	68.26	30,75,474.86	13,52,726.41	22,71,464.51	73.86
A+B+C	TOTAL COMM BANK	41,51,034.51	21,79,118.82	12,77,667.63	30.78	72,81,616.86	30,82,420.14	16,50,045.97	22.66	1,33,18,680.45	57,37,496.24	48,30,131.15	36.27	2,47,51,331.82	1,09,99,035.20	77,57,844.75	31.34
REGIONAL RURAL BANKS																	
D	JHARKHAND RAJYA GRAMIN B	6,56,448.00	4,43,902.00	2,94,892.00	44.92	1,31,330.00	82,315.00	42,162.00	32.10	54,363.00	14,836.00	7,957.00	14.64	8,42,141.00	5,41,053.00	3,45,011.00	40.97
COOPERATIVE BANKS																	
1	DHANBAD CENTRAL COOPERA	9,533.73	3,287.39	690.52	7.24	-	-	-	-	25,126.29	8,535.94	2,447.91	9.74	34,660.02	11,823.33	3,138.43	9.05
2	COOPERATIVE BANK	-	-	-	-	-	-	-	-	1,81,337.20	1,06,763.71	23,816.11	13.13	1,81,337.20	1,06,763.71	23,816.11	13.13
E	SUB TOTAL	9,533.73	3,287.39	690.52	7.24	-	-	-	0.00	2,06,463.49	1,15,299.65	26,264.02	12.72	2,15,997.22	1,18,587.04	26,954.54	12.48
1	ESAF BANK	246.38	57.16	1,450.99	588.92	129.89	106.02	4,745.40	3653.40	8,520.64	1,879.63	12,561.40	147.42	8,896.91	2,042.81	18,757.79	210.83
2	UJJIVAN BANK	-	-	-	-	2,101.00	1,185.00	7,498.00	356.88	16,171.00	5,667.00	23,573.00	145.77	18,272.00	6,852.00	31,071.00	170.05
3	UTKARSH BANK	1,004.00	725.00	26,255.00	2615.04	3,299.00	1,230.00	26,034.00	789.15	31,215.00	2,247.00	6,280.00	20.12	35,518.00	4,202.00	58,569.00	164.90
4	JANA BANK	10.55	10.55	1,547.01	14663.60	93.21	32.98	1,840.19	1974.24	20,713.19	2,270.45	14,445.09	69.74	20,816.95	2,313.98	17,832.29	85.66
F	SUB TOTAL	1,260.93	792.71	29,253.00	2319.95	5,623.10	2,554.00	40,117.59	713.44	76,619.83	12,064.08	56,859.49	74.21	83,503.86	15,410.79	1,26,230.08	151.17
TOTAL : (A+B+C+D+E)		48,18,277.17	26,27,100.92	16,02,503.15	33.26	74,18,569.96	31,67,289.14	17,32,325.56	23.35	1,36,56,126.77	58,79,695.97	49,21,211.66	36.04	2,58,92,973.90	1,16,74,086.03	82,56,040.37	31.89
	RIDF																7,02,620.60
	AS PER PLACE OF UTILIZATION																20,28,553.32
	TOTAL																1,09,87,214.29

SOURCE : SLBC PORTAL

STATE LEVEL BANKERS' COMMITTEE - JHARKHAND
CONVENOR : BANK OF INDIA
OUTSTANDING POSITION OF DEPOSIT AND ADVANCES - DISTRICTWISE
AS ON 31 ST MARCH 2021

[AMT IN LACS.] ANNEXURE : 4 B

SL. NO.	DISTRICT	RURAL				SEMI URBAN				URBAN				TOTAL			
		DEPOSIT	CASA DEPOSIT	ADVANCE	C D RATIO	DEPOSIT	CASA DEPOSIT	ADVANCE	C D RATIO	DEPOSIT	CASA DEPOSIT	ADVANCE	C D RATIO	DEPOSIT	CASA DEPOSIT	ADVANCE	C D RATIO
1	BOKARO	3,45,312.31	1,39,741.37	79,037.98	22.89	4,30,864.65	1,60,194.04	1,15,943.21	26.91	11,93,802.34	4,33,952.68	3,70,082.66	31.00	19,69,979.30	7,33,888.09	5,65,063.85	28.68
2	CHATRA	1,60,908.66	1,05,054.09	49,007.30	30.46	1,83,588.12	1,64,862.95	37,912.51	20.65	2,062.38	1,627.52	306.52	14.86	3,46,559.16	2,71,544.56	87,226.33	25.17
3	DEOGHAR	1,85,542.26	90,335.77	59,113.90	31.86	85,337.52	37,468.10	27,603.75	32.35	4,84,048.61	2,55,422.89	1,30,385.46	26.94	7,54,928.39	3,83,226.76	2,17,103.11	28.76
4	DHANBAD	4,26,098.52	1,71,686.06	71,362.31	16.75	3,52,451.30	1,40,824.33	1,03,260.50	29.30	22,93,331.00	9,05,933.77	8,29,954.53	36.19	30,71,880.82	12,18,444.16	10,04,577.34	32.70
5	DUMKA	1,92,536.07	1,00,689.98	56,752.26	29.48	2,65,623.72	1,86,232.36	74,926.13	28.21	10,027.59	2,964.44	5,619.08	56.04	4,68,187.38	2,89,886.78	1,37,297.47	29.33
6	E.SINGHBHUM	2,74,295.31	1,31,648.83	87,458.61	31.88	4,15,950.55	1,34,961.62	1,08,122.13	25.99	25,40,874.21	10,19,244.42	11,00,677.08	43.32	32,31,120.07	12,85,854.87	12,96,257.82	40.12
7	GARHWA	1,32,908.89	89,235.46	51,466.46	38.72	1,44,034.21	1,22,422.53	45,026.03	31.26	-	-	144.92	-	2,76,943.10	2,11,657.99	96,637.41	34.89
8	GIRIDIH	4,58,519.17	2,53,462.45	1,08,323.87	23.62	60,676.96	26,665.00	14,786.05	24.37	2,71,592.29	1,71,849.87	1,27,729.01	47.03	7,90,788.42	4,51,977.32	2,50,838.93	31.72
9	GODDA	2,05,425.81	1,11,430.63	65,518.16	31.89	2,12,388.63	1,68,343.76	60,940.29	28.69	2,114.01	1,463.19	276.06	13.06	4,19,928.45	2,81,237.58	1,26,734.51	30.18
10	GUMLA	1,18,186.95	92,779.00	31,986.83	27.06	1,85,659.27	1,33,903.83	43,467.52	23.41	13,180.75	9,254.97	1,248.66	9.47	3,17,026.97	2,35,937.80	76,703.01	24.19
11	HAZARIBAGH	3,10,321.04	1,70,988.46	1,06,061.79	34.18	1,26,018.55	64,624.24	60,546.16	48.05	5,64,163.60	3,37,751.95	2,07,994.27	36.87	10,00,503.19	5,73,364.65	3,74,602.22	37.44
12	JAMTARA	1,00,944.70	52,436.00	28,049.33	27.79	1,41,591.11	78,966.12	33,035.35	23.33	2,530.06	1,359.90	121.89	4.82	2,45,065.87	1,32,762.02	61,206.57	24.98
13	KHUNTI	64,466.81	43,450.00	19,630.08	30.45	91,462.59	64,842.41	32,934.89	36.01	3,656.88	3,144.41	338.99	9.27	1,59,586.28	1,11,436.82	52,903.96	33.15
14	KODERMA	1,25,480.02	71,036.00	35,513.85	28.30	2,19,155.77	1,36,569.15	79,921.72	36.47	1,838.12	864.17	399.04	21.71	3,46,473.91	2,08,469.32	1,15,834.61	33.43
15	LATEHAR	85,919.95	59,508.00	25,719.32	29.93	1,05,642.02	91,051.99	30,412.59	28.79	-	-	20.57	-	1,91,561.97	1,50,559.99	56,152.48	29.31
16	LOHERDAGA	46,868.70	37,109.84	22,871.71	48.80	1,17,017.84	84,308.45	40,879.29	34.93	956.99	751.29	290.07	30.31	1,64,843.53	1,22,169.58	64,041.07	38.85
17	PAKUR	75,675.54	49,934.21	28,852.51	38.13	1,04,053.47	80,954.00	56,441.54	54.24	687.34	500.40	146.59	21.33	1,80,416.35	1,31,388.61	85,440.64	47.36
18	PALAMU	2,21,278.64	1,46,487.01	90,248.54	40.79	4,41,645.90	3,14,391.38	2,08,536.14	47.22	-	-	339.60	-	6,62,924.54	4,60,878.39	2,99,124.28	45.12
19	RAMGARH	1,91,871.50	91,686.51	55,173.58	28.76	5,35,862.47	2,68,053.70	1,84,399.30	34.41	5,703.05	2,843.73	2,733.21	47.93	7,33,437.02	3,62,583.94	2,42,306.09	33.04
20	RANCHI	5,14,227.15	2,56,157.91	3,33,443.39	64.84	2,63,966.81	1,50,824.19	70,913.25	26.86	60,17,404.28	26,17,533.50	20,07,656.06	33.36	67,95,598.24	30,24,515.60	24,12,012.70	35.49
21	SAHIBGANJ	1,01,308.29	64,369.95	36,914.00	36.44	1,98,733.85	1,51,731.82	58,264.16	29.32	2,464.64	1,114.83	833.87	33.83	3,02,506.78	2,17,216.60	96,012.03	31.74
22	SARAIKELA	2,26,297.82	1,21,190.81	85,802.41	37.92	78,865.68	50,613.99	22,102.23	28.03	2,26,658.05	97,221.50	1,30,038.37	57.37	5,31,821.55	2,69,026.30	2,37,943.01	44.74
23	SIMDEGA	75,929.97	61,472.45	14,829.18	19.53	90,385.20	71,499.62	20,442.33	22.62	5,292.52	4,618.88	471.11	8.90	1,71,607.69	1,37,590.95	35,742.62	20.83
24	W.SINGHBHUM	1,77,953.09	1,15,210.13	59,365.78	33.36	25,67,593.77	2,82,979.56	2,01,508.49	7.85	13,738.06	10,277.66	3,404.04	24.78	27,59,284.92	4,08,467.35	2,64,278.31	9.58
	TOTAL	48,18,277.17	26,27,100.92	16,02,503.15	33.26	74,18,569.96	31,67,289.14	17,32,325.56	23.35	1,36,56,126.77	58,79,695.97	49,21,211.66	36.04	2,58,92,973.90	1,16,74,086.03	82,56,040.37	31.89

SOURCE : SLBC PORTAL

STATE LEVEL BANKERS' COMMITTEE - JHARKHAND
CONVENOR : BANK OF INDIA
INVESTMENT AS PER PLACE OF UTILIZATION- BANKWISE
AS ON 31 ST MARCH 2021

[AMT IN LACS.]

ANNEXURE: 5

SL. NO.	BANKS	CREDIT SANCTIONED OUTSIDE JHARKHAND AND UTILISED INSIDE THE JHARKHAND				CREDIT SANCTIONED INSIDE JHARKHAND AND UTILISED OUTSIDE JHARKHAND			
		OUTSTANDING AS ON 31ST MARCH OF PREVIOUS FINANCIAL YEAR		OUTSTANDING AS ON LAST DAY OF REPORTING QUARTER		OUTSTANDING AS ON 31ST MARCH OF PREVIOUS FINANCIAL YEAR		OUTSTANDING AS ON LAST DAY OF REPORTING QUARTER	
		AC	AMT	AC	AMT	AC	AMT	AC	AMT
1	STATE BANK OF INDIA	-	-	443	18,27,702.00	-	-	-	-
2	BANK OF INDIA	-	-	9	14,089.00	-	-	-	-
3	INDIAN BANK	-	-	3	34,215.43	-	-	-	-
4	CENTRAL BANK OF INDIA	-	-	-	-	-	-	-	-
5	PUNJAB NATIONAL BANK	-	-	2	253.89	-	-	-	-
6	CANARA BANK	-	-	-	-	-	-	-	-
7	UNION BANK OF INDIA	-	-	3	1,10,060.00	-	-	1	11,041.00
8	UCO BANK	-	-	1	47,927.00	-	-	-	-
9	BANK OF BARODA	-	-	-	-	-	-	-	-
10	INDIAN OVERSEAS BANK	-	-	-	-	-	-	-	-
11	PUNJAB AND SINDH BANK	-	-	1	7,024.00	-	-	-	-
12	BANK OF MAHARASHTRA	-	-	-	-	-	-	-	-
13	IDBI BANK	-	-	-	-	-	-	-	-
14	IDFC FIRST BANK	-	-	-	-	-	-	-	-
15	FEDERAL BANK	-	-	-	-	-	-	-	-
16	HDFC BANK	-	-	-	-	-	-	-	-
17	ICICI BANK	-	-	-	-	-	-	-	-
18	KARNATAKA BANK LTD.	-	-	-	-	-	-	-	-
19	AXIS BANK	-	-	-	4,230.00	-	-	-	5,907.00
20	INDUS IND BANK	-	-	-	-	-	-	-	-
21	JAMMU AND KASHMIR BANK LTD.	-	-	-	-	-	-	-	-
22	YES BANK	-	-	-	-	-	-	-	-
23	KOTAK MAHINDRA BANK	-	-	-	-	-	-	-	-
24	SOUTH INDIAN BANK	-	-	-	-	-	-	-	-
25	LAXMI VILASH BANK	-	-	-	-	-	-	-	-
26	KARUR VASYA BANK	-	-	-	-	-	-	-	-
27	BANDHAN BANK	-	-	-	-	-	-	-	-
28	JHARKHAND RAJYA GRAMIN BANK	-	-	-	-	-	-	-	-
29	DHANBAD CENTRAL COOPERATIVE BANK	-	-	-	-	-	-	-	-
30	COOPERATIVE BANK	-	-	-	-	-	-	-	-
31	ESAF BANK	-	-	-	-	-	-	-	-
32	UJJIVAN BANK	-	-	-	-	-	-	-	-
33	UTKARSH BANK	-	-	-	-	-	-	-	-
34	JANA BANK	-	-	-	-	-	-	-	-
	TOTAL	-	-	462	20,45,501.32	-	-	1	16,948.00

SOURCE : SLBC PORTAL

STATE LEVEL BANKERS' COMMITTEE - JHARKHAND

CONVENOR : BANK OF INDIA

BANK-WISE ACHIEVEMENT UP TO THE END OF MARCH QUARTER OF CURRENT FY-2020-21

AMOUNT IN LACS. ANN- 6 A (I)

S.NO	NAME OF BANKS	CROP LOAN				TERM LOAN- WATER RESOURCES				TERM LOAN- FARM MECHANISATION				TERM LOAN- PLANTATION / HORTICULTURE				TERM LOAN- FORESTRY & WASTELAND			
		TARGET		ACHIEVEMENT		TARGET		ACHIEVEMENT		TARGET		ACHIEVEMENT		TARGET		ACHIEVEMENT		TARGET		ACHIEVEMENT	
		NO.	AMT	NO.	AMT	NO.	AMT	NO.	AMT	NO.	AMT	NO.	AMT	NO.	AMT	NO.	AMT	NO.	AMT	NO.	AMT
1	STATE BANK OF INDIA	2,00,751	1,52,193.28	72,841	41,607.00	6,820	6,732.49	-	-	4,330	12,371.84	41	5.73	5,493	4,907.80	-	-	1,644	1,063.67	-	-
2	BANK OF INDIA	1,70,478	1,41,597.26	3,11,585	54,715.94	7,838	8,152.93	-	-	3,806	11,432.53	382	735.43	5,136	5,327.30	36	103.16	1,826	1,343.96	-	-
3	INDIAN BANK	47,495	41,189.55	22,249	19,664.15	1,450	1,763.82	-	-	1,160	2,834.60	34	104.53	927	1,130.17	-	-	515	358.62	-	-
4	CENTRAL BANK OF INDIA	23,821	15,935.13	2,486	2,590.46	1,220	802.16	-	-	483	1,500.67	-	-	777	592.84	370	882.47	327	151.77	-	-
5	PUNJAB NATIONAL BANK	61,408	46,198.86	4,335	4,775.40	2,119	2,672.66	-	-	1,254	3,787.44	-	-	1,768	1,675.23	-	-	550	376.54	-	-
6	CANARA BANK	30,879	22,924.58	6,079	2,820.85	1,410	1,798.93	-	-	807	3,050.11	19	47.25	896	1,219.76	1	100.00	537	369.62	-	-
7	UNION BANK OF INDIA	28,904	22,747.68	9,386	4,393.81	1,142	1,439.75	-	-	675	2,069.04	63	103.51	856	912.07	28	49.55	304	221.86	-	-
8	UCO BANK	16,864	12,310.74	1,925	949.57	742	762.21	-	-	335	1,043.40	3	15.00	371	434.99	-	-	231	99.71	-	-
9	BANK OF BARODA	25,752	20,053.81	2,140	1,788.21	1,035	1,360.57	-	-	615	2,024.25	100	301.01	892	1,068.60	-	-	331	235.06	-	-
10	INDIAN OVERSEAS BANK	5,518	4,106.47	206	83.50	223	621.86	-	-	137	629.01	4	4.00	132	277.03	-	-	84	60.80	-	-
11	PUNJAB AND SINDH BANK	1,308	971.62	14	17.09	77	76.91	-	-	40	163.79	-	-	51	59.29	-	-	21	15.79	-	-
12	BANK OF MAHARASHTRA	1,213	862.00	31	57.70	54	24.73	-	-	14	39.01	-	-	18	17.37	-	-	18	6.72	-	-
13	IDBI BANK	7,431	5,492.29	747	958.01	280	423.73	-	-	162	607.38	5	7.80	349	318.19	-	-	70	52.48	-	-
14	IDFC FIRST BANK	-	-	-	-	-	-	-	-	-	-	-	-	-	-	-	-	-	-	-	-
15	FEDERAL BANK	303	218.82	549	1,391.64	37	19.11	1	6.46	6	16.01	-	-	11	6.02	-	-	3	2.33	-	-
16	HDFC BANK	9,566	7,086.84	107	1,441.85	333	155.61	-	-	294	952.04	240	1,207.12	329	244.18	91	29.29	93	49.40	1,727	1,360.90
17	ICICI BANK	6,665	5,630.46	28	321.65	255	248.80	-	-	212	601.12	-	-	206	190.25	-	-	56	49.33	-	-
18	KARNATAKA BANK LTD.	-	-	-	-	9	4.49	-	-	1	3.51	-	-	2	1.21	-	-	2	1.55	-	-
19	AXIS BANK	7,581	6,464.99	98	507.00	286	299.56	-	-	247	637.79	-	-	247	215.80	-	-	59	46.61	-	-
20	INDUS IND BANK	2,569	1,743.94	-	-	97	93.71	-	-	54	204.64	-	-	81	79.58	-	-	27	20.99	-	-
21	JAMMU AND KASHMIR BANK LTD.	-	-	-	-	-	-	-	-	-	-	-	-	-	-	-	-	-	-	-	-
22	YES BANK	107	78.32	-	-	10	5.63	-	-	2	5.48	-	-	6	2.40	-	-	2	2.05	-	-
23	KOTAK MAHINDRA BANK	75	65.00	-	-	39	18.49	-	-	16	71.01	682	1,154.51	22	32.21	-	-	17	12.80	-	-
24	SOUTH INDIAN BANK	-	-	-	-	-	-	-	-	-	-	-	-	-	-	-	-	-	-	-	-
25	LAXMI VILASH BANK	-	-	-	-	-	-	-	-	-	-	-	-	-	-	-	-	-	-	-	-
26	KARUR VASYA BANK	-	-	-	-	-	-	-	-	-	-	-	-	-	-	-	-	-	-	-	-
27	BANDHAN BANK	6,842	5,520.56	-	-	204	477.60	-	-	188	644.91	1	-	286	338.16	-	-	139	102.19	-	-
28	JHARKHAND RAJYA GRAMIN BANK	1,70,634	1,31,475.89	2,79,903	1,65,339.65	7,008	7,212.25	-	-	3,359	11,764.26	-	-	5,481	5,124.75	-	-	2,087	1,268.48	-	-
29	DHANBAD CENTRAL COOPERATIVE BANK	4,331	5,263.58	38	11.00	124	156.86	-	-	153	267.34	-	-	86	113.18	-	-	39	50.65	-	-
30	COOPERATIVE BANK	21,522	16,031.32	482	304.16	976	1,190.15	-	-	405	1,642.40	-	-	420	667.05	-	-	322	174.40	-	-
31	ESAF BANK	235	161.37	-	-	2	1.14	-	-	1	2.42	9	3.80	4	1.18	-	-	-	-	-	-
32	UJJIVAN BANK	35	32.00	-	-	12	22.37	-	-	3	27.53	-	-	-	-	-	-	-	-	-	-
33	UTKARSH BANK	1,161	1,047.09	-	-	132	97.93	-	-	23	135.10	-	-	271	183.33	-	-	17	13.87	-	-
34	JANA BANK	-	-	-	-	-	-	-	-	-	-	-	-	-	-	-	-	-	-	-	-
	TOTAL	8,53,448	6,67,403.45	7,15,229	3,03,738.64	33,934	36,636.45	1	6.46	18,782	58,528.63	1,583	3,689.69	25,118	25,139.94	526	1,164.47	9,321	6,151.25	1,727	1,360.90

SOURCE : SLBC PORTAL

STATE LEVEL BANKERS' COMMITTEE - JHARKHAND

CONVENOR : BANK OF INDIA

BANK-WISE ACHIEVEMENT UP TO THE END OF MARCH QUARTER OF CURRENT FY-2020-21

AMOUNT IN LACS.

ANNX-6 (II)

S.NO	NAME OF BANKS	TERM LOAN-DAIRY		TERM LOAN-POULTRY		TERM LOAN-SHEEP / PIGGERY / GOATERY		TERM LOAN-FISHERIES		TERM LOAN-OTHERS											
		TARGET		ACHIEVEMENT		TARGET		ACHIEVEMENT		TARGET		ACHIEVEMENT									
		NO.	AMT	NO.	AMT	NO.	AMT	NO.	AMT	NO.	AMT	NO.	AMT								
1	STATE BANK OF INDIA	6,016	12,994.13	75	209.00	3,848	5,186.10	5	19.00	4,470	4,224.31	598	192.00	2,293	4,334.85	5	12.00	14,090	12,561.17	-	-
2	BANK OF INDIA	5,399	11,464.97	1,712	1,058.09	3,664	5,582.75	166	302.08	4,074	4,272.09	140	168.04	2,553	4,918.62	414	227.12	13,555	15,144.80	17,229	17,823.67
3	INDIAN BANK	1,361	3,171.00	324	389.53	980	1,447.59	223	107.29	1,012	1,007.87	4,885	4,012.77	556	1,184.48	4	16.14	2,647	2,390.21	-	-
4	CENTRAL BANK OF INDIA	777	1,720.31	888	1,039.53	519	666.74	41	28.67	647	507.41	337	367.43	212	520.82	62	36.69	1,455	1,375.08	4,589	3,052.92
5	PUNJAB NATIONAL BANK	2,546	4,581.63	113	60.89	1,583	1,972.35	10	11.98	1,464	1,616.03	105	137.75	764	1,530.23	23	52.81	5,380	5,948.65	157	97.48
6	CANARA BANK	1,183	2,928.02	91	164.05	937	1,231.82	2	29.10	910	947.12	-	-	318	833.06	28	12.85	3,221	3,475.44	758	2,697.00
7	UNION BANK OF INDIA	1,345	2,486.40	311	314.12	833	1,063.63	262	189.45	726	769.70	30	18.25	378	822.74	36	20.91	3,081	3,012.04	337	240.61
8	UCO BANK	629	1,623.46	10	48.11	435	729.62	-	-	520	534.49	2	4.50	146	334.00	1	0.50	1,336	1,221.46	6,738	3,183.17
9	BANK OF BARODA	980	2,106.05	58	108.30	710	948.61	16	113.20	632	645.06	35	51.66	294	577.83	6	5.00	3,136	3,035.12	306	573.23
10	INDIAN OVERSEAS BANK	378	879.20	8	6.50	250	281.11	2	80.00	185	271.70	2	1.00	74	214.64	-	-	363	394.78	-	-
11	PUNJAB AND SINDH BANK	71	138.46	4	3.00	68	86.98	-	-	46	41.60	-	-	17	32.97	-	-	289	296.93	-	-
12	BANK OF MAHARASHTRA	30	81.48	-	-	22	37.00	-	-	29	19.29	-	-	51	17.66	-	-	184	112.26	-	-
13	IDBI BANK	391	885.39	4	9.13	301	439.44	1	1.60	225	293.87	-	-	98	206.41	-	-	1,325	1,572.13	4,793	996.33
14	IDFC FIRST BANK	7	7.16	-	-	7	4.51	-	-	-	-	-	-	-	-	-	-	1	0.32	1	1.00
15	FEDERAL BANK	25	39.66	-	-	28	58.69	-	-	9	5.35	-	-	4	17.39	-	-	1	0.73	-	-
16	HDFC BANK	441	752.19	-	-	378	417.20	41	13.00	285	208.72	-	-	196	202.32	-	-	2,006	2,441.93	6,063	2,427.00
17	ICICI BANK	407	736.05	-	-	308	367.76	-	-	205	206.26	-	-	105	180.47	-	-	1,672	1,572.10	9,510	8,817.12
18	KARNATAKA BANK LTD.	20	30.03	-	-	18	32.30	-	-	3	1.42	-	-	-	1.43	-	-	1	0.42	52	615.76
19	AXIS BANK	390	722.28	-	-	348	453.15	-	-	220	237.35	-	-	128	212.89	-	-	1,791	2,138.34	11,551	3,499.00
20	INDUS IND BANK	103	207.84	-	-	82	87.64	-	-	61	56.07	-	-	31	45.66	-	-	3,170	2,407.58	2,42,667	77,620.95
21	JAMMU AND KASHMIR BANK LTD.	7	7.16	-	-	7	4.51	-	-	-	-	-	-	-	-	-	-	1	0.32	-	-
22	YES BANK	12	17.47	-	-	16	26.38	-	-	3	1.60	-	-	-	1.43	-	-	61	120.42	-	-
23	KOTAK MAHINDRA BANK	51	72.64	-	-	48	58.34	-	-	18	14.27	-	-	5	13.68	-	-	17	27.64	393	10,076.83
24	SOUTH INDIAN BANK	7	7.16	-	-	7	4.51	-	-	-	-	-	-	-	-	-	-	1	0.32	-	-
25	LAXMI VILASH BANK	7	7.16	-	-	7	4.51	-	-	-	-	-	-	-	-	-	-	1	0.32	-	-
26	KARUR VASYA BANK	7	7.16	-	-	7	4.51	-	-	-	-	-	-	-	-	-	-	1	0.32	-	-
27	BANDHAN BANK	344	948.62	1,295	552.95	333	516.53	209	84.80	494	361.30	184	65.15	179	259.92	119	49.55	24,307	20,038.08	1,144	402.20
28	JHARKHAND RAJYA GRAMIN BANK	4,281	11,583.15	206	295.36	3,282	4,404.15	-	-	4,485	4,455.42	-	-	1,505	3,905.30	-	-	9,910	10,943.90	-	-
29	DHANBAD CENTRAL COOPERATIVE BANK	113	184.09	-	-	94	163.59	-	-	35	43.59	-	-	99	180.82	-	-	13	17.35	32	61.33
30	COOPERATIVE BANK	676	2,133.86	16	15.50	586	915.55	-	-	867	1,138.23	1	16.50	180	510.22	-	-	2,119	2,214.71	2,016	4,511.86
31	ESAF BANK	8	10.07	7,423	2,598.91	167	222.32	698	232.00	732	215.70	-	-	-	-	306	105.74	1	0.32	5,139	1,052.35
32	UJJIVAN BANK	15	27.16	394	428.00	17	18.56	-	-	-	-	2,821	1,019.00	3	5.44	-	-	1	0.64	11,676	4,243.00
33	UTKARSH BANK	148	446.61	-	-	192	201.16	-	-	424	194.71	-	-	94	125.78	-	-	634	1,877.45	1,03,096	41,452.00
34	JANA BANK	14	14.31	109	37.43	13	9.02	-	-	-	-	-	-	-	-	-	-	1	0.64	6,630	2,845.55
	TOTAL	28,189	63,022.33	13,041	7,338.40	20,095	27,648.63	1,676	1,212.17	22,781	22,290.53	9,140	6,054.05	10,283	21,191.06	1,004	539.31	95,772	94,343.92	4,34,877	1,86,290.36

SOURCE : SLBC PORTAL

STATE LEVEL BANKERS' COMMITTEE - JHARKHAND

CONVENOR : BANK OF INDIA

BANK-WISE ACHIEVEMENT UP TO THE END OF MARCH QUARTER OF CURRENT FY-2020-21

AMOUNT IN LACS. ANNEX- 6A (III)

S.NO	NAME OF BANKS	TOTAL TERM LOAN				TOTAL FARM CREDIT (CROP LOAN + TOTAL TERM LOAN)				AGRICULTURE INFRASTRUCTURE : STORAGE			AGRICULTURE INFRASTRUCTURE : LAND DEVELOPMENT			AGRICULTURE INFRASTRUCTURE : OTHER INFRASTRUCTURES					
		TARGET		ACHIEVEMENT		TARGET		ACHIEVEMENT		TARGET		ACHIEVEMENT	TARGET		ACHIEVEMENT	TARGET		ACHIEVEMENT			
		NO.	AMT	NO.	AMT	NO.	AMT	NO.	AMT	NO.	AMT	NO.	AMT	NO.	AMT	NO.	AMT	NO.	AMT		
1	STATE BANK OF INDIA	49,004	64,376.36	724	437.73	2,49,755	2,16,569.64	73,565	42,044.73	17,310	6,975.05	-	-	2,122	2,410.88	-	-	597	593.95	-	-
2	BANK OF INDIA	47,851	67,639.95	20,079	20,417.59	2,18,329	2,09,237.21	3,31,664	75,133.53	21,197	6,097.61	-	-	2,309	2,631.95	-	-	527	529.41	23	146.07
3	INDIAN BANK	10,608	15,288.36	5,470	4,630.26	58,103	56,477.91	27,719	24,294.41	1,647	1,764.05	-	-	553	673.98	-	-	193	205.36	-	-
4	CENTRAL BANK OF INDIA	6,417	7,837.80	6,287	5,407.71	30,238	23,772.93	8,773	7,998.17	2,258	954.91	-	-	332	295.72	-	-	55	62.48	-	-
5	PUNJAB NATIONAL BANK	17,428	24,160.76	408	360.91	78,836	70,359.62	4,743	5,136.31	4,516	2,498.43	-	-	664	876.57	-	-	310	312.44	-	-
6	CANARA BANK	10,219	15,853.88	899	3,050.25	41,098	38,778.46	6,978	5,871.10	1,371	2,432.22	2	6.00	520	665.40	-	-	245	251.57	-	-
7	UNION BANK OF INDIA	9,340	12,797.23	1,067	936.40	38,244	35,544.91	10,453	5,330.21	2,365	1,291.00	2	260.56	396	554.97	14	19.26	167	155.55	-	-
8	UCO BANK	4,745	6,783.34	6,754	3,251.28	21,609	19,094.08	8,679	4,200.85	1,060	754.19	-	-	219	252.21	2	1.90	91	108.28	-	-
9	BANK OF BARODA	8,625	12,001.15	521	1,152.40	34,377	32,054.96	2,661	2,940.61	2,420	1,406.37	-	-	302	399.45	-	-	142	150.64	-	-
10	INDIAN OVERSEAS BANK	1,826	3,630.13	16	91.50	7,344	7,736.60	222	175.00	500	400.70	-	-	77	130.69	-	-	113	111.28	-	-
11	PUNJAB AND SINDH BANK	680	912.72	4	3.00	1,988	1,884.34	18	20.09	35	195.63	-	-	44	46.58	-	-	7	7.12	-	-
12	BANK OF MAHARASHTRA	420	355.52	-	-	1,633	1,217.52	31	57.70	30	21.08	28	167.00	18	27.53	-	-	-	2.00	-	-
13	IDBI BANK	3,201	4,799.02	4,803	1,014.86	10,632	10,291.31	5,550	1,972.87	622	430.60	-	-	122	131.72	-	-	57	57.89	-	-
14	IDFC FIRST BANK	15	11.99	1	1.00	15	11.99	1	1.00	-	-	-	-	-	-	-	-	-	-	-	-
15	FEDERAL BANK	124	165.29	1	6.46	427	384.11	550	1,398.10	-	-	-	-	24	8.96	-	-	-	-	2	1.16
16	HDFC BANK	4,355	5,423.59	8,162	5,037.31	13,921	12,510.43	8,269	6,479.16	593	481.23	-	-	199	226.77	-	-	3	7.44	-	-
17	ICICI BANK	3,426	4,152.14	9,510	8,817.12	10,091	9,782.60	9,538	9,138.77	795	499.44	-	-	126	170.89	-	-	19	20.80	-	-
18	KARNATAKA BANK LTD.	56	76.36	52	615.76	56	76.36	52	615.76	-	-	-	-	6	2.17	-	-	-	-	-	-
19	AXIS BANK	3,716	4,963.77	11,551	3,499.00	11,297	11,428.76	11,649	4,006.00	590	400.79	-	-	122	155.96	-	-	27	29.13	7	603.00
20	INDUS IND BANK	3,706	3,203.71	2,42,667	77,620.95	6,275	4,947.65	2,42,667	77,620.95	516	216.57	-	-	49	72.00	-	-	9	7.61	-	-
21	JAMMU AND KASHMIR BANK LTD.	15	11.99	-	-	15	11.99	-	-	-	-	-	-	-	-	-	-	-	-	-	-
22	YES BANK	112	182.86	-	-	219	261.18	-	-	-	-	-	-	7	2.45	-	-	-	-	-	-
23	KOTAK MAHINDRA BANK	233	321.08	1,075	11,231.34	308	386.08	1,075	11,231.34	2	55.45	-	-	16	14.72	-	-	-	-	-	-
24	SOUTH INDIAN BANK	15	11.99	-	-	15	11.99	-	-	-	-	-	-	-	-	-	-	-	-	-	-
25	LAXMI VILASH BANK	15	11.99	-	-	15	11.99	-	-	-	-	-	-	-	-	-	-	-	-	-	-
26	KARUR VASYA BANK	15	11.99	-	-	15	11.99	-	-	-	-	-	-	-	-	-	-	-	-	-	-
27	BANDHAN BANK	26,474	23,687.31	2,952	1,154.65	33,316	29,207.87	2,952	1,154.65	85	324.81	-	-	289	304.72	1,017	378.15	76	77.47	-	-
28	JHARKHAND RAJYA GRAMIN BANK	41,398	60,661.66	206	295.36	2,12,032	1,92,137.55	2,80,109	1,65,635.01	7,834	5,777.52	-	-	2,279	2,329.81	-	-	697	696.89	-	-
29	DHANBAD CENTRAL COOPERATIVE BANK	756	1,177.47	32	61.33	5,087	6,441.05	70	72.33	71	140.43	-	-	84	89.67	-	-	-	-	-	-
30	COOPERATIVE BANK	6,551	10,586.57	2,033	4,543.86	28,073	26,617.89	2,515	4,848.02	1,651	972.07	-	-	224	379.58	-	-	171	178.22	-	-
31	ESAF BANK	915	453.15	13,575	3,992.80	1,150	614.52	13,575	3,992.80	2	10.69	-	-	4	3.39	-	-	2	0.49	-	-
32	UJJIVAN BANK	51	101.70	14,891	5,690.00	86	133.70	14,891	5,690.00	-	-	-	-	5	2.67	-	-	-	-	-	-
33	UTKARSH BANK	1,935	3,275.94	1,03,096	41,452.00	3,096	4,323.03	1,03,096	41,452.00	26	152.22	-	-	141	129.86	-	-	4	0.98	-	-
34	JANA BANK	28	23.97	6,739	2,882.98	28	23.97	6,739	2,882.98	-	-	-	-	-	-	-	-	-	-	-	-
	TOTAL	2,64,275	3,54,952.74	4,63,575	2,07,655.81	11,17,723	10,22,356.19	11,78,804	5,11,394.45	67,496	34,253.06	32	433.56	11,253	12,991.27	1,033	399.31	3,512	3,567.00	32	750.23

SOURCE : SLBC PORTAL

STATE LEVEL BANKERS' COMMITTEE - JHARKHAND
CONVENOR : BANK OF INDIA

BANK-WISE ACHIEVEMENT UP TO THE END OF MARCH QUARTER OF CURRENT FY-2020-21

AMOUNT IN LACS. ANNX- 6A (IV)

S.NO	NAME OF BANKS	TOTAL AGRI- INFRASTRUCTURES				ANCILLARY ACTIVITIES : FOOD & AGRO PROCESSING				ANCILLARY ACTIVITIES : OTHER LOAN TO CO-OPERATIVE SOCIETIES				TOTAL ANCILLARY ACTIVITIES				TOTAL AGRICULTURE = (FARM CREDIT + AGRIL. INFRASTRUCTURE + ANCILLARY ACTIVITIES)			
		TARGET		ACHIEVMENT		TARGET		ACHIEVMENT		TARGET		ACHIEVMENT		TARGET		ACHIEVMENT		TARGET		ACHIEVMENT	
		NO.	AMT	NO.	AMT	NO.	AMT	NO.	AMT	NO.	AMT	NO.	AMT	NO.	AMT	NO.	AMT	NO.	AMT	NO.	AMT
1	STATE BANK OF INDIA	20,029	9,979.88	-	-	2,378	4,283.55	82	4,443.00	1,388	2,178.85	-	-	3,766	6,462.40	82	4,443.00	2,73,550	2,33,011.92	73,647	46,487.73
2	BANK OF INDIA	24,033	9,258.97	23	146.07	2,163	4,716.41	25,606	41,281.58	709	1,686.02	-	-	2,872	6,402.43	25,606	41,281.58	2,45,234	2,24,898.61	3,57,293	1,16,561.18
3	INDIAN BANK	2,393	2,643.39	-	-	1,057	1,744.03	96	582.07	379	626.40	19	210.59	1,436	2,370.43	115	792.66	61,932	61,491.73	27,834	25,087.07
4	CENTRAL BANK OF INDIA	2,645	1,313.11	-	-	283	433.26	-	-	184	346.87	-	-	467	780.13	-	-	33,350	25,866.17	8,773	7,998.17
5	PUNJAB NATIONAL BANK	5,490	3,687.44	-	-	890	1,680.95	406	3,203.79	292	814.93	-	-	1,182	2,495.88	406	3,203.79	85,508	76,542.94	5,149	8,340.10
6	CANARA BANK	2,136	3,349.19	2	6.00	421	1,386.46	2	845.00	423	874.16	-	-	844	2,260.62	2	845.00	44,078	44,388.27	6,982	6,722.10
7	UNION BANK OF INDIA	2,928	2,001.52	16	279.82	577	1,044.11	-	-	192	544.67	-	-	769	1,588.78	-	-	41,941	39,135.21	10,469	5,610.03
8	UCO BANK	1,370	1,114.68	2	1.90	230	527.95	12	25.60	107	337.57	-	-	337	865.52	12	25.60	23,316	21,074.28	8,693	4,228.35
9	BANK OF BARODA	2,864	1,956.46	-	-	377	901.10	422	3,787.46	190	510.19	-	-	567	1,411.29	422	3,787.46	37,808	35,422.71	3,083	6,728.07
10	INDIAN OVERSEAS BANK	690	642.67	-	-	89	340.46	-	-	55	159.68	-	-	144	500.14	-	-	8,178	8,879.41	222	175.00
11	PUNJAB AND SINDH BANK	86	249.33	-	-	22	63.57	-	-	24	124.74	-	-	46	188.31	-	-	2,120	2,321.98	18	20.09
12	BANK OF MAHARASHTRA	48	50.61	28	167.00	21	32.70	-	-	4	10.87	-	-	25	43.57	-	-	1,706	1,311.70	59	224.70
13	IDBI BANK	801	620.21	-	-	81	246.86	-	-	61	234.65	-	-	142	481.51	-	-	11,575	11,393.03	5,550	1,972.87
14	IDFC FIRST BANK	-	-	-	-	1	1.06	-	-	1	-	-	-	2	1.06	-	-	17	13.05	1	1.00
15	FEDERAL BANK	24	8.96	2	1.16	12	14.18	-	-	1	6.73	-	-	13	20.91	-	-	464	413.98	552	1,399.26
16	HDFC BANK	795	715.44	-	-	78	171.37	-	-	76	350.89	19	1,997.81	154	522.26	19	1,997.81	14,870	13,748.13	8,288	8,476.97
17	ICICI BANK	940	691.13	-	-	202	262.64	-	-	78	200.99	-	-	280	463.63	-	-	11,311	10,937.36	9,538	9,138.77
18	KARNATAKA BANK LTD.	6	2.17	-	-	4	4.34	-	-	1	1.68	-	-	5	6.02	-	-	67	84.55	52	615.76
19	AXIS BANK	739	585.88	7	603.00	210	282.24	-	-	61	178.86	-	-	271	461.10	-	-	12,307	12,475.74	11,656	4,609.00
20	INDUS IND BANK	574	296.18	-	-	38	91.52	-	-	40	75.48	-	-	78	167.00	-	-	6,927	5,410.83	2,42,667	77,620.95
21	JAMMU AND KASHMIR BANK LTD.	-	-	-	-	1	1.06	-	-	1	-	-	-	2	1.06	-	-	17	13.05	-	-
22	YES BANK	7	2.45	-	-	4	4.34	-	-	1	1.68	-	-	5	6.02	-	-	231	269.65	-	-
23	KOTAK MAHINDRA BANK	18	70.17	-	-	11	33.13	-	-	16	14.43	-	-	27	47.56	-	-	353	503.81	1,075	11,231.34
24	SOUTH INDIAN BANK	-	-	-	-	1	1.06	-	-	1	-	-	-	2	1.06	-	-	17	13.05	-	-
25	LAXMI VILASH BANK	-	-	-	-	1	1.06	-	-	1	-	-	-	2	1.06	-	-	17	13.05	-	-
26	KARUR VASYA BANK	-	-	-	-	1	1.06	-	-	1	-	-	-	2	1.06	-	-	17	13.05	-	-
27	BANDHAN BANK	450	707.00	1,017	378.15	293	316.63	-	-	62	144.96	4,280	1,761.29	355	461.59	4,280	1,761.29	34,121	30,376.46	8,249	3,294.09
28	JHARKHAND RAJYA GRAMIN BANK	10,810	8,804.22	-	-	1,753	3,935.06	1	450.00	1,401	1,762.66	-	-	3,154	5,697.72	1	450.00	2,25,996	2,06,639.49	2,80,110	1,66,085.01
29	DHANBAD CENTRAL COOPERATIVE BANK	155	230.10	-	-	196	279.12	-	-	7	14.27	-	-	203	293.39	-	-	5,445	6,964.54	70	72.33
30	COOPERATIVE BANK	2,046	1,529.87	-	-	142	657.43	-	-	223	332.06	-	-	365	989.49	-	-	30,484	29,137.25	2,515	4,848.02
31	ESAF BANK	8	14.57	-	-	201	51.06	73	25.58	18	4.15	-	-	219	55.21	73	25.58	1,377	684.30	13,648	4,018.38
32	UJJIVAN BANK	5	2.67	-	-	2	2.12	-	-	1	-	-	-	3	2.12	-	-	94	138.49	14,891	5,690.00
33	UTKARSH BANK	171	283.06	-	-	223	86.09	-	-	41	13.47	-	-	264	99.56	-	-	3,531	4,705.65	1,03,096	41,452.00
34	JANA BANK	-	-	-	-	2	2.12	-	-	1	-	-	-	3	2.12	-	-	31	26.09	6,739	2,882.98
	TOTAL	82,261	50,811.33	1,097	1,583.10	11,965	23,600.10	26,700	54,644.08	6,041	11,551.91	4,318	3,969.69	18,006	35,152.01	31,018	58,613.77	12,17,990	11,08,319.53	12,10,919	5,71,591.32

SOURCE : SLBC PORTAL

STATE LEVEL BANKERS' COMMITTEE - JHARKHAND
CONVENOR : BANK OF INDIA

BANK-WISE ACHIEVEMENT UP TO THE END OF MARCH QUARTER OF CURRENT FY-2020-21

AMOUNT IN LACS.

ANNX- 6A (V)

S.NO	NAME OF BANKS	MICRO ENTERPRISES (MFG + SERV.)		SMALL ENTERPRISES (MFG + SERV.)		MEDIUM ENTERPRISES (MFG + SERV.)		KHADI & VILLAGE INDUSTRIES		OTHERS UNDER MSME		TOTAL MSME													
		TARGET		ACHIEVMENT		TARGET		ACHIEVMENT		TARGET		ACHIEVMENT		TARGET		ACHIEVMENT									
		NO.	AMT	NO.	AMT	NO.	AMT	NO.	AMT	NO.	AMT	NO.	AMT	NO.	AMT	NO.	AMT								
1	STATE BANK OF INDIA	38,515	96,686.45	30,383	1,31,522.00	7,174	76,089.48	4,505	1,32,672.00	376	28,213.95	101	20,515.00	1,082	3,151.78	-	-	1,956	2,830.09	-	-	49,103	2,06,971.75	34,989	2,84,709.00
2	BANK OF INDIA	31,242	83,629.67	75,765	2,04,961.00	7,795	75,496.77	915	59,492.00	382	24,171.45	30	6,631.00	1,750	4,310.96	-	-	2,798	4,027.77	-	-	43,967	1,91,636.62	76,710	2,71,084.00
3	INDIAN BANK	10,880	23,468.99	16,374	24,570.66	2,541	19,124.28	750	16,044.42	81	7,063.10	456	5,639.52	786	1,561.72	-	-	1,230	1,713.29	-	-	15,518	52,931.38	17,580	46,254.60
4	CENTRAL BANK OF INDIA	4,976	11,966.62	6,872	4,589.22	930	10,291.72	180	400.40	82	4,845.77	-	-	73	309.19	33	100.78	264	236.51	-	-	6,325	27,649.81	7,085	5,090.40
5	PUNJAB NATIONAL BANK	16,431	42,391.52	11,383	18,291.28	2,843	34,612.48	1,056	17,435.23	359	14,136.87	99	5,162.07	439	1,404.23	89	557.00	1,092	1,278.04	-	-	21,164	93,823.14	12,627	41,445.58
6	CANARA BANK	9,225	27,369.89	12,118	19,596.29	2,295	24,864.91	665	8,247.01	441	7,826.04	-	-	260	1,001.32	201	684.76	416	533.26	135	876.60	12,637	61,595.42	13,119	29,404.66
7	UNION BANK OF INDIA	8,177	22,332.15	4,162	6,278.24	1,715	18,151.99	384	8,055.12	219	6,303.68	100	6,635.62	328	828.62	15	26.37	658	787.82	380	2,000.14	11,097	48,404.26	5,041	22,995.49
8	UCO BANK	3,981	11,601.61	5,681	5,495.57	899	9,056.34	99	2,832.87	178	2,329.79	1	280.00	140	439.00	-	-	252	368.27	-	-	5,450	23,795.01	5,781	8,608.44
9	BANK OF BARODA	6,897	21,167.83	10,112	23,713.41	1,405	17,093.43	1,040	16,822.70	129	6,377.01	21	3,389.77	238	742.36	-	-	422	556.88	-	-	9,091	45,937.51	11,173	43,925.88
10	INDIAN OVERSEAS BANK	2,601	7,260.27	1,128	4,122.00	435	5,699.91	103	252.00	203	2,097.20	5	23.00	46	227.67	16	71.00	136	139.77	-	-	3,421	15,424.82	1,252	4,468.00
11	PUNJAB AND SINDH BANK	894	3,071.82	824	1,735.68	223	2,874.68	-	-	26	1,038.56	-	-	11	46.73	-	-	19	26.45	-	-	1,173	7,058.24	824	1,735.68
12	BANK OF MAHARASHTRA	246	961.00	14	117.50	66	649.69	3	1,790.00	22	221.47	-	-	14	26.79	-	-	16	24.14	-	-	364	1,883.09	17	1,907.50
13	IDBI BANK	3,762	8,465.36	10,469	75,337.88	571	8,545.83	604	10,740.27	162	5,254.15	33	5,581.10	46	159.45	-	-	102	132.41	-	-	4,643	22,557.20	11,106	91,659.25
14	IDFC FIRST BANK	121	316.92	18	215.00	21	281.31	21	200.00	22	-	1	6.00	1	1.39	-	-	4	4.11	-	-	168	603.73	40	421.00
15	FEDERAL BANK	467	1,194.43	48	669.87	102	1,312.42	23	1,447.28	22	732.54	3	1,707.00	3	6.69	-	-	4	4.11	1	4.00	598	3,250.19	75	3,828.15
16	HDFC BANK	6,816	24,888.06	3,829	13,372.64	840	20,367.91	969	28,385.10	103	10,078.20	229	7,380.41	44	231.99	-	-	182	303.41	-	-	7,985	55,869.57	5,027	49,138.15
17	ICICI BANK	6,138	21,928.91	723	26,946.51	1,201	23,913.13	472	39,768.17	401	8,295.95	115	18,631.82	85	245.73	-	-	181	234.07	-	-	8,006	54,617.79	1,310	85,346.50
18	KARNATAKA BANK LTD.	184	686.94	15	121.46	37	430.25	1	500.00	21	21.47	-	-	1	1.39	-	-	4	4.11	-	-	247	1,144.16	16	621.46
19	AXIS BANK	5,025	13,019.67	284	16,021.00	822	10,440.61	205	8,209.00	56	8,048.29	16	3,143.00	89	224.86	-	-	193	254.25	-	-	6,185	31,987.68	505	27,373.00
20	INDUS IND BANK	2,692	8,234.38	3,85,018	1,27,368.30	270	3,918.82	410	5,855.04	27	2,173.10	399	4,267.78	21	61.98	-	-	47	57.95	-	-	3,057	14,446.23	3,85,827	1,37,491.12
21	JAMMU AND KASHMIR BANK LTD	121	316.92	-	-	21	281.31	-	-	21	-	-	-	1	1.39	-	-	4	4.11	-	-	168	603.73	-	-
22	YES BANK	440	1,597.11	162	3,174.00	107	2,024.59	114	2,252.00	27	1,518.13	53	1,309.00	2	3.69	-	-	4	4.11	-	-	580	5,147.63	329	6,735.00
23	KOTAK MAHINDRA BANK	626	1,584.11	83	1,755.63	120	1,364.18	151	6,460.98	18	636.12	26	423.62	2	30.54	-	-	14	16.42	-	-	780	3,631.37	260	8,640.23
24	SOUTH INDIAN BANK	146	566.92	30	2,696.72	31	521.31	4	2,074.58	22	51.30	-	-	1	1.39	-	-	4	4.11	-	-	204	1,145.03	34	4,771.30
25	LAXMI VILASH BANK	121	316.92	-	-	21	281.31	-	-	21	-	-	-	1	1.39	-	-	4	4.11	15	31.76	168	603.73	15	31.76
26	KARUR VASYA BANK	121	316.92	-	-	21	281.31	-	-	21	-	-	-	1	1.39	-	-	4	4.11	-	-	168	603.73	-	-
27	BANDHAN BANK	15,393	36,351.55	2,35,337	1,07,025.80	387	4,597.67	-	-	142	1,185.93	-	-	28	114.25	-	-	85	110.90	-	-	16,035	42,360.30	2,35,337	1,07,025.80
28	JHARKHAND RAJYA GRAMIN BA	24,194	43,117.41	12,392	22,270.15	5,032	31,477.26	15	3,063.80	261	3,327.02	2	2,024.81	907	2,819.28	108	849.04	1,231	1,719.37	-	-	31,625	82,460.34	12,517	28,207.80
29	DHANBAD CENTRAL COOPERATI	582	672.45	-	-	275	1,526.54	-	-	-	74.96	-	-	188	251.11	-	-	261	359.65	-	-	1,306	2,884.71	-	-
30	COOPERATIVE BANK	3,930	6,832.29	-	-	685	6,035.61	-	-	209	1,886.99	-	-	76	557.70	-	-	110	226.99	-	-	5,010	15,539.58	-	-
31	ESAF BANK	222	363.92	7,675	2,655.02	31	631.57	-	-	21	-	-	-	2	3.69	-	-	4	4.11	12,168	4,224.55	280	1,003.29	19,843	6,879.57
32	UJJIVAN BANK	295	723.84	773	524.00	62	1,013.53	4	115.00	42	-	-	-	1	11.77	-	-	7	8.21	-	-	407	1,757.35	777	639.00
33	UTKARSH BANK	1,518	2,630.63	2,716	1,001.00	166	2,253.08	-	-	105	-	-	-	12	22.44	-	-	28	34.90	-	-	1,829	4,941.05	2,716	1,001.00
34	JANA BANK	253	683.84	9	186.75	47	612.62	-	-	42	-	-	-	1	2.77	-	-	7	8.21	-	-	350	1,307.44	9	186.75
	TOTAL	2,07,232	5,26,717.32	8,34,397	8,46,334.58	39,191	4,16,117.85	12,693	3,73,114.97	4,263	1,47,909.04	1,690	92,750.52	6,680	18,806.65	462	2,288.95	11,743	16,026.02	12,699	7,137.05	2,69,109	11,25,576.88	8,61,941	13,21,626.07

SOURCE : SLBC PORTAL

STATE LEVEL BANKERS' COMMITTEE - JHARKHAND

CONVENOR : BANK OF INDIA

BANK-WISE ACHIEVEMENT UP TO THE END OF MARCH QUARTER OF CURRENT FY-2020-21

AMOUNT IN LACS.

ANNX- 6A (VI)

S.NO	NAME OF BANKS	EXPORT CREDIT		EDUCATION - PRIORITY SECTOR				HOUSING - PRIORITY SECTOR				SOCIAL INFRASTRUCTURE				RENEWABLE ENERGY				OTHERS				TOTAL PRIORITY SECTOR				ADDITIONAL INFORMATION: LOANS TO WEAKER SECTION UNDER P.S					
		TARGET		ACHIEVEMENT		TARGET		ACHIEVEMENT		TARGET		ACHIEVEMENT		TARGET		ACHIEVEMENT		TARGET		ACHIEVEMENT		TARGET		ACHIEVEMENT		TARGET		ACHIEVEMENT		TARGET		ACHIEVEMENT	
		NO.	AMT	NO.	AMT	NO.	AMT	NO.	AMT	NO.	AMT	NO.	AMT	NO.	AMT	NO.	AMT	NO.	AMT	NO.	AMT	NO.	AMT	NO.	AMT	NO.	AMT	NO.	AMT	NO.	AMT		
1	STATE BANK OF INDIA	99	1,816.58	-	-	4,144	18,395.35	5,273	11,292.00	4,922	38,397.77	4,465	28,578.00	2,686	2,421.69	55	126.47	2,124	1,270.50	2	51.75	5,995	8,603.85	-	-	3,42,623	5,10,889.41	1,18,431	3,71,244.95	25,976	44,947.27	3,673	3,853.08
2	BANK OF INDIA	41	957.33	-	-	3,810	14,951.94	1,168	1,595.00	4,599	27,554.69	309	3,368.00	3,779	2,476.49	-	-	2,308	1,327.23	-	-	6,263	8,103.60	28	31,620.00	3,10,001	4,71,906.51	4,35,508	4,24,228.18	18,089	39,133.37	-	-
3	INDIAN BANK	35	296.21	-	-	1,214	4,875.37	206	502.75	1,602	9,896.49	344	4,703.84	457	895.42	5	4.66	378	420.61	-	-	1,439	2,034.02	6,009	5,190.23	82,575	1,32,841.23	51,978	81,743.15	8,988	12,360.53	4,678	5,703.00
4	CENTRAL BANK OF INDIA	16	195.41	-	-	600	2,549.44	123	479.02	722	5,511.82	191	3,588.59	355	303.31	-	-	413	228.55	-	-	1,187	1,631.77	-	-	42,968	63,936.28	16,172	17,156.18	4,006	5,407.11	1,842	3,421.08
5	PUNJAB NATIONAL BANK	46	484.25	-	-	1,961	7,419.05	1,115	3,325.11	2,304	13,594.42	444	4,174.99	734	727.10	-	-	942	670.89	-	-	2,345	3,489.32	147	103.25	1,15,004	1,96,751.11	19,482	57,389.03	8,615	15,367.17	8,546	9,270.75
6	CANARA BANK	36	554.80	5	24,718.00	1,245	5,796.06	327	2,357.49	1,449	13,544.30	668	17,166.33	259	538.90	-	-	299	349.21	-	-	2,515	18,650.70	32	2,426.26	62,518	1,45,417.66	21,133	82,794.84	6,524	13,938.37	1,489	726.81
7	UNION BANK OF INDIA	32	290.81	1	21.27	1,067	4,165.84	54	426.89	1,383	8,953.70	55	1,444.28	398	508.95	-	-	420	371.90	360	141.00	1,349	2,201.91	2,830	17,755.23	57,687	1,04,032.58	18,810	48,394.19	5,538	8,953.81	1,861	959.40
8	UCO BANK	12	75.18	17	51.50	482	1,979.45	67	376.32	553	4,009.79	125	2,336.97	146	187.16	-	-	127	123.99	-	-	708	870.63	3,982	3,258.94	30,794	52,115.49	18,665	18,860.52	2,592	3,988.26	7,033	4,851.85
9	BANK OF BARODA	27	638.34	-	-	1,229	4,862.96	450	1,332.17	1,665	12,216.89	388	5,032.51	354	540.97	-	-	266	257.72	-	-	1,158	1,499.97	529	761.28	51,598	1,01,377.07	15,623	57,779.91	4,485	9,182.16	930	454.10
10	INDIAN OVERSEAS BANK	12	76.33	-	-	331	1,345.81	13	14.50	495	3,733.96	58	835.27	98	128.28	-	-	102	115.65	-	-	366	455.48	-	-	13,003	30,159.74	1,545	5,492.77	1,583	2,543.51	-	-
11	PUNJAB AND SINDH BANK	5	28.62	-	-	117	550.22	13	69.77	171	1,401.24	40	655.14	25	47.05	-	-	12	26.25	-	-	176	181.98	36	54.87	3,799	11,615.58	931	2,535.55	5,500	1,075.31	28	225.91
12	BANK OF MAHARASHTRA	2	9.54	-	-	30	149.53	44	199.00	28	262.01	34	3,829.00	3	10.15	-	-	2	7.58	-	-	47	57.04	-	-	2,182	3,690.64	154	6,160.20	320	455.58	-	-
13	IDBI BANK	10	113.44	-	-	450	1,664.38	187	273.61	717	5,483.26	594	4,938.29	127	146.11	5	4.62	65	68.56	1	1.08	411	483.97	-	-	17,998	41,909.95	17,443	98,849.72	1,986	4,063.09	3,805	5,503.68
14	IDFC FIRST BANK	2	9.54	-	-	8	47.70	-	-	9	120.25	-	-	1	7.09	-	-	1	6.20	-	-	6	11.93	-	-	212	819.49	41	422.00	70	91.81	-	-
15	FEDERAL BANK	2	9.54	-	-	46	208.64	10	22.69	45	461.99	-	-	1	7.09	-	-	1	6.20	-	-	85	82.65	-	-	1,242	4,440.28	637	5,250.10	304	591.81	6	8.60
16	HDFC BANK	19	322.39	-	-	391	1,671.42	59	88.07	915	8,682.98	503	526.98	131	386.70	-	-	95	108.63	-	-	620	737.04	-	-	25,026	81,526.86	13,877	58,230.17	2,945	8,897.51	11,211	5,744.90
17	ICICI BANK	26	265.05	-	-	384	1,647.60	42	141.09	961	8,498.22	138	2,954.56	152	315.30	-	-	97	144.98	-	-	438	609.75	31	7.50	21,375	77,036.05	11,059	97,588.42	3,774	9,744.15	-	-
18	KARNATAKA BANK LTD.	2	9.54	-	-	24	102.81	-	-	27	236.93	2	56.55	1	7.09	-	-	1	6.20	-	-	31	38.38	-	-	400	1,629.66	70	1,293.77	99	196.62	-	-
19	AXIS BANK	22	189.77	-	-	448	2,077.72	78	314.00	941	5,962.53	382	463.00	146	447.63	-	-	85	126.67	-	-	461	597.56	-	-	20,595	53,865.30	12,621	32,759.00	2,856	5,379.59	-	-
20	INDUS IND BANK	6	84.82	-	-	141	554.94	-	-	132	1,229.62	-	-	83	87.06	1,587	2,144.14	29	26.71	-	-	210	188.84	264	59.83	10,585	22,029.05	6,303.45	2,15,386.04	1,233	3,789.12	4,83,909	1,41,793.52
21	JAMMU AND KASHMIR BANK LTD	2	9.54	-	-	8	47.70	-	-	9	120.25	-	-	1	7.09	-	-	1	6.20	-	-	6	11.93	-	-	212	819.49	-	-	70	91.81	-	-
22	YES BANK	2	9.54	-	-	64	213.71	-	-	43	424.83	-	-	35	51.49	-	-	2	7.05	-	-	37	48.06	-	-	994	6,171.96	329	6,735.00	274	891.03	-	-
23	KOTAK MAHINDRA BANK	6	38.16	-	-	50	271.42	275	414.04	56	640.19	10	849.92	5	29.11	-	-	5	25.97	-	-	105	115.40	-	-	1,360	5,255.43	1,620	21,135.53	315	456.52	-	-
24	SOUTH INDIAN BANK	2	9.54	-	-	44	281.82	4	10.12	86	1,320.25	3	30.50	6	13.82	-	-	1	6.20	-	-	8	14.72	1	36.00	368	2,804.43	42	4,847.92	92	383.19	-	-
25	LAXMI VILASH BANK	2	9.54	-	-	8	47.70	-	-	9	120.25	-	-	1	7.09	-	-	1	6.20	-	-	6	11.93	-	-	212	819.49	15	31.76	70	91.81	-	-
26	KARUR VASIA BANK	2	9.54	-	-	8	47.70	-	-	9	120.25	-	-	1	7.09	-	-	1	6.20	-	-	6	11.93	-	-	212	819.49	-	-	70	91.81	-	-
27	BANDHAN BANK	9	57.24	-	-	185	896.62	-	-	215	1,888.92	139	1,005.32	40	249.22	-	-	45	66.50	-	-	1,868	556.72	-	-	52,518	76,451.98	2,43,725	1,11,325.21	2,733	7,260.38	-	-
28	JHARKHAND RAJYA GRAMIN BA	12	76.65	-	-	1,472	3,842.16	3	5.38	2,494	12,440.22	501	5,488.71	1,716	1,169.38	-	-	1,523	683.53	-	-	6,070	8,121.45	35,702	37,987.10	2,70,908	3,15,433.22	3,28,833	2,37,774.00	18,143	21,636.76	3,11,729	1,84,098.30
29	DHANBAD CENTRAL COOPERATI	-	-	-	-	90	218.36	-	-	201	696.37	4	120.00	61	90.75	-	-	25	34.36	-	-	113	121.93	-	-	7,241	11,011.02	74	192.33	497	735.90	-	-
30	COOPERATIVE BANK	9	57.24	-	-	208	820.25	407	576.41	225	2,455.03	13	241.35	99	91.51	-	-	118	107.06	-	-	735	877.47	-	-	36,888	49,085.39	2,935	5,665.78	2,562	2,873.69	-	-
31	ESAF BANK	2	9.54	-	-	11	58.02	-	-	18	228.25	322	60.15	1	7.09	-	-	3	8.26	-	-	10	28.81	24,896	4,734.91	1,702	2,027.56	58,709	15,693.01	954	667.04	58,709	15,693.01
32	UJJIVAN BANK	3	19.08	-	-	43	190.81	-	-	30	301.22	1,257	958.00	1	14.19	-	-	1	12.41	-	-	92	194.35	31,463	11,180.00	671	2,627.90	48,388	18,467.00	182	365.42	47,711	17,125.00
33	UTKARSH BANK	8	47.70	-	-	71	392.69	-	-	74	821.55	44	415.00	22	42.78	-	-	28	37.98	-	-	169	205.51	8,917	4,272.00	5,732	11,194.91	1,14,773	47,140.00	2,038	1,440.73	53,348	21,080.00
34	JANA BANK	3	19.08	-	-	16	95.41	-	-	18	240.50	682	520.81	1	14.19	-	-	1	12.41	-	-	12	23.85	11,016	4,499.56	432	1,738.97	18,446	8,090.10	143	203.62	17,903	7,569.48
	TOTAL	514	6,799.88	23	24,790.77	20,400	82,440.60	9,918	23,815.43	27,127	1,91,570.94	11,715																					

STATE LEVEL BANKERS' COMMITTEE - JHARKHAND

CONVENOR : BANK OF INDIA

BANK-WISE ACHIEVEMENT UP TO THE END OF MARCH QUARTER OF CURRENT FY-2020-21

AMOUNT IN LACS.

ANNX- 6A (VII)

S.NO	NAME OF BANKS	AGRICULTURE-PRIORITY		NON-ACHIEVEMENT		EDUCATION-PRIORITY		NON-ACHIEVEMENT		HOUSING-PRIORITY		NON-ACHIEVEMENT		PERSONAL LOANS - UNDER NON-PRIORITY SECTOR				OTHERS - NON PRIORITY				TOTAL NON PRIORITY				TOTAL ADVANCES			
		TARGET		ACHIEVEMENT		TARGET		ACHIEVEMENT		TARGET		ACHIEVEMENT		TARGET		ACHIEVEMENT		TARGET		ACHIEVEMENT		TARGET		ACHIEVEMENT		TARGET		ACHIEVEMENT	
		NO.	AMT	NO.	AMT	NO.	AMT	NO.	AMT	NO.	AMT	NO.	AMT	NO.	AMT	NO.	AMT	NO.	AMT	NO.	AMT	NO.	AMT	NO.	AMT	NO.	AMT	NO.	AMT
1	STATE BANK OF INDIA	1,836	5,920.20	360	2,798.67	1,495	7,576.63	-	-	5,280	33,348.36	4,137	60,056.00	8,823	29,209.19	5,646	18,853.00	45,098	1,32,596.89	-	-	62,532	2,08,651.27	10,143	81,707.67	4,05,155	7,19,540.68	1,28,574	4,52,952.62
2	BANK OF INDIA	1,105	3,171.99	-	-	798	4,458.66	24	195.00	3,878	24,919.12	240	5,605.00	5,704	17,894.19	-	-	35,912	93,897.26	21,583	69,737.00	47,397	1,44,341.22	21,847	75,537.00	3,57,398	6,16,247.73	4,57,355	4,99,765.18
3	INDIAN BANK	224	719.10	-	-	251	1,286.68	12	61.70	1,067	7,416.72	28	508.12	1,879	9,222.30	362	764.67	10,717	29,759.79	3,243	9,569.82	14,138	48,404.59	3,645	10,904.31	96,713	1,81,245.82	55,623	92,647.46
4	CENTRAL BANK OF INDIA	92	310.96	-	-	126	882.91	94	2,286.66	428	4,820.95	29	933.79	1,134	5,090.18	206	559.59	5,666	15,593.49	-	-	7,446	26,698.49	329	3,780.04	50,414	90,634.77	16,501	20,936.22
5	PUNJAB NATIONAL BANK	337	957.97	2	20.25	277	2,061.87	974	3,113.58	874	11,706.08	424	8,170.08	3,010	12,268.66	1,593	5,744.41	18,927	53,546.88	6,181	22,913.81	23,425	80,541.46	9,174	39,962.13	1,38,429	2,77,292.57	28,656	97,351.16
6	CANARA BANK	292	1,035.61	-	-	326	2,002.08	91	282.78	917	9,635.97	-	-	1,804	9,684.27	3,437	6,288.33	17,699	41,041.06	1,839	8,225.30	21,038	63,398.99	5,367	14,796.41	83,556	2,08,816.65	26,500	97,591.25
7	UNION BANK OF INDIA	154	488.59	-	-	170	1,281.60	92	1,358.46	544	7,363.30	74	2,222.84	1,489	7,390.33	904	2,399.32	11,243	33,327.06	-	-	13,600	49,850.88	1,070	5,980.62	71,287	1,53,883.46	19,880	54,374.81
8	UCO BANK	118	452.01	-	-	140	878.57	3	16.19	598	4,352.46	42	1,137.66	853	3,713.78	147	269.72	12,190	28,985.66	891	3,589.38	13,899	38,382.48	1,083	5,012.95	44,693	90,497.97	19,748	23,873.47
9	BANK OF BARODA	212	631.44	-	-	213	1,631.14	50	668.84	743	6,966.96	243	4,155.49	1,462	6,625.93	2,001	2,222.41	10,173	24,345.72	816	4,391.50	12,803	40,201.19	3,110	11,438.24	64,401	1,41,578.26	18,733	69,218.15
10	INDIAN OVERSEAS BANK	32	116.00	-	-	37	331.19	-	-	111	2,315.47	-	-	449	2,721.47	3	8.00	3,622	11,500.97	-	-	4,251	16,985.10	3	8.00	47,144.84	1,548	5,500.77	
11	PUNJAB AND SINDH BANK	35	125.05	-	-	34	208.55	2	16.25	136	1,181.44	7	258.70	233	1,066.43	-	-	1,297	4,185.14	99	761.74	1,735	6,766.61	108	1,036.69	5,534	18,382.19	1,039	3,572.24
12	BANK OF MAHARASHTRA	10	34.95	-	-	15	106.45	17	147.00	54	674.22	17	363.00	105	498.19	8	9.30	497	1,617.19	4	37.88	681	2,931.00	46	557.18	2,863	6,621.64	200	6,717.38
13	IDBI BANK	83	264.20	-	-	95	668.93	22	35.60	293	4,079.18	297	6,091.19	686	2,755.72	423	1,483.22	4,313	16,195.81	1,259	5,822.20	5,470	23,963.84	2,001	13,432.21	23,468	65,873.79	19,444	1,12,281.93
14	IDFC FIRST BANK	-	2.42	-	-	-	12.73	-	-	2	191.30	-	-	11	228.30	-	-	114	685.05	31,624	23,209.00	127	1,119.80	31,624	23,209.00	339	1,939.29	31,665	23,631.00
15	FEDERAL BANK	75	310.19	-	-	79	355.41	-	-	206	848.40	4	62.52	141	546.35	89	129.28	389	1,313.20	1,575	10,586.00	890	3,373.55	1,668	10,777.80	2,132	7,813.83	2,305	16,027.90
16	HDFC BANK	1,373	5,222.34	-	-	1,262	5,726.67	24	43.91	4,072	16,824.06	-	-	4,956	18,872.96	8,374	44,370.06	16,610	1,11,291.71	39,192	10,30,744.50	28,273	1,57,937.74	47,590	10,75,158.47	53,299	2,39,464.60	61,467	1,13,388.64
17	ICICI BANK	426	1,702.98	-	-	479	2,482.07	-	-	1,312	9,992.02	547	19,834.22	1,340	6,529.58	-	-	19,232	34,492.72	67,740	4,27,683.39	22,789	55,199.37	68,287	4,47,517.61	44,164	1,32,235.42	79,346	5,45,106.03
18	KARNATAKA BANK LTD.	6	25.61	-	-	9	45.92	-	-	36	366.35	3	100.00	45	300.57	8	9.30	146	744.38	4	37.88	242	1,482.83	15	147.18	642	3,112.49	85	1,440.95
19	AXIS BANK	210	794.41	-	-	252	1,523.93	-	-	649	5,624.93	-	-	1,057	5,426.85	-	-	5,551	23,234.28	4,391	65,720.00	7,719	36,604.40	4,391	65,720.00	28,314	90,469.70	17,012	98,479.00
20	INDUS IND BANK	36	103.70	-	-	24	204.93	-	-	88	1,253.31	-	-	209	1,082.56	-	-	2,591	8,563.83	69,049	73,160.25	2,948	11,208.33	69,049	73,160.25	13,533	33,237.38	6,99,394	2,88,546.29
21	JAMMU AND KASHMIR BANK LTD.	-	2.42	-	-	-	12.73	-	-	2	191.30	-	-	11	228.30	-	-	114	685.05	-	-	127	1,119.80	-	-	339	1,939.29	-	-
22	YES BANK	400	1,638.11	-	-	407	1,716.42	-	-	1,305	4,522.92	-	-	1,065	3,114.69	2,421	9,436.00	1,437	4,289.54	3,999	13,562.00	4,614	15,281.68	6,420	22,998.00	5,608	21,453.64	6,749	29,733.00
23	KOTAK MAHINDRA BANK	22	100.61	-	-	27	160.98	-	-	100	1,376.89	-	-	135	1,090.96	-	-	509	2,955.08	111	2,187.13	793	5,684.52	111	2,187.13	2,153	10,939.95	1,731	23,322.66
24	SOUTH INDIAN BANK	-	2.42	-	-	6	65.32	-	-	3	203.40	-	-	28	254.18	-	-	210	1,211.52	9	20.91	247	1,736.84	9	20.91	615	4,541.27	51	4,868.83
25	LAXMI VILASH BANK	-	2.42	-	-	-	12.73	-	-	2	191.30	-	-	11	228.30	-	-	114	685.05	5	18.06	127	1,119.80	5	18.06	339	1,939.29	20	49.82
26	KARUR VASYA BANK	-	2.42	-	-	-	12.73	-	-	2	191.30	-	-	11	228.30	-	-	114	685.05	-	-	127	1,119.80	-	-	339	1,939.29	-	-
27	BANDHAN BANK	80	223.97	-	-	50	375.61	-	-	155	1,902.05	-	-	393	2,072.29	-	-	2,115	6,625.22	2,469	4,718.20	2,793	11,199.14	2,469	4,718.20	55,311	87,651.12	2,46,194	1,16,043.41
28	JHARKHAND RAJYA GRAMIN BA	181	483.46	-	-	277	1,634.20	-	-	602	5,200.83	59	1,789.48	5,407	11,928.57	2,632	3,943.79	17,991	38,232.26	4,274	6,525.59	24,458	57,479.32	6,965	12,258.86	2,95,366	3,72,912.54	3,35,798	2,50,032.86
29	DHANBAD CENTRAL COOPERATI	33	80.50	-	-	28	60.59	-	-	155	276.15	-	-	64	119.38	41	171.40	1,023	1,734.53	655	1,869.69	1,303	2,271.15	696	2,041.09	8,544	13,282.17	770	2,233.42
30	COOPERATIVE BANK	-	27.21	-	-	33	364.87	-	-	44	1,871.54	-	-	985	2,805.01	465	1,927.59	2,774	8,815.15	-	-	3,836	13,883.78	465	1,927.59	40,724	62,969.17	3,400	7,593.37
31	ESAF BANK	-	2.42	-	-	1	16.13	-	-	3	195.67	-	-	12	229.80	-	-	264	910.05	85	147.03	280	1,354.07	85	147.03	1,982	3,381.63	58,794	15,840.04
32	UJJIVAN BANK	-	4.84	-	-	1	25.47	-	-	4	382.61	205	499.00	35	473.87	100	150.00	228	1,370.11	1,695	1,613.00	268	2,256.90	2,000	2,262.00	939	4,884.80	50,388	20,729.00
33	UTKARSH BANK	12	34.53	-	-	7	90.56	-	-	43	1,268.68	-	-	70	1,170.96	-	-	812	3,959.55	16	78.00	944	6,524.28	16	78.00	6,676	17,719.19	1,14,789	47,218.00
34	JANA BANK	-	4.84	-	-	1	25.47	-	-	4	382.61	4	41.92	29	465.24	-	-	228	1,370.11	1,210	1,270.33	262	2,248.27	1,214	1,312.25	694	3,987.24	19,660	9,402.35
	TOTAL	7,384	24,999.89	362	2,818.92	6,920	38,300.73	1,405	8,225.97	23,712	1,72,037.85	6,360	1,11,829.01	43,646	1,65,537.66	28,860	98,739.39	2,49,920	7,40,446.36	2,64,018	17,88,199.59	331,582	11,41,322.49	3,01,005	20,09,812.88	19,23,217	37,35,573.67	25,23,419	41,70,469.21

SOURCE : SLBC PORTAL

STATE LEVEL BANKERS' COMMITTEE - JHARKHAND
CONVENOR : BANK OF INDIA
DISTRICT-WISE ACHIEVEMENT UP TO THE END OF MARCH QUARTER OF CURRENT FY-2020-21

AMOUNT IN LACS. ANN-6 B (I)

S.NO	DISTRICTS	CROP LOAN				TERM LOAN- WATER RESOURCES				TERM LOAN- MECHANISATION				FARM PLANTATION / HORTICULTURE				TERM LOAN- FORESTRY & WASTELAND				TERM LOAN- DAIRY			
		TARGET		ACHEIVMENT		TARGET		ACHEIVMENT		TARGET		ACHEIVMENT		TARGET		ACHEIVMENT		TARGET		ACHEIVMENT		TARGET		ACHEIVMENT	
		NO.	AMT	NO.	AMT	NO.	AMT	NO.	AMT	NO.	AMT	NO.	AMT	NO.	AMT	NO.	AMT	NO.	AMT	NO.	AMT	NO.	AMT	NO.	AMT
1	BOKARO	58,100	41,614.79	31,907	12,011.01	1,520	730.65	-	-	423	946.33	30	81.01	2,991	1,032.67	35	92.73	235	130.04	243	197.08	1,744	2,835.68	426	350.41
2	CHATRA	33,112	26,332.89	34,776	10,179.78	-	-	-	-	-	-	73	227.90	-	-	25	21.47	-	-	6	4.42	-	-	79	72.74
3	DEOGHAR	59,893	35,932.01	38,341	22,736.21	5,056	1,461.31	-	-	522	2,894.08	36	44.89	1,203	1,522.96	45	85.66	2,048	476.23	2	4.29	822	5,910.77	351	500.66
4	DHANBAD	31,631	22,765.08	17,511	7,982.41	1,705	892.19	-	-	556	1,409.05	24	21.54	466	324.22	33	56.31	187	154.96	250	159.29	1,446	2,481.60	591	522.36
5	DUMKA	45,698	29,703.03	29,643	13,542.22	-	-	-	-	1,722	2,583.30	11	42.19	271	271.00	20	80.66	-	-	-	-	246	474.78	2,912	1,058.11
6	E.SINGHBHUM	42,043	38,858.08	47,908	14,415.48	2,249	4,083.03	1	6.46	517	5,050.69	90	263.08	4,312	5,089.61	4	34.20	1,166	736.72	719	555.68	348	4,048.95	314	342.79
7	GARHWA	44,136	22,062.44	36,626	27,076.47	3,684	1,469.10	-	-	681	3,229.38	9	48.42	2,021	712.36	30	72.86	954	378.79	-	-	951	2,962.39	114	94.30
8	GIRIDIH	60,290	88,920.50	41,316	13,763.92	1,646	3,083.59	-	-	3,281	5,632.12	96	264.12	1,330	2,303.17	20	37.53	722	1,103.47	3	2.92	1,826	2,765.46	760	673.70
9	GODDA	38,320	25,191.00	30,782	16,863.37	391	515.00	-	-	1,250	1,914.00	11	42.79	1,200	600.00	10	33.29	-	-	3	5.23	1,100	2,312.00	1,637	677.59
10	GUMLA	23,450	29,284.00	25,070	7,917.59	349	522.82	-	-	197	1,045.70	44	149.93	93	209.06	10	23.03	-	-	4	6.06	842	3,090.86	49	60.51
11	HAZARIBAGH	80,136	45,792.00	49,813	14,978.37	1,589	1,191.75	-	-	550	1,100.00	77	172.64	550	110.00	98	99.88	256	51.20	8	15.86	1,900	3,800.00	505	294.75
12	JAMTARA	9,456	24,106.06	27,221	14,177.98	263	676.84	-	-	738	1,879.15	10	11.07	251	639.79	27	58.72	145	375.07	-	-	937	2,394.59	101	70.08
13	KHUNTI	45,717	18,143.39	7,049	3,037.30	1,374	538.42	-	-	1,999	877.33	21	30.18	1,520	665.49	17	26.76	134	49.81	4	3.10	5,073	2,346.43	45	23.44
14	KODERMA	44,370	29,500.00	24,206	5,305.44	6,520	3,160.00	-	-	825	1,765.00	13	22.04	866	337.00	4	5.84	660	272.00	-	-	620	2,255.00	255	148.26
15	LATEHAR	14,125	14,266.25	16,101	9,426.36	381	330.30	-	-	142	994.00	6	5.73	1,095	547.50	19	38.76	-	-	-	-	282	888.30	88	46.64
16	LOHERDAGA	14,844	14,844.00	18,225	4,801.28	335	265.00	-	-	160	647.00	17	47.72	410	265.00	10	14.74	-	-	-	-	652	945.00	327	195.17
17	PAKUR	15,500	7,176.76	14,272	7,433.36	60	109.06	-	-	17	241.75	4	6.53	61	109.06	27	73.51	61	109.06	-	-	55	149.96	2,278	924.31
18	PALAMAU	40,025	40,825.50	51,750	36,227.05	1,104	1,104.00	-	-	245	1,715.00	30	159.16	1,970	985.00	25	54.84	-	-	4	7.53	590	1,858.50	93	101.09
19	RAMGARH	8,183	10,915.00	15,695	4,855.69	-	-	-	-	1,636	5,457.62	81	246.40	1,636	1,091.62	2	6.71	-	-	19	12.89	1,636	2,183.00	540	245.28
20	RANCHI	50,200	36,055.29	47,705	16,349.08	367	14,047.92	-	-	276	8,874.36	807	1,542.16	191	4,707.65	29	175.78	655	718.97	392	317.84	5,478	15,918.59	1,117	657.42
21	SAHIBGANJ	36,812	26,245.03	20,753	13,888.04	501	379.86	-	-	525	779.17	13	47.76	369	387.45	7	10.65	91	104.40	2	1.08	597	1,117.03	347	153.76
22	SARAIKELA	24,470	12,235.00	33,728	9,886.44	-	-	-	-	-	-	39	97.01	-	-	18	28.92	-	-	66	63.81	-	-	49	71.78
23	SIMDEGA	16,442	12,745.35	11,839	3,260.51	1,000	283.61	-	-	600	853.60	6	14.50	297	105.08	-	-	87	50.53	-	-	170	142.14	20	17.32
24	W.SINGHBHUM	16,495	13,890.00	42,992	13,623.28	3,840	1,792.00	-	-	1,920	8,640.00	35	100.92	2,015	3,124.25	11	31.62	1,920	1,440.00	2	3.82	874	2,141.30	43	35.93
	TOTAL	8,53,448	6,67,403.45	7,15,229	3,03,738.64	33,934	36,636.45	1	6.46	18,782	58,528.63	1,583	3,689.69	25,118	25,139.94	526	1,164.47	9,321	6,151.25	1,727	1,360.90	28,189	63,022.33	13,041	7,338.40

SOURCE: SLBC PORTAL

STATE LEVEL BANKERS' COMMITTEE - JHARKHAND
CONVENOR : BANK OF INDIA
DISTRICT-WISE ACHIEVEMENT UP TO THE END OF MARCH QUARTER OF CURRENT FY-2020-21

AMOUNT IN LACS. ANNEX-6 B (II)

S.NO	DISTRICTS	TERM LOAN-POULTRY				TERM LOAN-PIGGERY / GOATERY				TERM LOAN-FISHERIES				TERM LOAN-OTHERS				TOTAL TERM LOAN				TOTAL FARM CREDIT (CROP LOAN + TOTAL TERM LOAN)			
		TARGET		ACHIEVEMENT		TARGET		ACHIEVEMENT		TARGET		ACHIEVEMENT		TARGET		ACHIEVEMENT		TARGET		ACHIEVEMENT		TARGET		ACHIEVEMENT	
		NO.	AMT	NO.	AMT	NO.	AMT	NO.	AMT	NO.	AMT	NO.	AMT	NO.	AMT	NO.	AMT	NO.	AMT	NO.	AMT	NO.	AMT	NO.	AMT
1	BOKARO	940	2,328.18	117	104.46	1,178	1,166.55	984	524.72	239	1,625.59	41	38.07	237	107.54	9,825	6,305.10	9,507	10,903.23	11,701	7,693.58	67,607	52,518.02	43,608	19,704.59
2	CHATRA	-	-	14	4.17	-	-	154	88.91	-	-	4	3.45	6,372	11,894.00	1,466	844.60	6,372	11,894.00	1,821	1,267.66	39,484	38,226.89	36,597	11,447.44
3	DEOGHAR	675	1,555.26	77	42.33	2,683	1,364.87	496	178.05	176	470.39	15	30.24	139	79.33	4,555	2,005.37	13,324	15,735.20	5,577	2,891.49	73,217	51,667.21	43,918	25,627.70
4	DHANBAD	1,452	3,656.24	84	81.37	924	519.71	1,197	707.74	76	408.33	83	36.77	53	26.00	16,379	11,054.50	6,865	9,872.30	18,641	12,639.88	38,496	32,637.38	36,152	20,622.29
5	DUMKA	336	456.00	235	89.77	1,427	419.52	361	139.48	100	63.00	91	32.55	-	-	14,461	6,213.38	4,102	4,267.60	18,091	7,656.14	49,800	33,970.63	47,734	21,198.36
6	E.SINGHBHUM	906	2,027.89	114	182.69	1,282	1,279.27	749	319.25	809	1,324.44	100	59.15	940	782.01	12,249	13,690.00	12,529	24,422.61	14,340	15,453.30	54,572	63,280.69	62,248	29,868.78
7	GARHWA	1,220	1,311.92	10	5.60	1,732	891.81	34	29.36	450	1,987.89	8	5.60	230	73.75	15,187	6,149.32	11,923	13,017.39	15,392	6,405.46	56,059	35,079.83	52,018	33,481.93
8	GIRIDIH	1,449	2,110.61	253	91.40	454	750.83	1,755	1,509.09	2,220	3,462.31	138	64.98	249	398.44	18,739	8,727.07	13,177	21,610.00	21,764	11,370.81	73,467	1,10,530.50	63,080	25,134.73
9	GODDA	500	500.00	35	11.49	906	453.00	488	344.80	400	400.00	12	3.95	2,458	2,417.00	9,974	3,541.44	8,205	9,111.00	12,170	4,660.58	46,525	34,302.00	42,952	21,523.95
10	GUMLA	1,296	2,595.36	18	23.13	1,630	3,613.53	233	137.43	321	522.82	13	8.85	817	1,359.40	1,069	1,011.44	5,545	12,959.55	1,440	1,420.38	28,995	42,243.55	26,510	9,337.97
11	HAZARIBAGH	304	608.00	104	143.84	695	521.25	567	246.82	160	800.00	24	20.05	28,779	17,490.00	13,775	8,091.19	34,783	25,672.20	15,158	9,085.03	1,14,919	71,464.20	64,971	24,063.40
12	JAMTARA	305	786.16	18	4.42	541	1,387.82	89	48.64	170	430.65	9	3.90	63	129.95	701	324.60	3,413	8,700.02	955	521.43	12,869	32,806.08	28,176	14,699.41
13	KHUNTI	1,082	443.17	17	8.62	936	387.75	204	95.16	214	67.76	10	3.85	291	104.70	683	399.92	12,623	5,480.86	1,001	591.03	58,340	23,624.25	8,050	3,628.33
14	KODERMA	580	980.00	7	54.12	1,210	685.00	73	112.37	345	705.00	20	16.45	245	135.00	9,345	4,444.79	11,871	10,294.00	9,717	4,803.87	56,241	39,794.00	33,923	10,109.31
15	LATEHAR	305	152.50	20	6.80	495	495.00	327	212.78	61	76.25	17	5.60	-	-	756	308.64	2,761	3,483.85	1,233	624.95	16,886	17,750.10	17,334	10,051.31
16	LOHERDAGA	156	265.00	27	11.66	210	210.00	15	8.71	1,400	2,398.00	39	19.36	454	1,947.00	675	416.20	3,777	6,942.00	1,110	713.56	18,621	21,786.00	19,335	5,514.84
17	PAKUR	61	109.06	123	56.73	181	98.21	449	341.35	46	34.55	66	27.20	38,775	27,899.43	3,892	3,279.62	39,317	28,860.14	6,839	4,709.25	54,817	36,036.90	21,111	12,142.61
18	PALAMAU	588	294.00	3	0.60	1,030	1,030.00	72	25.60	118	147.50	3	2.70	-	-	22,089	9,037.25	5,645	7,134.00	22,319	9,388.77	45,670	47,959.50	74,069	45,615.82
19	RAMGARH	1,636	1,091.62	121	44.39	819	545.81	97	62.44	1,636	1,091.62	74	28.41	2,458	1,638.89	8,061	4,598.23	11,457	13,100.18	8,995	5,244.75	19,640	24,015.18	24,690	10,100.44
20	RANCHI	4,402	4,094.72	199	180.76	1,068	3,720.78	453	660.08	267	3,228.15	77	37.10	359	145.99	2,41,206	84,675.18	13,063	55,457.13	2,44,280	88,246.32	63,263	91,512.42	2,91,985	1,04,595.40
21	SAHIBGANJ	279	302.92	47	15.33	427	375.30	115	138.00	275	150.75	69	22.90	2,150	6,790.49	8,321	3,168.84	5,214	10,387.37	8,921	3,558.32	42,026	36,632.40	29,674	17,446.36
22	SARAIKELA	-	-	7	12.95	-	-	39	28.32	-	-	47	42.37	8,783	17,565.00	14,832	4,485.70	8,783	17,565.00	15,097	4,830.86	33,253	29,800.00	48,825	14,717.30
23	SIMDEGA	258	272.52	9	19.67	685	449.85	87	42.87	160	228.06	25	13.31	-	-	2,263	685.22	3,257	2,385.39	2,410	792.89	19,699	15,130.74	14,249	4,053.40
24	WSINGHBHUM	1,365	1,707.50	17	15.87	2,268	1,924.67	102	52.08	640	1,568.00	19	12.50	1,920	3,360.00	4,374	2,832.76	16,762	25,697.72	4,603	3,085.50	33,257	39,587.72	47,595	16,708.78
	TOTAL	20,095	27,648.63	1,676	1,212.17	22,781	22,290.53	9,140	6,054.05	10,283	21,191.06	1,004	539.31	95,772	94,343.92	4,34,877	1,86,290.36	2,64,275	3,54,952.74	4,63,575	2,07,655.81	11,17,723	10,22,356.19	11,78,804	5,11,394.45

SOURCE: SLBC PORTAL

STATE LEVEL BANKERS' COMMITTEE - JHARKHAND
CONVENOR : BANK OF INDIA
DISTRICT-WISE ACHIEVEMENT UP TO THE END OF MARCH QUARTER OF CURRENT FY-2020-21

S.NO	DISTRICTS	AMOUNT IN LACS. ANNEX-6 B (III)																															
		AGRICULTURE INFRASTRUCTURE : STORAGE				AGRICULTURE INFRASTRUCTURE : LAND DEVELOPMENT				AGRICULTURE INFRASTRUCTURE : OTHER INFRASTRUCTURES				TOTAL AGRI-INFRASTRUCTURES				ANCILLARY ACTIVITIES : FOOD & AGRO PROCESSING				ANCILLARY ACTIVITIES : OTHER LOAN TO CO-OPERATIVE SOCIETIES				TOTAL ANCILLARY ACTIVITIES				TOTAL AGRICULTURE + (FARM CREDIT + AGRIL. INFRASTRUCTURE + ANCILLARY ACTIVITIES)			
		TARGET		ACHIEVEMENT		TARGET		ACHIEVEMENT		TARGET		ACHIEVEMENT		TARGET		ACHIEVEMENT		TARGET		ACHIEVEMENT		TARGET		ACHIEVEMENT		TARGET		ACHIEVEMENT					
NO.	AMT	NO.	AMT	NO.	AMT	NO.	AMT	NO.	AMT	NO.	AMT	NO.	AMT	NO.	AMT	NO.	AMT	NO.	AMT	NO.	AMT	NO.	AMT	NO.	AMT	NO.	AMT	NO.	AMT				
1	BOKARO	59	3,034.17	1	28.00	736	251.17	35	14.70	-	-	-	-	795	3,285.34	36	42.70	159	1,195.93	2,580	2,330.56	16	128.00	190	105.92	175	1,323.93	2,770	2,436.48	68,577	57,127.29	46,414	22,183.77
2	CHATRA	-	-	-	-	-	-	-	-	-	-	-	-	-	-	-	-	-	-	1,664	1,348.05	-	-	-	-	-	-	1,664	1,348.05	39,484	38,226.89	38,261	12,795.49
3	DEOGHAR	233	2,267.00	4	32.00	151	134.00	30	11.00	1	287.00	1	13.00	385	2,688.00	35	56.00	150	949.00	65	376.57	277	1,208.00	359	397.64	427	2,157.00	424	774.21	74,029	56,512.21	44,377	26,457.91
4	DHANBAD	7	344.24	-	-	1,561	599.38	25	10.10	-	-	1	-	1,568	943.62	26	10.10	620	770.01	1,142	4,902.57	47	479.54	107	228.15	667	1,249.55	1,249	5,130.72	40,731	34,830.55	37,427	25,763.11
5	DUMKA	238	1,223.74	-	-	349	348.36	123	35.90	261	65.27	-	-	848	1,637.37	123	35.90	2,098	524.30	90	729.85	1,899	473.25	619	168.15	3,997	997.55	709	898.00	54,645	36,605.55	48,566	22,132.26
6	ESINGBHUM	310	377.81	3	18.00	976	488.36	85	35.01	-	-	6	6.87	1,286	866.17	94	59.88	95	240.46	2,599	3,479.81	18	63.70	484	232.00	113	304.16	3,083	3,711.81	55,971	64,451.02	65,425	33,640.47
7	GARHWA	113	588.75	-	-	1,375	792.20	-	-	-	-	-	-	1,488	1,380.95	-	-	25	318.75	40	158.35	5	21.25	-	-	30	340.00	40	158.35	57,577	36,800.78	52,058	33,640.28
8	GIRIDIH	1,383	2,184.24	-	-	1,233	1,849.72	20	7.70	-	-	1	3.35	2,616	4,033.96	21	11.05	4,160	5,925.11	2,592	3,176.87	122	102.09	76	32.50	4,282	6,027.20	2,668	3,209.37	80,365	1,20,591.66	65,769	28,355.15
9	GODDA	15	100.00	-	-	598	598.00	15	4.10	-	-	-	-	613	698.00	15	4.10	53	222.00	140	105.07	90	378.00	354	155.00	143	600.00	494	260.07	47,281	35,600.00	43,461	21,788.12
10	GUMLA	-	-	-	-	-	-	-	-	-	-	-	-	-	-	-	-	-	-	1,395	1,384.13	158	261.38	-	-	158	261.38	1,395	1,384.13	29,153	42,504.93	27,905	10,722.10
11	HAZARIBAGH	24,925	2,385.00	4	19.00	1,113	3,180.00	38	12.50	-	-	3	37.05	26,038	5,565.00	45	68.55	318	437.25	2,174	5,887.01	36	1,080.00	62	113.15	354	1,517.25	2,236	6,000.16	1,41,311	78,546.45	67,252	30,132.11
12	JAMTARA	350	895.52	-	-	68	171.80	43	8.50	63	148.65	-	-	481	1,215.97	43	8.50	148	379.35	130	362.68	141	364.47	83	21.40	289	743.82	213	384.08	13,639	34,765.87	28,432	15,091.99
13	KHUNTI	1,003	416.25	-	-	152	50.13	2	2.50	-	-	-	-	1,155	466.38	2	2.50	1,644	724.00	854	782.71	69	27.00	4	8.92	1,713	751.00	858	791.63	61,208	24,841.63	8,910	4,422.46
14	KODERMA	37,200	1,480.00	-	-	308	165.00	-	-	-	-	-	-	37,508	1,645.00	-	-	73	1,050.00	1,531	2,821.92	16	127.00	-	-	89	1,177.00	1,531	2,821.92	93,838	42,616.00	35,454	12,931.23
15	LATEHAR	80	1,020.00	-	-	85	63.75	-	-	-	-	-	-	165	1,083.75	-	-	64	160.00	161	111.20	42	42.00	-	-	106	202.00	161	111.20	17,157	19,035.85	17,495	10,162.51
16	LOHERDAGA	177	800.00	-	-	82	342.00	-	-	-	-	-	-	259	1,142.00	-	-	136	180.00	1,053	1,099.55	56	132.00	2	143.98	192	312.00	1,055	1,243.53	19,072	23,240.00	20,390	6,758.37
17	PAKUR	60	60.00	-	-	80	48.00	367	146.25	-	-	2	75.00	140	108.00	369	221.25	182	115.99	488	360.45	131	48.60	329	135.39	313	164.59	817	495.84	55,270	36,309.49	22,297	12,859.70
18	PALAMAU	118	1,770.00	-	-	276	220.80	11	3.10	-	-	-	-	394	1,990.80	11	3.10	231	577.50	324	471.30	231	231.00	77	37.04	462	808.50	401	508.34	46,526	50,758.80	74,481	46,127.26
19	RAMGARH	114	2,850.00	-	-	-	-	9	3.65	-	-	6	12.80	114	2,850.00	15	16.45	-	-	1,394	1,758.75	114	2,850.00	114	51.83	114	2,850.00	1,508	1,810.58	19,868	29,715.18	26,213	11,927.47
20	RANCHI	593	4,294.60	20	336.56	382	1,798.38	154	75.00	3,125	3,005.34	9	591.16	4,100	9,098.32	183	1,002.72	818	6,166.68	2,853	14,606.62	247	1,372.44	193	1,436.37	1,065	7,539.12	3,046	16,042.99	68,428	1,08,149.86	2,95,214	1,21,641.11
21	SAHIBGANJ	250	872.89	-	-	14	21.00	31	10.85	-	-	-	-	264	893.89	31	10.85	470	664.50	179	129.55	359	413.19	931	508.60	829	1,077.69	1,110	638.15	43,119	38,603.98	30,815	18,095.36
22	SARAIKELA	-	-	-	-	-	-	35	11.35	-	-	-	-	-	-	-	-	-	-	1,340	3,606.84	-	-	175	128.95	-	-	1,515	3,735.79	33,253	29,800.00	50,375	18,464.44
23	SIMDEGA	12	191.25	-	-	434	262.82	1	2.90	62	60.74	-	-	508	514.81	1	2.90	54	53.13	1,145	714.23	47	117.00	-	-	101	170.13	1,145	714.23	20,308	15,815.68	15,395	4,770.53
24	WSINGBHUM	256	7,097.60	-	-	1,280	1,606.40	9	4.20	-	-	3	11.00	1,536	8,704.00	12	15.20	467	2,946.14	767	3,939.44	1,920	1,632.00	159	64.70	2,387	4,578.14	926	4,004.14	37,180	52,869.86	48,533	20,728.12
TOTAL		67,496	34,253.06	32	433.56	11,253	12,991.27	1,033	399.31	3,512	3,567.00	32	750.23	82,261	50,811.33	1,097	1,583.10	11,965	23,600.10	26,700	54,644.08	6,041	11,551.91	4,318	3,969.69	18,006	35,152.01	31,018	58,613.77	12,17,990	11,08,319.53	12,10,919	5,71,591.32

SOURCE: SLBC PORTAL

STATE LEVEL BANKERS' COMMITTEE - JHARKHAND
CONVENOR : BANK OF INDIA
DISTRICT-WISE ACHIEVEMENT UP TO THE END OF MARCH QUARTER OF CURRENT FY-2020-21

AMOUNT IN LACS. ANNEX-6 B (IV)

S.NO	DISTRICTS	MICRO ENTERPRISES (MFG + SERV.)				SMALL ENTERPRISES (MFG + SERV.)				MEDIUM ENTERPRISES (MFG + SERV.)				KHADI & VILLAGE INDUSTRIES				OTHERS UNDER MSME				TOTAL MSME			
		TARGET		ACHEIVMENT		TARGET		ACHEIVMENT		TARGET		ACHEIVMENT		TARGET		ACHEIVMENT		TARGET		ACHEIVMENT		TARGET		ACHEIVMENT	
		NO.	AMT	NO.	AMT	NO.	AMT	NO.	AMT	NO.	AMT	NO.	AMT	NO.	AMT	NO.	AMT	NO.	AMT	NO.	AMT	NO.	AMT	NO.	AMT
1	BOKARO	17,760	37,467.43	36,374	58,229.26	2,631	48,016.08	1,245	31,975.99	177	19,668.08	120	2,157.15	249	477.04	29	157.43	-	-	960	454.66	20,817	1,05,628.63	38,728	92,974.49
2	CHATRA	6,774	11,678.80	5,746	8,747.40	133	3,069.60	130	1,051.25	-	-	17	575.37	-	-	7	62.47	-	-	-	-	6,907	14,748.40	5,900	10,436.49
3	DEOGHAR	9,242	19,526.44	22,624	22,244.40	646	6,492.05	584	4,608.32	-	-	17	761.05	130	663.16	18	87.01	155	674.13	20	29.39	10,173	27,355.78	23,263	27,730.17
4	DHANBAD	17,494	68,455.02	52,102	84,898.75	5,221	47,874.97	1,482	67,072.15	25	6,119.95	159	15,703.61	-	-	24	96.04	-	-	1,440	702.68	22,740	1,22,449.94	55,207	1,68,473.23
5	DUMKA	2,129	10,641.56	16,134	12,547.77	138	4,209.01	369	7,972.47	-	-	96	2,218.08	-	-	20	97.56	-	-	3,426	1,165.74	2,267	14,850.57	20,045	24,001.62
6	E.SINGHBHUM	8,114	1,00,749.37	60,065	1,17,304.47	3,658	80,845.67	2,061	85,104.65	362	43,817.20	449	34,831.20	130	390.00	42	260.38	-	-	153	1,254.82	12,264	2,25,802.24	62,770	2,38,755.52
7	GARIWA	1,960	5,360.00	7,793	9,542.31	810	5,940.00	64	515.12	64	1,360.00	1	46.90	-	-	11	67.53	-	-	4	47.39	2,834	12,660.00	7,873	10,219.25
8	GIRIDIH	5,974	9,460.15	38,480	36,671.67	5,723	9,201.96	421	9,887.57	-	-	102	2,660.72	4,354	5,992.12	19	102.20	6,253	8,733.68	1,071	394.92	22,304	33,387.91	40,093	49,717.08
9	GODDA	5,652	12,220.00	15,111	14,643.92	23	1,780.00	275	4,558.14	-	-	6	25.12	-	-	33	130.59	-	-	397	147.66	5,675	14,000.00	15,822	19,505.43
10	GUMLA	1,942	3,169.37	4,064	7,998.43	-	-	110	952.37	-	-	32	45.79	398	3,169.37	10	34.50	344	1,584.65	-	-	2,684	7,923.39	4,216	9,031.09
11	HAZARIBAGH	2,103	20,986.00	23,848	35,044.49	1,230	14,149.00	921	12,970.00	47	9,400.00	77	1,979.19	159	636.00	30	225.52	-	-	782	403.48	3,539	45,171.00	25,658	50,622.68
12	JAMTARA	1,442	3,690.00	6,131	5,773.64	1,322	3,381.00	125	1,148.62	-	-	6	8.48	118	296.00	12	52.14	-	-	-	-	2,882	7,367.00	6,274	6,982.88
13	KHUNTI	18,650	8,797.50	4,408	4,721.10	-	-	49	866.78	-	-	6	13.66	92	455.00	9	39.67	2,014	911.50	2	11.52	20,756	10,164.00	4,474	5,652.73
14	KODERMA	4,990	7,500.00	8,506	16,651.87	805	9,360.00	200	2,342.74	152	17,970.00	101	496.88	-	-	15	60.69	-	-	-	-	5,947	34,830.00	8,822	19,552.18
15	LATEHAR	2,100	1,575.00	3,713	4,878.20	531	2,655.00	133	1,814.87	66	1,650.00	1	1.00	80	40.00	9	33.94	277	277.00	-	-	3,054	6,197.00	3,856	6,728.01
16	LOHERDAGA	4,744	13,721.00	2,547	6,489.98	73	2,393.00	89	1,204.44	-	-	10	504.20	84	252.00	14	47.91	-	-	5	20.59	4,901	16,366.00	2,665	8,267.12
17	PAKUR	13,385	9,625.50	26,254	15,744.86	87	3,132.00	273	6,270.19	4	1,100.00	12	156.30	72	150.00	18	72.14	-	-	767	265.54	13,548	14,007.50	27,324	22,509.03
18	PALAMAU	11,300	8,475.00	17,354	26,961.48	1,130	5,650.00	296	3,981.21	68	1,700.00	9	24.91	113	56.50	14	148.78	113	113.00	-	-	12,724	15,994.50	17,673	31,116.38
19	RAMGARH	1,640	8,186.33	23,857	27,540.79	233	5,457.62	504	10,561.67	102	2,728.81	20	279.30	110	547.34	13	59.21	1,092	2,183.00	924	351.12	3,177	19,103.10	25,318	38,792.09
20	RANCHI	45,752	1,19,583.85	3,57,698	2,60,802.43	7,952	1,06,147.97	2,335	91,092.88	2,278	34,133.00	387	25,886.91	223	523.12	35	172.60	1,495	1,549.06	1,626	1,084.43	57,700	2,61,937.00	3,62,081	3,79,039.25
21	SAHIBGANJ	7,380	9,630.00	24,185	15,933.54	169	1,795.00	211	1,633.48	-	-	3	56.79	160	1,549.00	28	90.14	-	-	1,093	306.60	7,709	12,974.00	25,520	18,020.55
22	SARAIKELA	5,639	28,196.00	54,013	29,972.28	1,520	38,004.00	347	22,349.16	-	-	46	4,256.98	-	-	15	51.53	-	-	21	99.09	7,159	66,200.00	54,442	56,729.04
23	SIMDEGA	4,658	4,650.00	2,080	4,497.51	2,694	5,450.00	28	232.39	-	-	5	20.99	80	410.00	8	14.50	-	-	-	-	7,432	10,510.00	2,121	4,765.39
24	W.SINGHBHUM	6,408	3,373.00	21,310	18,494.03	2,462	11,113.92	441	2,948.51	918	8,262.00	8	39.94	128	3,200.00	29	124.47	-	-	8	397.42	9,916	25,948.92	21,796	22,004.37
	TOTAL	2,07,232	5,26,717.32	8,34,397	8,46,334.58	39,191	4,16,117.85	12,693	3,73,114.97	4,263	1,47,909.04	1,690	92,750.52	6,680	18,806.65	462	2,288.95	11,743	16,026.02	12,699	7,137.05	2,69,109	11,25,576.88	8,61,941	13,21,626.07

SOURCE: SLBC PORTAL

STATE LEVEL BANKERS' COMMITTEE - JHARKHAND
CONVENOR - BANK OF INDIA
DISTRICT-WISE ACHIEVEMENT UP TO THE END OF MARCH QUARTER OF CURRENT FY-2020-21

AMOUNT IN LACS. ANNX- 6 B (VI)

S.NO	DISTRICTS	AGRICULTURE- NON-PRIORITY				EDUCATION- NON-PRIORITY				HOUSING- NON-PRIORITY				PERSONAL LOANS - UNDER NON-PRIORITY SECTOR				OTHERS - NON PRIORITY				TOTAL - NON PRIORITY				TOTAL - ADVANCE			
		TARGET		ACHIEVEMENT		TARGET		ACHIEVEMENT		TARGET		ACHIEVEMENT		TARGET		ACHIEVEMENT		TARGET		ACHIEVEMENT		TARGET		ACHIEVEMENT		TARGET		ACHIEVEMENT	
		NO.	AMT	NO.	AMT	NO.	AMT	NO.	AMT	NO.	AMT	NO.	AMT	NO.	AMT	NO.	AMT	NO.	AMT	NO.	AMT	NO.	AMT	NO.	AMT	NO.	AMT	NO.	AMT
1	BOKARO	1	11.00	3	0.74	215	1,531.88	67	223.95	450	8,424.31	482	5,970.71	961	1,412.60	1,885	7,029.56	63,149	94,723.50	20,346	82,481.77	64,776	1,06,103.29	22,783	95,706.73	1,60,205	3,05,012.82	1,16,764	2,30,299.15
2	CHITRA	-	-	11	10.52	37	100.00	7	12.82	65	386.00	22	317.74	-	-	311	1,191.68	924	5,500.00	1,410	5,176.91	1,026	5,986.00	1,761	6,709.67	47,757	61,497.29	47,431	31,886.67
3	DEOGHAR	-	-	83	39.08	99	1,033.50	16	70.94	96	1,794.43	228	3,194.32	1,335	10,752.89	981	2,840.31	1,256	12,234.38	4,032	11,945.71	2,786	25,815.20	5,340	18,090.36	89,591	1,22,488.43	77,583	77,712.73
4	DHANBAD	4,392	17,967.81	5	3.86	4,392	17,967.81	46	184.25	17,573	56,603.03	528	7,101.58	8,787	24,492.26	4,119	15,429.97	8,787	24,492.26	35,319	9,62,295.61	43,931	1,41,523.17	40,017	9,85,015.27	1,15,436	3,27,816.47	1,54,201	12,06,802.52
5	DUMKA	-	-	38	16.53	-	-	7	22.37	-	-	58	479.89	1,166	5,796.57	671	2,084.07	79	3,895.53	4,403	8,212.40	1,245	9,692.10	5,177	10,815.26	59,191	67,281.32	84,730	62,556.09
6	ESINGBHUM	-	-	4	10.75	587	5,541.78	134	2,099.68	1,091	26,583.91	1,834	30,765.15	6,260	15,258.56	5,428	18,475.91	60,446	2,49,085.08	56,098	2,20,890.66	68,384	2,96,469.33	63,498	2,72,242.15	1,51,695	6,95,545.57	2,10,642	5,84,052.32
7	GARHWA	132	287.76	5	2.13	12	120.00	4	3.86	30	530.00	15	241.50	40	60.00	393	1,123.50	80	60.00	1,366	4,032.47	294	1,057.76	1,783	5,403.46	65,719	57,358.59	65,732	52,603.42
8	GIRIDIH	675	1,434.20	3	1,051.48	459	655.27	21	62.83	2,616	4,242.44	69	783.38	980	1,711.02	782	2,186.18	13,177	25,486.57	6,526	43,815.97	17,907	33,529.50	7,401	47,899.84	1,29,044	2,01,610.87	1,20,664	1,31,701.15
9	GODDA	-	-	84	75.52	-	-	2	2.34	-	-	45	409.90	-	-	541	1,296.33	5,600	5,900.00	1,885	5,711.50	5,600	5,900.00	2,557	7,495.59	59,518	60,000.00	66,675	53,391.51
10	GUMLA	-	-	-	-	-	-	3	3.66	-	-	23	481.16	3,890	5,230.96	248	770.92	2,284	2,816.75	1,430	4,305.64	6,174	8,047.71	1,704	5,561.38	38,283	60,044.52	34,789	26,663.09
11	HAZARIBAGH	-	-	16	5.49	159	2,385.00	30	100.82	159	3,975.00	279	4,538.11	753	2,368.00	1,207	3,822.89	14,790	34,347.00	12,238	33,171.45	15,861	43,075.00	13,770	41,638.76	1,62,443	1,76,007.08	1,14,016	1,30,833.72
12	JAMTARA	-	-	12	4.75	339	861.00	-	-	222	576.00	36	107.23	1,674	4,292.00	302	687.80	-	-	647	1,400.51	2,235	5,729.00	997	2,200.29	19,544	49,889.87	36,848	25,649.39
13	KHUNTI	-	-	1	20.00	-	-	2	2.70	-	-	20	386.02	630	880.00	205	664.76	1,180	1,444.00	1,036	2,384.73	1,810	2,324.00	1,264	3,458.21	93,695	47,481.28	15,371	14,812.43
14	KODERMA	-	-	1	0.58	-	-	5	13.96	14	365.00	37	342.76	1,565	6,710.00	247	676.41	436	6,900.00	4,839	10,068.02	2,015	13,975.00	5,129	11,101.73	1,16,437	99,303.00	53,433	47,635.73
15	LATEHAR	-	-	19	15.84	22	220.00	2	5.08	22	440.00	15	363.12	1,310	1,310.00	174	445.15	4,005	3,003.75	667	2,028.69	5,359	4,973.75	877	2,857.88	26,724	31,176.95	23,768	21,135.76
16	LOHARDAGA	-	-	-	-	-	-	5	22.14	27	819.00	12	248.44	291	461.00	177	619.43	959	6,021.00	1,146	2,681.39	1,277	7,301.00	1,340	3,571.40	25,795	48,734.00	24,966	19,569.48
17	PAKUR	-	-	13	6.96	15	170.00	5	9.15	2	72.00	35	449.00	-	-	310	620.78	1,896	2,358.03	4,977	4,389.79	1,913	2,600.03	5,340	5,475.68	73,617	55,539.11	59,698	43,659.10
18	PALAMAU	-	-	14	8.69	26	312.00	6	10.75	26	520.00	65	904.60	5,650	5,650.00	791	1,901.11	11,300	8,757.50	3,586	12,597.00	17,002	15,239.50	4,462	15,422.15	78,286	83,891.20	1,03,347	99,449.88
19	RAMGARH	2,184	4,366.00	-	-	144	1,091.62	22	132.01	210	2,728.81	122	1,808.72	2,729	5,457.62	897	3,464.51	4,098	8,186.33	3,943	14,516.73	9,365	21,830.38	4,984	19,921.97	33,789	73,382.39	61,453	74,421.25
20	RANCHI	-	933.12	3	1,500.25	213	4,420.87	615	3,837.89	716	59,102.92	2,081	47,684.23	4,218	69,359.18	6,483	25,639.64	44,732	2,22,119.91	83,487	3,24,123.18	49,879	3,55,936.00	92,669	4,02,785.19	1,84,952	8,01,614.86	7,72,278	9,85,366.65
21	SAHIBGANJ	-	-	47	45.75	-	-	9	45.86	-	-	58	635.45	1,119	3,903.00	448	1,254.96	-	-	1,034	4,133.15	1,119	3,903.00	1,596	6,115.17	54,383	60,048.01	61,773	45,652.89
22	SARAKELA	-	-	-	-	-	-	149	326.07	176	1,755.00	210	3,340.48	-	-	952	2,872.69	8,973	17,945.00	7,209	14,680.15	9,149	19,700.00	8,520	21,219.39	50,726	1,21,500.00	1,17,997	1,02,381.62
23	SIMDEGA	-	-	-	-	201	1,890.00	5	31.57	217	3,120.00	4	81.40	-	-	174	703.17	1,360	2,260.00	1,817	3,489.93	1,778	7,270.00	2,000	4,306.07	30,279	36,905.68	20,625	14,952.44
24	WSINGBHUM	-	-	-	-	-	-	243	1,001.27	-	-	82	1,194.12	288	432.00	1,134	2,937.66	409	2,909.77	4,577	9,666.23	697	3,341.77	6,036	14,799.28	56,108	91,444.36	78,635	87,280.22
TOTAL		7,384	24,999.89	362	2,818.92	6,920	38,300.73	1,405	8,225.97	23,712	1,72,037.85	6,360	1,11,829.01	43,646	1,65,537.66	28,860	98,739.39	2,49,920	7,40,446.36	2,64,018	17,88,199.59	3,31,582	11,41,322.49	3,01,005	20,09,812.88	19,23,217	37,35,573.67	25,23,419	41,70,469.21

SOURCE: SLBC PORTAL

STATE LEVEL BANKERS' COMMITTEE - JHARKHAND
 CONVENOR : BANK OF INDIA
 AGRICULTURE OUTSTANDING IN DIFFERENT SEGMENTS - BANK WISE
 REPORT AS ON 31.03.2021

ANNX- 7 A (1)
 AMT IN LACS

SL NO.	BANK NAME	CROP LOAN		TERM LOAN- WATER RESOURCES		TERM LOAN- FARM MECHANISATION		TERM LOAN- PLANTATION / HORTICULTURE		TERM LOAN- FORESTRY & WASTELAND		TERM LOAN- DAIRY		TERM LOAN- POULTRY		TERM LOAN- SHEEP / PIGGERY / GOATERY		TERM LOAN- FISHERIES	
		OUTSTANDING AS ON 31.03.2021		OUTSTANDING AS ON 31.03.2021		OUTSTANDING AS ON 31.03.2021		OUTSTANDING AS ON 31.03.2021		OUTSTANDING AS ON 31.03.2021		OUTSTANDING AS ON 31.03.2021		OUTSTANDING AS ON 31.03.2021		OUTSTANDING AS ON 31.03.2021		OUTSTANDING AS ON 31.03.2021	
		NO.	AMT	NO.	AMT	NO.	AMT	NO.	AMT	NO.	AMT	NO.	AMT	NO.	AMT	NO.	AMT	NO.	AMT
1	STATE BANK OF INDIA	1,48,324	76,373.32	-	-	134	210.09	-	-	-	-	241	1,536.83	14	93.29	621	187.15	5	11.48
2	BANK OF INDIA	4,05,482	1,85,271.24	-	-	3,657	5,392.23	259	304.98	-	-	4,061	2,749.42	765	1,751.85	696	454.37	400	182.59
3	CENTRAL BANK OF INDIA	43,193	22,246.27	-	-	-	-	-	-	-	-	1,520	2,649.00	837	449.00	-	-	194	533.50
4	PUNJAB NATIONAL BANK	76,472	43,387.84	-	-	290	477.02	5	7.21	-	-	1,166	1,135.47	172	465.19	2,171	1,145.78	62	90.61
5	CANARA BANK	67,235	48,323.64	-	-	375	1,382.44	42	635.05	4	29.70	114	1,156.85	51	1,066.75	123	304.40	88	175.19
6	UNION BANK OF INDIA	49,842	28,233.30	-	-	866	946.53	-	-	-	-	860	3,934.11	1,447	2,629.00	374	478.97	36	20.91
7	UCO BANK	15,558	6,039.23	-	-	23	46.05	1	0.59	-	-	84	186.04	20	24.31	7	10.42	2	1.84
8	BANK OF BARODA	15,619	7,865.29	30	89.46	128	414.75	-	-	-	-	333	1,252.35	130	391.87	30	64.64	17	25.16
9	INDIAN OVERSEAS BANK	3,023	1,247.47	-	-	79	38.00	8	5.00	-	-	93	169.00	30	109.00	5	6.00	2	3.00
10	INDIAN BANK	70,064	39,583.00	-	-	915	2,079.83	-	-	-	-	2,140	2,614.27	2,225	1,392.21	471	918.68	-	-
11	PUNJAB AND SINDH BANK	141	119.85	-	-	-	-	-	-	-	-	4	2.95	-	-	-	-	-	-
12	BANK OF MAHARASHTRA	29	32.22	-	-	-	-	-	-	-	-	-	-	-	-	-	-	-	-
13	IDBI BANK	10,546	6,550.29	-	-	9	12.19	-	-	-	-	301	169.16	204	237.51	38	36.56	1	0.33
14	IDFC FIRST BANK	-	-	-	-	-	-	-	-	-	-	-	-	-	-	-	-	-	-
15	FEDERAL BANK	3,086	1,336.12	-	-	-	-	-	-	-	-	-	-	-	-	6	8.72	-	-
16	HDFC BANK	198	1,580.68	-	-	4,563	16,035.81	787	150.65	1,204	1,008.15	19	1.93	262	50.90	-	-	-	-
17	ICICI BANK	82	633.28	-	-	-	-	-	-	-	-	-	-	-	-	-	-	-	-
18	KARNATAKA BANK LTD.	-	-	-	-	-	-	-	-	-	-	-	-	-	-	-	-	-	-
19	AXIS BANK	136	3,172.00	-	-	-	-	-	-	-	-	-	-	-	-	-	-	-	-
20	INDUS IND BANK	-	-	-	-	-	-	-	-	-	-	-	-	-	-	-	-	-	-
21	JAMMU AND KASHMIR BANK	-	-	-	-	-	-	-	-	-	-	-	-	-	-	-	-	-	-
22	YES BANK	-	-	-	-	-	-	-	-	-	-	-	-	-	-	-	-	-	-
23	KOTAK MAHINDRA BANK	1	720.00	-	-	1,175	4,750.04	-	-	-	-	-	-	-	-	-	-	-	-
24	SOUTH INDIAN BANK	6	8.14	1	0.05	-	-	-	-	-	-	-	-	-	-	-	-	-	-
25	LAXMI VILASH BANK	-	-	-	-	-	-	-	-	-	-	-	-	-	-	-	-	-	-
26	KARUR VASYA BANK	-	-	-	-	-	-	-	-	-	-	-	-	-	-	-	-	-	-
27	BANDHAN BANK	-	-	-	-	-	-	-	-	-	-	29,181	7,394.16	4,255	891.16	3,922	843.20	1,728	414.10
28	JHARKHAND RAJYA GRAMIN	3,79,026	1,96,249.44	-	-	-	-	-	-	-	-	4,628	2,483.25	-	-	-	-	-	-
29	DHANBAD CENTRAL COOPER	67	23.38	-	-	-	-	-	-	-	-	-	-	10	11.71	7	8.45	-	-
30	COOPERATIVE BANK	13,045	3,789.48	-	-	-	-	-	-	-	-	29	77.65	1	9.93	1	15.96	-	-
31	ESAF BANK	-	-	-	-	2	0.22	-	-	-	-	16,677	3,526.31	1,604	335.07	-	-	654	147.24
32	UJJIVAN BANK	-	-	-	-	-	-	-	-	-	-	1,101	644.00	1	-	6,060	1,351.00	4	0.29
33	UTKARSH BANK	-	-	-	-	-	-	-	-	-	-	-	-	-	-	-	-	-	-
34	JANA BANK	-	-	-	-	-	-	-	-	-	-	3,400	768.73	-	-	-	-	-	-
	TOTAL	13,01,175	6,72,785.48	31	89.51	12,216	31,785.20	1,102	1,103.48	1,208	1,037.85	65,952	32,451.48	12,028	9,908.75	14,532	5,834.30	3,193	1,606.24

SOURCE : SLBC PORTAL

STATE LEVEL BANKERS' COMMITTEE - JHARKHAND

CONVENOR : BANK OF INDIA

AGRICULTURE OUTSTANDING IN DIFFERENT SEGMENTS - BANK WISE
REPORT AS ON 31.03.2021

ANNX-7 A (II)

AMOUNT IN LACS.

BANK NAME	TERM LOAN-OTHERS		TOTAL TERM LOAN		TOTAL FARM CREDIT (CROP LOAN + TOTAL TERM LOAN)		AGRICULTURE INFRASTRUCTURE : STORAGE		AGRICULTURE INFRASTRUCTURE : LAND		AGRICULTURE INFRASTRUCTURE : OTHER INFRASTRUCTURES		TOTAL AGRIL- INFRASTRUCTURES		ANCILLARY ACTIVITIES : FOOD & AGRO PROCESSING		ANCILLARY ACTIVITIES : OTHER LOAN TO CO-OPERATIVE		TOTAL ANCILLARY ACTIVITIES		TOTAL AGRICULTURE = (FARM CREDIT + AGRIL- INFRASTRUCTURE + ANCILLARY ACTIVITIES)		
	OUTSTANDING AS ON 31.03.2021		OUTSTANDING AS ON 31.03.2021		OUTSTANDING AS ON 31.03.2021		OUTSTANDING AS ON 31.03.2021		OUTSTANDING AS ON 31.03.2021		OUTSTANDING AS ON 31.03.2021		OUTSTANDING AS ON 31.03.2021		OUTSTANDING AS ON 31.03.2021		OUTSTANDING AS ON 31.03.2021		OUTSTANDING AS ON 31.03.2021		OUTSTANDING AS ON 31.03.2021		
	NO.	AMT	NO.	AMT	NO.	AMT	NO.	AMT	NO.	AMT	NO.	AMT	NO.	AMT	NO.	AMT	NO.	AMT	NO.	AMT	NO.	AMT	NO.
STATE BANK OF INDIA	-	-	1,015	2,038.84	1,49,339	78,412.16	-	-	-	-	2	982.00	2	982.00	175	6,970.64	-	-	175	6,970.64	1,49,516	86,364.80	
BANK OF INDIA	33,386	32,311.11	43,224	43,146.55	4,48,706	2,28,417.79	41	512.01	-	-	-	-	41	512.01	40,234	60,064.81	-	-	40,234	60,064.81	4,88,981	2,88,994.61	
CENTRAL BANK OF INDIA	3,528	5,666.86	6,079	9,298.36	49,272	31,544.63	-	-	-	-	-	-	-	-	-	-	2	5.00	2	5.00	49,274	31,549.63	
PUNJAB NATIONAL BANK	8,621	6,655.50	12,487	9,976.78	88,959	53,364.62	-	-	-	-	-	-	-	-	1,925	15,408.15	-	-	1,925	15,408.15	90,884	68,772.77	
CANARA BANK	1,209	12,581.05	2,006	17,331.43	69,241	65,655.07	13	3,370.10	8	38.54	1	9.08	22	3,417.72	9	3,572.05	-	-	9	3,572.05	69,272	72,644.84	
UNION BANK OF INDIA	1,709	2,049.22	5,292	10,058.74	55,134	38,292.04	32	892.89	23	58.23	-	-	55	951.12	-	-	-	-	-	-	55,189	39,243.16	
UCO BANK	8,560	9,574.03	8,697	9,843.28	24,255	15,882.51	-	-	19	46.45	-	-	19	46.45	43	86.65	-	-	43	86.65	24,317	16,015.61	
BANK OF BARODA	2,457	20,382.76	3,125	22,620.99	18,744	30,486.28	3	572.20	-	-	-	-	3	572.20	409	5,174.91	-	-	409	5,174.91	19,156	36,233.39	
INDIAN OVERSEAS BANK	-	-	217	330.00	3,240	1,577.47	-	-	-	-	-	-	-	-	-	-	-	-	-	-	3,240	1,577.47	
INDIAN BANK	-	-	5,751	7,004.99	75,815	46,587.99	-	-	-	-	40	322.57	40	322.57	1,014	6,106.28	-	-	1,014	6,106.28	76,869	53,016.84	
PUNJAB AND SINDH BANK	-	-	4	2.95	145	122.80	-	-	-	-	-	-	-	-	-	-	-	-	-	-	145	122.80	
BANK OF MAHARASHTRA	-	-	-	29	32.22	-	-	-	-	-	-	-	-	-	-	-	-	-	-	-	29	32.22	
IDBI BANK	1,900	3,297.76	2,453	3,753.51	12,999	10,303.80	-	-	-	-	-	-	-	-	-	-	-	-	-	-	12,999	10,303.80	
IDFC FIRST BANK	1	1.00	1	1.00	1	1.00	-	-	-	-	-	-	-	-	-	-	-	-	-	-	1	1.00	
FEDERAL BANK	-	-	6	8.72	3,092	1,344.84	-	-	-	-	-	-	-	-	1	0.39	22	58.00	23	58.39	3,115	1,403.23	
HDFC BANK	46,174	7,604.24	53,009	24,851.68	53,207	26,432.36	-	-	-	-	-	-	-	-	-	41	5,303.21	41	5,303.21	53,248	31,735.57		
ICICI BANK	8,479	8,937.42	8,479	8,937.42	8,561	9,570.70	-	-	-	-	-	-	-	-	-	-	-	-	-	-	8,561	9,570.70	
KARNATAKA BANK LTD.	-	-	-	-	-	-	-	-	-	-	-	-	-	-	-	-	-	-	-	-	-	-	
AXIS BANK	30,434	5,759.00	30,434	5,759.00	30,570	8,931.00	-	-	-	-	12,163	7,989.00	12,163	7,989.00	-	-	-	-	-	-	42,733	16,920.00	
INDUS IND BANK	3,56,291	93,265.29	3,56,291	93,265.29	3,56,291	93,265.29	-	-	-	-	-	-	-	-	-	-	-	-	-	-	3,56,291	93,265.29	
JAMMU AND KASHMIR BANK	-	-	-	-	-	-	-	-	-	-	-	-	-	-	-	-	-	-	-	-	-	-	
YES BANK	-	-	-	-	-	-	-	-	-	-	-	-	-	-	-	-	-	-	-	-	-	-	
KOTAK MAHINDRA BANK	-	-	1,175	4,750.04	1,176	5,470.04	-	-	-	-	-	-	-	-	-	-	-	-	-	-	1,176	5,470.04	
SOUTH INDIAN BANK	51	467.56	52	467.61	58	475.75	-	-	-	-	-	-	-	-	-	-	-	-	-	-	58	475.75	
LAXMI VILASH BANK	-	-	-	-	-	-	-	-	-	-	-	-	-	-	-	-	-	-	-	-	-	-	
KARUR VASYA BANK	154	1,586.00	154	1,586.00	154	1,586.00	-	-	-	-	-	-	-	-	-	-	-	-	-	-	154	1,586.00	
BANDHAN BANK	3,338	986.11	42,424	10,528.73	42,424	10,528.73	-	-	1,619	282.06	-	-	1,619	282.06	-	-	7,452	1,676.83	7,452	1,676.83	51,495	12,487.62	
JHARKHAND RAJYA GRAMIN	-	-	4,628	2,483.25	3,83,654	1,98,732.69	-	-	-	-	-	-	-	-	3	600.00	-	-	3	600.00	3,83,657	1,99,332.69	
DHANBAD CENTRAL COOPER	32	60.14	49	80.30	116	103.68	-	-	-	-	-	-	-	-	-	-	-	-	-	-	116	103.68	
COOPERATIVE BANK	3,505	5,646.78	3,536	5,750.32	16,581	9,539.80	-	-	-	-	-	-	-	-	-	1,007	1,499.21	1,007	1,499.21	17,588	11,039.01		
ESAF BANK	4,648	842.30	23,585	4,851.14	23,585	4,851.14	-	-	-	-	-	-	-	-	228	45.77	-	-	228	45.77	23,813	4,896.91	
UJJIVAN BANK	28,402	6,162.00	35,568	8,157.29	35,568	8,157.29	-	-	-	-	-	-	-	-	-	-	-	-	-	-	35,568	8,157.29	
UTKARSH BANK	81,942	24,362.00	81,942	24,362.00	81,942	24,362.00	-	-	-	-	-	-	-	-	-	-	-	-	-	-	81,942	24,362.00	
JANA BANK	11,271	4,167.05	14,671	4,935.78	14,671	4,935.78	-	-	-	-	-	-	-	-	-	-	-	-	-	-	14,671	4,935.78	
TOTAL	6,36,092	2,52,365.18	7,46,354	3,36,181.99	20,47,529	10,08,967.47	89	5,347.20	1,669	425.28	12,206	9,302.65	13,964	15,075.13	44,041	98,029.65	8,524	8,542.25	52,565	1,06,571.90	21,14,058	11,30,614.50	

SOURCE : SLBC PORTAL

STATE LEVEL BANKERS' COMMITTEE - JHARKHAND
CONVENOR : BANK OF INDIA
AGRICULTURE OUTSTANDING IN DIFFERENT SEGMENTS - DISTRICT WISE
REPORT AS ON 31.03.2021

ANNX- 7 B (I)
AMT IN LACS

SL NO.	BANK NAME	CROP LOAN		TERM LOAN-WATER RESOURCES		TERM LOAN-FARM MECHANISATION		TERM LOAN-PLANTATION / HORTICULTURE		TERM LOAN-FORESTRY & WASTELAND		TERM LOAN-DAIRY		TERM LOAN-POULTRY		TERM LOAN-SHEEP / PIGGERY / GOATERY		TERM LOAN-FISHERIES	
		OUTSTANDING AS ON 31.03.2021		OUTSTANDING AS ON 31.03.2021		OUTSTANDING AS ON 31.03.2021		OUTSTANDING AS ON 31.03.2021		OUTSTANDING AS ON 31.03.2021		OUTSTANDING AS ON 31.03.2021		OUTSTANDING AS ON 31.03.2021		OUTSTANDING AS ON 31.03.2021		OUTSTANDING AS ON 31.03.2021	
		NO.	AMT	NO.	AMT	NO.	AMT	NO.	AMT	NO.	AMT	NO.	AMT	NO.	AMT	NO.	AMT	NO.	AMT
1	BOKARO	56,453	29,876.90	7	32.52	316	372.57	51	87.76	187	154.77	2,040	1,079.11	651	625.37	1,761	504.03	131	76.58
2	CHATRA	55,728	27,663.56	-	-	791	2,005.42	100	18.92	4	3.52	420	225.60	191	209.86	130	67.97	9	15.73
3	DEOGHAR	80,118	33,157.37	-	-	442	1,077.92	-	-	1	3.00	2,800	2,379.96	826	540.65	900	431.97	69	103.14
4	DHANBAD	47,337	25,142.71	2	4.26	297	367.23	13	1.77	147	101.22	3,922	2,027.58	920	692.00	2,982	773.72	417	159.93
5	DUMKA	67,089	25,253.82	-	-	241	779.12	1	0.10	1	0.43	8,337	2,186.01	631	240.01	85	37.79	245	99.56
6	E.SINGHBHUM	70,939	33,314.30	1	0.50	473	1,443.45	29	105.25	499	421.85	1,698	1,454.02	1,342	932.91	1,996	626.93	470	209.82
7	GARHWA	62,915	41,515.03	-	-	215	629.55	-	-	-	-	395	602.03	133	125.91	113	48.97	18	49.70
8	GIRIDIH	77,759	35,951.56	5	4.44	725	1,720.84	135	13.95	3	3.29	3,424	1,353.85	972	387.42	374	168.51	219	62.05
9	GODDA	56,431	29,726.07	-	-	527	1,579.50	4	1.15	1	0.42	6,451	1,687.52	307	138.71	367	124.21	75	28.83
10	GUMLA	55,325	23,659.96	-	-	647	1,639.27	4	6.84	2	3.03	202	170.37	117	157.66	246	95.70	16	18.85
11	HAZARIBAGH	80,755	49,781.09	-	-	1,001	1,850.81	667	223.82	10	19.72	2,235	1,316.33	1,059	1,707.97	1,143	574.28	136	63.93
12	JAMTARA	46,740	20,651.50	-	-	88	157.18	-	-	-	-	406	397.24	284	189.16	96	74.65	42	36.18
13	KHUNTI	19,593	7,340.76	-	-	294	465.84	-	-	2	0.58	188	120.03	177	164.92	53	35.60	29	18.78
14	KODERMA	32,320	16,744.37	-	-	222	301.37	-	-	2	6.16	513	553.63	102	256.43	287	234.11	29	32.97
15	LATEHAR	31,939	16,862.75	-	-	34	20.24	-	-	-	-	385	264.89	103	102.34	562	185.75	22	11.98
16	LOHERDAGA	36,485	19,297.66	-	-	411	934.83	1	3.58	1	2.20	635	541.32	144	318.97	37	47.38	49	48.15
17	PAKUR	26,457	14,731.78	-	-	84	75.45	-	-	-	-	14,154	3,711.82	554	228.66	707	197.01	402	146.98
18	PALAMAU	86,200	54,459.08	-	-	443	1,515.45	2	0.80	10	13.89	1,369	992.27	215	158.54	463	248.62	26	18.74
19	RAMGARH	25,825	14,124.93	11	39.85	665	1,287.24	5	12.59	13	8.62	2,763	1,205.05	633	392.55	204	112.34	137	53.72
20	RANCHI	99,823	56,028.61	3	3.31	2,942	9,510.15	62	539.73	269	230.37	4,285	6,815.36	1,386	1,509.95	779	754.54	229	116.56
21	SAHIBGANJ	40,712	25,249.18	-	-	317	944.95	1	0.15	3	6.23	7,055	1,504.45	228	141.83	191	68.90	244	73.04
22	SARAIKELA	50,606	26,217.24	1	2.05	459	1,361.22	1	2.57	49	48.94	679	1,268.03	406	185.29	426	104.66	86	48.87
23	SIMDEGA	21,736	8,892.21	-	-	116	173.60	3	4.32	-	-	107	80.23	120	101.35	68	36.13	25	13.37
24	W.SINGHBHUM	71,890	37,143.04	1	2.58	466	1,572.00	23	80.18	4	9.61	1,489	514.78	527	400.29	562	280.53	68	98.78
	TOTAL	13,01,175	6,72,785.48	31	89.51	12,216	31,785.20	1,102	1,103.48	1,208	1,037.85	65,952	32,451.48	12,028	9,908.75	14,532	5,834.30	3,193	1,606.24

SOURCE : SLBC PORTAL

STATE LEVEL BANKERS' COMMITTEE - JHARKHAND
CONVENOR : BANK OF INDIA
AGRICULTURE OUTSTANDING IN DIFFERENT SEGMENTS - DISTRICT WISE
REPORT AS ON 31.03.2021

ANNX- 7 B (II)
 AMOUNT IN LACS.

SL NO.	BANK NAME	TERM LOAN- OTHERS		TOTAL TERM LOAN		TOTAL FARM CREDIT (CROP LOAN + TOTAL TERM LOAN)		AGRICULTURE INFRASTRUCTURE : STORAGE		AGRICULTURE INFRASTRUCTURE : LAND		AGRICULTURE INFRASTRUCTURE : OTHER INFRASTRUCTURES		TOTAL AGRI- INFRASTRUCTURES		ANCILLARY ACTIVITIES : FOOD & AGRO PROCESSING		ANCILLARY ACTIVITIES : OTHER LOAN TO CO-OPERATIVE		TOTAL ANCILLARY ACTIVITIES		TOTAL AGRICULTURE = (FARM CREDIT + AGR. INFRASTRUCTURE + ANCILLARY ACTIVITIES)	
		OUTSTANDING AS ON 31.03.2021		OUTSTANDING AS ON 31.03.2021		OUTSTANDING AS ON 31.03.2021		OUTSTANDING AS ON 31.03.2021		OUTSTANDING AS ON 31.03.2021		OUTSTANDING AS ON 31.03.2021		OUTSTANDING AS ON 31.03.2021		OUTSTANDING AS ON 31.03.2021		OUTSTANDING AS ON 31.03.2021		OUTSTANDING AS ON 31.03.2021		OUTSTANDING AS ON 31.03.2021	
		NO.	AMT	NO.	AMT	NO.	AMT	NO.	AMT	NO.	AMT	NO.	AMT	NO.	AMT	NO.	AMT	NO.	AMT	NO.	AMT	NO.	AMT
1	BOKARO	13,144	10,180.54	18,288	13,113.25	74,741	42,990.15	10	78.95	45	42.06	841	65.88	896	186.89	3,764	3,700.47	223	54.57	3,987	3,755.04	79,624	46,932.08
2	CHATRA	3,684	1,568.45	5,329	4,115.47	61,057	31,779.03	1	0.67	1	0.69	184	46.00	186	47.36	2,021	1,375.37	-	-	2,021	1,375.37	63,264	33,201.76
3	DEOGHAR	8,655	4,719.89	13,693	9,256.53	93,811	42,413.90	-	-	43	8.88	184	313.12	227	322.00	220	3,182.57	472	1,950.90	692	5,133.47	94,730	47,869.37
4	DHANBAD	28,488	17,494.77	37,188	21,622.48	84,525	46,765.19	5	785.03	48	6.81	1,201	353.00	1,254	1,144.84	2,138	7,314.08	139	308.00	2,277	7,622.08	88,056	55,532.11
5	DUMKA	20,071	6,043.70	29,612	9,386.72	96,701	34,640.54	-	-	136	26.92	66	14.24	202	41.16	259	1,790.57	1,216	431.73	1,475	2,222.30	98,378	36,904.00
6	E.SINGHBHUM	11,323	14,319.11	17,831	19,513.84	88,770	52,828.14	9	15.90	163	31.54	36	1,863.51	208	1,910.95	4,308	6,525.64	475	172.20	4,783	6,697.84	93,761	61,436.93
7	GARHWA	12,746	4,393.60	13,620	5,849.76	76,535	47,364.79	1	3.68	-	-	172	39.15	173	42.83	70	263.81	-	-	70	263.81	76,778	47,671.43
8	GIRIDIH	17,840	7,101.32	23,697	10,815.67	1,01,456	46,767.23	1	3.36	51	50.72	1,432	904.00	1,484	958.08	4,545	3,844.16	91	31.36	4,636	3,875.52	1,07,576	51,600.83
9	GODDA	18,438	4,898.86	26,170	8,459.20	82,601	38,185.27	-	-	41	3.37	855	198.31	896	201.68	348	320.43	811	155.45	1,159	475.88	84,656	38,862.83
10	GUMLA	3,208	2,209.46	4,442	4,301.18	59,767	27,961.14	-	-	-	-	-	-	-	-	2,725	1,888.13	-	-	2,725	1,888.13	62,492	29,849.27
11	HAZARIBAGH	35,992	13,131.93	42,243	18,888.79	1,22,998	68,669.88	14	1,402.30	99	12.46	2,783	662.00	2,896	2,076.76	3,193	8,759.92	367	343.75	3,560	9,103.67	1,29,454	79,850.31
12	JAMTARA	985	768.03	1,901	1,622.44	48,641	22,273.94	-	-	88	4.41	1	1.00	89	5.41	271	765.93	146	17.55	417	783.48	49,147	23,062.83
13	KHUNTI	785	892.93	1,528	1,698.68	21,121	9,039.44	-	-	3	2.30	-	-	3	2.30	1,193	713.31	5	1.54	1,198	714.85	22,322	9,756.59
14	KODERMA	20,252	6,773.52	21,407	8,158.19	53,727	24,902.56	3	5.19	3	5.03	1,350	368.32	1,356	378.54	2,158	2,787.08	-	-	2,158	2,787.08	57,241	28,068.18
15	LATEHAR	1,259	715.74	2,365	1,300.94	34,304	18,163.69	-	-	-	-	-	-	-	-	364	244.39	-	-	364	244.39	34,668	18,408.08
16	LOHERDAGA	1,565	1,785.54	2,843	3,681.97	39,328	22,979.63	1	0.95	2	1.05	1	0.39	4	2.39	1,857	1,384.27	5	519.26	1,862	1,903.53	41,194	24,885.55
17	PAKUR	5,303	6,035.67	21,204	10,395.59	47,661	25,127.37	3	177.28	489	99.42	-	-	492	276.70	924	1,173.40	1,210	240.28	2,134	1,413.68	50,287	26,817.75
18	PALAMAU	32,399	9,997.79	34,927	12,946.10	1,21,127	67,405.18	-	-	25	3.16	21	8.27	46	11.43	782	708.34	111	26.17	893	734.51	1,22,066	68,151.12
19	RAMGARH	11,346	6,158.69	15,777	9,270.65	41,602	23,395.58	8	562.51	41	7.70	410	51.00	459	621.21	2,116	2,548.60	637	146.42	2,753	2,695.02	44,814	26,711.81
20	RANCHI	3,50,491	1,14,250.00	3,60,446	1,33,729.97	4,60,269	1,89,758.58	26	1,999.85	181	53.08	1,211	4,275.76	1,418	6,328.69	4,779	37,082.08	668	2,863.19	5,447	39,945.27	4,67,134	2,36,032.54
21	SAHIBGANJ	10,351	3,484.68	18,390	6,224.23	59,102	31,473.41	1	243.10	132	22.94	123	11.00	256	277.04	359	514.74	1,358	444.25	1,717	958.99	61,075	32,709.44
22	SARAIKELA	18,783	7,385.58	20,890	10,407.21	71,496	36,624.45	-	-	56	7.16	1,329	117.00	1,385	124.16	2,346	4,332.27	198	325.01	2,544	4,657.28	75,425	41,405.89
23	SIMDEGA	3,912	2,217.63	4,351	2,626.63	26,087	11,518.84	1	1.01	1	1.05	3	0.62	5	2.68	1,972	1,087.81	-	-	1,972	1,087.81	28,064	12,609.33
24	W.SINGHBHUM	5,072	5,837.75	8,212	8,796.50	80,102	45,939.54	5	67.42	21	34.53	3	10.08	29	112.03	1,329	5,722.28	392	510.62	1,721	6,232.90	81,852	52,284.47
	TOTAL	6,36,092	2,52,365.18	7,46,354	3,36,181.99	20,47,529	10,08,967.47	89	5,347.20	1,669	425.28	12,206	9,302.65	13,964	15,075.13	44,041	98,029.65	8,524	8,542.25	52,565	1,06,571.90	21,14,058	11,30,614.50

SOURCE : SLBC PORTAL

STATE LEVEL BANKERS' COMMITTEE - JHARKHAND
CONVENOR : BANK OF INDIA
KISHAN CREDIT CARD - BANKWISE
AS ON 31 ST MARCH - 2021

AMOUNT IN LACS.
ANNX- 8A

SL. NO.	BANKS	OUTSTANDING AS OF LAST FY-2019-20		DISBURSEMENT DURING LAST AFY		DISBURSEMENT UP TO LAST REPORTING QUARTER OF CURRENT FY		TOTAL DISBURSMENT DURING THIS REPORTING QUARTER		TOTAL DISBURSMENT AT THE END OF THIS REPORTING QUARTER OF CURRENT AFY		OUTSTANDING AT THE END OF REPORTING QUARTER	
		AC	AMT	AC	AMT	AC	AMT	AC	AMT	AC	AMT	AC	AMT
1	STATE BANK OF INDIA	7,15,389	2,17,061.04	81,255	42,201.68	67,813	39,010.03	58,289	31,243	1,26,102	70,252.71	1,48,324	76,373
2	BANK OF INDIA	3,69,620	1,57,411.55	1,83,004	43,606.89	1,06,712	30,627.59	2,89,864	30,266	3,96,576	60,893.45	4,05,482	1,85,271
3	INDIAN BANK	68,248	34,055.83	22,646	19,327.65	11,175	6,773.07	14,106	16,301	25,281	23,074.15	70,064	39,583
4	CENTRAL BANK OF INDIA	73,264	36,547.15	11,815	10,096.49	2,869	1,071.08	1,338	461	4,207	1,531.98	43,193	22,246
5	PUNJAB NATIONAL BANK	64,647	32,423.48	29,278	11,303.43	4,433	7,253.96	1,477	1,873	5,910	9,126.83	76,472	43,388
6	CANARA BANK	39,979	22,307.96	8,593	4,402.84	4,601	2,191.76	1,452	669	6,053	2,860.85	67,235	48,324
7	UNION BANK OF INDIA	41,991	28,050.03	35,748	16,857.91	9,792	4,819.56	614	303	10,406	5,122.97	49,842	28,233
8	UCO BANK	14,281	5,472.08	1,136	459.92	1,670	784.76	287	163	1,957	948.25	15,558	6,039
9	BANK OF BARODA	13,966	6,259.34	4,238	2,656.14	1,055	689.42	1,100	532	2,155	1,221.45	15,619	7,865
10	INDIAN OVERSEAS BANK	2,943	1,207.57	256	68.13	459	153.00	153	51	612	204.00	3,023	1,247
11	PUNJAB AND SINDH BANK	129	104.75	107	49.76	14	18.09	-	-	14	18.09	141	120
12	BANK OF MAHARASHTRA	29	44.00	-	-	-	-	-	-	-	-	29	32
13	IDBI BANK	7,775	4,238.21	843	293.76	360	210.44	330	144	690	354.06	10,546	6,550
14	IDFC FIRST BANK	-	-	-	-	-	-	-	-	-	-	-	-
15	FEDERAL BANK	114	197.24	-	-	-	-	-	-	-	-	3,086	1,336
16	HDFC BANK	56,877	25,029.86	57,275	22,169.28	3,488	2,749.13	3,495	1,879	6,983	4,628.35	198	1,581
17	ICICI BANK	57	619.10	92	917.80	32	175.10	9	135	41	309.86	82	633
18	KARNATAKA BANK LTD.	-	-	-	-	-	-	-	-	-	-	-	-
19	AXIS BANK	-	-	-	-	96	623.00	96	623	192	1,246.00	136	3,172
20	INDUS IND BANK	-	-	-	-	-	-	-	-	-	-	-	-
21	JAMMU AND KASHMIR BANK LTD.	-	-	-	-	-	-	-	-	-	-	-	-
22	YES BANK	-	-	-	-	-	-	-	-	-	-	-	-
23	KOTAK MAHINDRA BANK	-	-	-	-	-	-	-	-	-	-	1	720
24	SOUTH INDIAN BANK	-	-	-	-	-	-	-	-	-	-	6	8
25	LAXMI VILASH BANK	-	-	-	-	-	-	-	-	-	-	-	-
26	KARUR VASYA BANK	-	-	-	-	-	-	-	-	-	-	-	-
27	BANDHAN BANK	-	-	-	-	-	-	-	-	-	-	-	-
28	JHARKHAND RAJYA GRAMIN BANK	3,78,554	1,80,920.10	64,169	44,040.16	2,21,135	1,33,230.07	58,768	32,110	2,79,903	1,65,339.65	3,79,026	1,96,249
29	DHANBAD CENTRAL COOPERATIVE BANK	2,194	373.06	33	13.44	38	11.00	-	-	38	11.00	67	23
30	COOPERATIVE BANK	12,465	3,432.96	1,039	461.05	222	130.31	267	177	489	307.01	13,045	3,789
31	ESAF BANK	-	-	-	-	-	-	-	-	-	-	-	-
32	UJJIVAN BANK	-	-	-	-	-	-	-	-	-	-	-	-
33	UTKARSH BANK	-	-	-	-	-	-	-	-	-	-	-	-
34	JANA BANK	-	-	-	-	-	-	-	-	-	-	-	-
	TOTAL	18,62,522	7,55,755.31	5,01,527	2,18,926.33	4,35,964	2,30,521.37	4,31,645	1,16,929.29	8,67,609	3,47,450.66	13,01,175	6,72,785.48
	SOURCE : SLBC PORTAL												

STATE LEVEL BANKERS' COMMITTEE - JHARKHAND
CONVENOR : BANK OF INDIA
KISHAN CREDIT CARD- DISTRICTWISE
AS ON 31 ST MARCH 2021

AMOUNT IN LACS.
Annex- 8 B

SL. NO.	DISTRICT	OUTSTANDING AS OF LAST FY- 2019-20		DISBURSEMENT DURING LAST AFY		DISBURSEMENT UP TO LAST REPORTING QUARTER OF CURRENT AFY		TOTAL DISBURSMENT DURING THIS QUARTER OF CURRENT AFY		TOTAL DISBURSMENT DURING THIS CURRENT AFY		OUTSTANDING AT THE END OF REPORTING QUARTER		
		AC	AMT	AC	AMT	AC	AMT	AC	AMT	AC	AMT	AC	AMT	
1	BOKARO	79,721	29,341.69	25,953	9,077.91	19,406	8,481.38	23,078	4,562.98	42,484	13,044.36	56,453	29,876.90	
2	CHATRA	76,848	33,693.07	23,648	7,406.02	15,712	7,004.81	26,146	4,177.54	41,858	11,182.35	55,728	27,663.56	
3	DEOGHAR	1,19,646	44,694.65	21,921	13,732.41	29,302	15,492.85	15,594	9,970.20	44,896	25,463.05	80,118	33,157.37	
4	DHANBAD	62,542	25,210.86	17,374	7,065.51	9,267	4,437.66	13,043	3,871.38	22,310	8,309.04	47,337	25,142.71	
5	DUMKA	1,16,402	38,085.68	24,452	12,071.32	23,153	10,397.89	11,514	5,184.40	34,667	15,582.29	67,089	25,253.82	
6	E.SINGHBHUM	84,845	37,042.47	33,233	11,795.08	25,494	9,726.52	34,319	5,280.35	59,813	15,006.87	70,939	33,314.30	
7	GARHWA	86,648	45,545.76	17,060	12,693.68	32,238	24,020.48	8,714	5,250.01	40,952	29,270.49	62,915	41,515.03	
8	GIRIDIH	95,245	37,606.76	36,682	14,755.19	24,172	9,792.39	29,158	5,749.93	53,330	15,542.32	77,759	35,951.56	
9	GODDA	97,306	36,192.22	22,273	10,734.16	26,016	14,866.30	13,653	7,836.34	39,669	22,702.64	56,431	29,726.07	
10	GUMLA	64,281	26,030.21	9,626	3,044.20	11,006	5,720.91	16,346	2,603.60	27,352	8,324.51	55,325	23,659.96	
11	HAZARIBAGH	1,42,508	54,245.94	49,721	18,685.82	22,159	9,634.09	38,948	6,889.99	61,107	16,524.08	80,755	49,781.09	
12	JAMTARA	72,221	24,262.28	12,558	6,312.98	22,204	12,020.72	13,207	6,125.07	35,411	18,145.79	46,740	20,651.50	
13	KHUNTI	29,343	10,364.43	8,634	3,437.89	4,100	1,730.49	4,148	1,138.67	8,248	2,869.16	19,593	7,340.76	
14	KODERMA	52,528	19,520.22	18,183	6,256.10	8,018	2,602.49	21,488	2,877.12	29,506	5,479.61	32,320	16,744.37	
15	LATEHAR	66,581	26,274.77	8,701	5,132.66	10,504	6,591.39	7,619	3,609.24	18,123	10,200.63	31,939	16,862.75	
16	LOHERDAGA	37,915	19,820.82	10,655	3,611.71	7,080	3,369.23	14,621	1,840.71	21,701	5,209.94	36,485	19,297.66	
17	PAKUR	48,065	17,322.48	9,879	5,441.55	8,938	4,864.59	7,069	2,688.78	16,007	7,553.37	26,457	14,731.78	
18	PALAMU	1,28,706	64,314.81	27,950	17,903.87	41,853	29,881.77	15,198	9,075.03	57,051	38,956.80	86,200	54,459.08	
19	RAMGARH	50,036	19,351.14	15,162	5,551.12	6,782	3,158.69	12,622	2,062.41	19,404	5,221.10	25,825	14,124.93	
20	RANCHI	1,31,610	56,987.94	39,670	17,200.32	25,887	16,283.50	32,708	6,041.91	58,595	22,325.41	99,823	56,028.61	
21	SAHIBGANJ	72,695	25,620.49	13,375	7,583.42	17,676	12,207.18	10,898	7,533.34	28,574	19,740.52	40,712	25,249.18	
22	SARAIKELA	48,159	21,771.77	20,003	6,558.34	16,825	6,484.99	23,882	4,207.47	40,707	10,692.46	50,606	26,217.24	
23	SIMDEGA	24,294	10,938.06	5,673	2,510.13	5,025	2,381.94	8,022	1,035.98	13,047	3,417.92	21,736	8,892.21	
24	W.SINGHBHUM	74,377	31,516.79	29,141	10,364.94	23,147	9,369.11	29,650	7,316.84	52,797	16,685.95	71,890	37,143.04	
	TOTAL	18,62,522	7,55,755.31	5,01,527	2,18,926.33	4,35,964	2,30,521.37	4,31,645	1,16,929.29	8,67,609	3,47,450.66	13,01,175	6,72,785.48	
	SOURCE : SLBC PORTAL													

STATE LEVEL BANKERS' COMMITTEE- JHARKHAND

CONVENOR : BANK OF INDIA

MSME OUTSTANDING- BANK WISE REPORT AS ON 31.03.2021

AMOUNT IN LAC

ANNEX- 9

SL NO.	BANK NAME	MICRO ENTERPRISES (MFG + SERV.)		SMALL ENTERPRISES (MFG + SERV.)		MEDIUM ENTERPRISES (MFG + SERV.)		KHADI & VILLAGE INDUSTRIES		OTHERS UNDER MSME		TOTAL MSME	
		OUTSTANDING AS ON 31.03.2021		OUTSTANDING AS ON 31.03.2021		OUTSTANDING AS ON 31.03.2021		OUTSTANDING AS ON 31.03.2021		OUTSTANDING AS ON 31.03.2021		OUTSTANDING AS ON 31.03.2021	
		NO.	AMT	NO.	AMT	NO.	AMT	NO.	AMT	NO.	AMT	NO.	AMT
1	STATE BANK OF INDIA	34,918	1,36,572.27	5,063	1,41,150.06	120	17,164.35	-	-	-	-	40,101	2,94,886.68
2	BANK OF INDIA	1,39,304	3,53,372.50	1,224	57,055.71	45	7,152.62	-	-	-	-	1,40,573	4,17,580.83
3	CENTRAL BANK OF INDIA	31,373	33,775.00	12	10,163.39	-	-	407	803.00	612	1,403.00	32,404	46,144.39
4	PUNJAB NATIONAL BANK	35,998	1,07,344.99	5,336	95,089.29	243	20,193.52	165	455.35	-	-	41,742	2,23,083.15
5	CANARA BANK	31,015	78,452.64	2,402	48,401.24	59	6,344.31	650	1,999.64	763	2,384.86	34,889	1,37,582.69
6	UNION BANK OF INDIA	19,131	95,168.24	1,853	1,11,828.49	526	77,532.99	760	905.22	380	2,000.14	22,650	2,87,435.08
7	UCO BANK	16,265	19,954.47	779	16,849.66	7	3,159.21	-	-	-	-	17,051	39,963.34
8	BANK OF BARODA	21,696	80,462.55	1,695	40,190.63	233	8,261.09	-	-	-	-	23,624	1,28,914.27
9	INDIAN OVERSEAS BANK	3,708	41,559.50	1,341	14,442.00	1,022	1,940.00	822	6,362.93	-	-	6,893	64,304.43
10	INDIAN BANK	29,122	79,728.97	2,428	34,066.83	774	11,695.82	-	-	-	-	32,324	1,25,491.62
11	PUNJAB AND SINDH BANK	3,948	15,841.15	3	160.50	-	-	-	-	5	4.10	3,956	16,005.75
12	BANK OF MAHARASHTRA	309	4,851.29	6	69.92	-	-	-	-	-	-	315	4,921.21
13	IDBI BANK	10,316	40,006.85	479	6,416.39	32	5,962.59	29	5,471.34	-	-	10,856	57,857.17
14	IDFC FIRST BANK	43	491.00	61	720.00	3	40.00	-	-	-	-	107	1,251.00
15	FEDERAL BANK	70	523.51	32	963.13	9	1,701.39	-	-	8	55.36	119	3,243.39
16	HDFC BANK	55,656	26,669.01	3,242	66,874.23	1,605	45,036.09	-	-	-	-	60,503	1,38,579.33
17	ICICI BANK	2,180	39,058.88	1,715	57,122.39	248	19,054.05	-	-	-	-	4,143	1,15,235.32
18	KARNATAKA BANK LTD.	101	16,234.12	5	500.00	3	5,131.44	-	-	-	-	109	21,865.56
19	AXIS BANK	1,852	21,370.00	471	16,870.00	112	10,064.00	-	-	-	-	2,435	48,304.00
20	INDUS IND BANK	3,71,642	1,18,406.11	3,066	35,497.15	213	2,639.09	-	-	-	-	3,74,921	1,56,542.35
21	JAMMU AND KASHMIR BANK	-	-	-	-	-	-	-	-	-	-	-	-
22	YES BANK	162	3,173.00	114	2,252.00	53	1,309.00	-	-	-	-	329	6,734.00
23	KOTAK MAHINDRA BANK	629	7,457.45	765	10,153.47	459	5,132.50	-	-	-	-	1,853	22,743.42
24	SOUTH INDIAN BANK	8	256.22	6	15.97	7	113.18	-	-	2	183.17	23	568.54
25	LAXMI VILASH BANK	-	-	-	-	-	-	-	-	-	-	-	-
26	KARUR VASYA BANK	-	-	-	-	-	-	-	-	-	-	-	-
27	BANDHAN BANK	2,85,005	84,642.07	-	-	-	-	-	-	-	-	2,85,005	84,642.07
28	JHARKHAND RAJYA GRAMIN	39,161	41,254.16	24	3,362.40	4	4,110.22	1,298	2,891.18	-	-	40,487	51,617.96
29	DHANBAD CENTRAL COOPER	-	-	-	-	-	-	-	-	-	-	-	-
30	COOPERATIVE BANK	-	-	-	-	-	-	-	-	-	-	-	-
31	ESAF BANK	18,142	3,822.64	-	-	-	-	-	-	24,708	5,487.85	42,850	9,310.49
32	UJJIVAN BANK	10,617	3,439.00	9	151.00	-	-	-	-	-	-	10,626	3,590.00
33	UTKARSH BANK	57,529	11,661.00	-	-	-	-	-	-	-	-	57,529	11,661.00
34	JANA BANK	69	302.04	-	-	-	-	-	-	-	-	69	302.04
	TOTAL	12,19,969	14,65,850.63	32,131	7,70,365.85	5,777	2,53,737.46	4,131	18,888.66	26,478	11,518.48	12,88,486	25,20,361.08

SOURCE : SLBC PORTAL

STATE LEVEL BANKERS' COMMITTEE-JHARKHAND
CONVENOR: BANK OF INDIA

MSME OUTSTANDING- DISTRICT WISE REPORT AS ON 31.03.2021

AMOUNT IN LACS.

ANNEX- 9 (A)

SL.NO.	BANK NAME	MICRO ENTERPRISES (MFG + SERV.)		SMALL ENTERPRISES (MFG + SERV.)		MEDIUM ENTERPRISES (MFG + SERV.)		KHADI & VILLAGE INDUSTRIES		OTHERS UNDER MSME		TOTAL MSME	
		OUTSTANDING AS ON 31.03.2021		OUTSTANDING AS ON 31.03.2021		OUTSTANDING AS ON 31.03.2021		OUTSTANDING AS ON 31.03.2021		OUTSTANDING AS ON 31.03.2021		OUTSTANDING AS ON 31.03.2021	
		NO.	AMT	NO.	AMT	NO.	AMT	NO.	AMT	NO.	AMT	NO.	AMT
1	BOKARO	72,043	1,27,562.25	3,025	80,547.95	400	20,726.97	172	415.38	1,611	690.46	77,251	2,29,943.01
2	CHATRA	11,558	18,533.36	273	2,574.87	38	372.91	60	111.60	12	11.58	11,941	21,604.32
3	DEOGHAR	34,403	40,468.81	1,069	15,328.67	62	4,250.55	190	266.07	70	112.91	35,794	60,427.01
4	DHANBAD	98,321	1,42,732.83	3,692	1,06,489.87	418	21,081.26	122	381.01	2,724	1,210.83	1,05,277	2,71,895.80
5	DUMKA	31,706	41,405.50	876	12,337.76	230	8,234.30	223	431.49	7,043	1,507.28	40,078	63,916.33
6	E.SINGHBHUM	1,01,725	1,86,915.15	5,446	1,54,515.79	1,562	63,047.39	306	751.63	295	1,911.93	1,09,334	4,07,141.89
7	GARHWA	8,550	12,786.85	191	1,333.00	16	212.26	115	283.74	25	89.25	8,897	14,705.10
8	GIRIDIH	70,147	61,051.76	1,168	21,720.97	144	5,259.45	155	221.87	2,363	637.33	73,977	88,891.38
9	GODDA	19,380	22,839.57	637	6,806.05	30	211.34	207	455.02	1,094	253.72	21,348	30,565.70
10	GUMLA	8,214	14,310.53	374	1,951.43	66	166.90	55	112.25	3	2.02	8,712	16,543.13
11	HAZARIBAGH	43,277	79,557.30	2,557	33,215.83	224	4,571.89	215	609.67	1,624	596.77	47,897	1,18,551.46
12	JAMTARA	9,854	9,985.58	186	1,545.83	6	8.68	95	154.20	13	15.36	10,154	11,709.65
13	KHUNTI	8,468	9,158.91	188	1,030.05	17	97.10	78	714.63	36	89.08	8,787	11,089.77
14	KODERMA	13,796	36,226.46	898	21,620.44	209	1,664.84	98	232.25	27	81.97	15,028	59,825.96
15	LATEHAR	3,660	6,216.18	200	1,528.67	6	10.32	112	159.87	10	31.27	3,988	7,946.31
16	LOHERDAGA	6,074	12,148.44	256	1,847.90	8	65.97	87	140.92	12	27.18	6,437	14,230.41
17	PAKUR	32,067	18,795.02	615	8,041.05	107	1,843.52	77	130.84	1,434	359.12	34,300	29,169.55
18	PALAMAU	25,053	36,000.08	584	6,566.06	44	220.40	245	710.71	33	87.01	25,959	43,584.26
19	RAMGARH	41,292	54,939.34	801	18,275.22	46	1,041.75	115	262.90	2,398	605.77	44,652	75,124.98
20	RANCHI	4,35,194	4,29,909.43	6,624	2,24,989.33	1,914	1,09,504.58	955	11,054.46	3,065	1,728.53	4,47,752	7,77,186.33
21	SAHIBGANJ	29,593	19,461.31	414	3,730.63	46	652.39	201	655.92	2,354	543.66	32,608	25,043.91
22	SARAIKELA	73,790	42,308.40	792	31,808.24	132	9,314.01	62	168.49	75	133.04	74,851	83,732.18
23	SIMDEGA	5,197	7,919.06	151	615.78	9	55.14	54	70.15	16	7.33	5,427	8,667.46
24	W.SINGHBHUM	36,607	34,618.51	1,114	11,944.46	43	1,123.54	132	393.59	141	785.08	38,037	48,865.18
	TOTAL	12,19,969	14,65,850.63	32,131	7,70,365.85	5,777	2,53,737.46	4,131	18,888.66	26,478	11,518.48	12,88,486	25,20,361.08

SOURCE : SLBC PORTAL

STATE LEVEL BANKERS' COMMITTEE - JHARKHAND
CONVENOR : BANK OF INDIA
EDUCATION LOAN - BANKWISE
As on 31 st March 2021

Amount in Rs. Lacs Annexure : 10 (i)

SL. NO.	BANKS	OUTSTANDING AS ON 31ST MARCH OF PREVIOUS FY		DISBURSED DURING CURRENT FY (ACP) [PRIORITY SECTOR]		DISBURSED DURING CURRENT FY (ACP) [NON-PRIORITY]		TOTAL DISBURSEMENT DURING CURRENT FY (ACP) [P.S + N.P.S]		OUTSTANDING AS ON THE LAST DAY OF REPORTING QUARTER (P.S + N.P.S)	
		AC	AMT	AC	AMT	AC	AMT	AC	AMT	AC	AMT
1	STATE BANK OF INDIA	36,941	2,05,144.00	5,273	11,292.00	-	-	5,273	11,292.00	15,109	69,706.88
2	BANK OF INDIA	6,910	19,794.83	1,168	1,595.00	24	195.00	1,192	1,790.00	6,181	18,940.06
3	INDIAN BANK	2,672	11,346.74	206	502.75	12	61.70	218	564.45	2,610	10,740.94
4	CENTRAL BANK OF INDIA	2,921	22,044.00	123	479.02	94	2,286.66	217	2,765.68	3,085	24,268.60
5	PUNJAB NATIONAL BANK	4,925	20,417.69	1,115	3,325.11	974	3,113.58	2,089	6,438.69	9,134	33,978.94
6	CANARA BANK	3,078	14,190.43	327	2,357.49	91	282.78	418	2,640.27	2,946	11,557.16
7	UNION BANK OF INDIA	2,531	9,374.79	54	426.89	92	1,358.46	146	1,785.35	2,551	10,926.75
8	UCO BANK	1,240	3,793.51	67	376.32	3	16.19	70	392.51	1,134	3,845.23
9	BANK OF BARODA	1,075	3,546.80	450	1,332.17	50	668.84	500	2,001.01	1,843	5,506.68
10	INDIAN OVERSEAS BANK	490	1,389.86	13	14.50	-	-	13	14.50	491	1,404.86
11	PUNJAB AND SINDH BANK	170	694.36	13	69.77	2	16.25	15	86.02	172	808.55
12	BANK OF MAHARASHTRA	-	-	44	199.00	17	147.00	61	346.00	34	146.34
13	IDBI BANK	699	2,853.71	187	273.61	22	35.60	209	309.21	665	2,674.43
14	IDFC FIRST BANK	-	-	-	-	-	-	-	-	-	-
15	FEDERAL BANK	20	91.07	10	22.69	-	-	10	22.69	53	239.14
16	HDFC BANK	276	660.10	59	88.07	24	43.91	83	131.98	296	763.09
17	ICICI BANK	267	981.56	42	141.09	-	-	42	141.09	266	895.10
18	KARNATAKA BANK LTD.	-	-	-	-	-	-	-	-	1	0.99
19	AXIS BANK	298	1,720.00	78	314.00	-	-	78	314.00	248	1,484.00
20	INDUS IND BANK	-	-	-	-	-	-	-	-	-	-
21	JAMMU AND KASHMIR BANK LTD.	-	-	-	-	-	-	-	-	9	33.20
22	YES BANK	-	-	-	-	-	-	-	-	-	-
23	KOTAK MAHINDRA BANK	-	-	275	414.04	-	-	275	414.04	-	-
24	SOUTH INDIAN BANK	-	-	4	10.12	-	-	4	10.12	5	11.84
25	LAXMI VILASH BANK	-	-	-	-	-	-	-	-	-	-
26	KARUR VASYA BANK	-	-	-	-	-	-	-	-	-	-
27	BANDHAN BANK	-	-	-	-	-	-	-	-	-	-
28	JHARKHAND RAJYA GRAMIN BANK	638	2,090.00	3	5.38	-	-	3	5.38	485	1,646.04
29	DHANBAD CENTRAL COOPERATIVE I	1	0.38	-	-	-	-	-	-	1	0.02
30	COOPERATIVE BANK	583	595.76	407	576.41	-	-	407	576.41	943	1,307.20
31	ESAF BANK	-	-	-	-	-	-	-	-	-	-
32	UJJIVAN BANK	-	-	-	-	-	-	-	-	1	1.00
33	UTKARSH BANK	-	-	-	-	-	-	-	-	-	-
34	JANA BANK	-	-	-	-	-	-	-	-	-	-
TOTAL		65,735	3,20,729.59	9,918	23,815.43	1,405	8,225.97	11,323	32,041.40	48,263	2,00,887.04
REPORTING SOURCE : BANKS											

STATE LEVEL BANKERS' COMMITTEE - JHARKHAND
CONVENOR : BANK OF INDIA
EDUCATION LOAN - BANKWISE
As on 31 st March 2021

ANNX- 10 (ii)

Amount in Lacs.

Sl. No.	Districts	DISBURSED DURING CURRENT FY (ACP) [PRIORITY SECTOR]		DISBURSED DURING CURRENT FY (ACP) [NON-PRIORITY SECTOR]		TOTAL DISBURSEMENT DURING CURRENT FY (ACP) [P.S + N.P.S]		OUTSTANDING AS ON THE LAST DAY OF REPORTING QUARTER	
		Ac	Amt	Ac	Amt	Ac	Amt	Ac	Amt
1	BOKARO	760	1,475.21	67	223.95	827	1,699.16	3,475	11,359.79
2	CHATRA	39	46.34	7	12.82	46	59.16	336	1,119.42
3	DEOGHAR	235	473.50	16	70.94	251	544.44	1,325	4,162.04
4	DHANBAD	1,473	2,158.41	46	184.25	1,519	2,342.66	6,062	19,566.86
5	DUMKA	83	124.71	7	22.37	90	147.08	427	1,146.61
6	E.SINGHBHUM	1,997	7,190.21	134	2,099.68	2,131	9,289.89	8,651	46,756.65
7	GARHWA	49	63.82	4	3.86	53	67.68	454	1,289.23
8	GIRIDIH	161	225.97	21	62.83	182	288.80	1,311	4,076.79
9	GODDA	103	141.44	2	2.34	105	143.78	560	1,862.06
10	GUMLA	82	146.20	3	3.66	85	149.86	498	1,264.56
11	HAZARIBAGH	249	538.82	30	100.82	279	639.64	1,667	5,835.33
12	JAMTARA	53	51.29	-	-	53	51.29	219	726.96
13	KHUNTI	20	26.42	2	2.70	22	29.12	217	618.17
14	KODERMA	101	177.32	5	13.96	106	191.28	587	2,082.51
15	LATEHAR	25	51.95	2	5.08	27	57.03	202	575.15
16	LOHERDAGA	34	66.60	5	22.14	39	88.74	347	1,116.65
17	PAKUR	28	95.82	5	9.15	33	104.97	209	649.36
18	PALAMAU	185	321.44	6	10.75	191	332.19	1,051	3,011.22
19	RAMGARH	237	406.53	22	132.01	259	538.54	1,291	4,140.55
20	RANCHI	2,957	7,835.15	615	3,837.89	3,572	11,673.04	14,619	71,728.69
21	SAHIBGANJ	74	132.62	9	45.86	83	178.48	442	1,329.60
22	SARAIKELA	525	566.82	149	326.07	674	892.89	2,090	7,642.74
23	SIMDEGA	17	29.88	5	31.57	22	61.45	193	439.26
24	W.SINGHBHUM	431	1,468.96	243	1,001.27	674	2,470.23	2,030	8,386.84
Total		9,918	23,815.43	1,405	8,225.97	11,323	32,041.40	48,263	2,00,887.04
REPORTING SOURCE : BANKS									

REPORTING FORMAT INTRODUCED AS DIRECTED BY THE MEMBERS IN THE MEETING OF TECHNICAL ADVISORY COMMITTEE	STATE LEVEL BANKERS' COMMITTEE - JHARKHAND																								ANNEX- 10 - (iii)						
	Reporting in respect of Education loan sanctioned upto the limit of Rs. 7.50 lac - AS OF 31.03.2021																														
	AS OF LAST DAY OF THE QUATER ENDED For SC- ST - OBC & OTHER Candidates																														
	ALL STREAM																								Amount in Rs. Lacs.						
	SC Candidates						ST Candidates						OBC Candidates						Others						TOTAL CANDIDATES						
No. of Application Received During this FY-2020-21	No. of Application Rejected	Out of Received , Sanctioned		Out of Sanctioned , Disbursed		No. of Application Received During this FY-2020-21	No. of Application Rejected	Out of Received , Sanctioned		Out of Sanctioned , Disbursed		No. of Application Received During this FY-2020-21	No. of Application Rejected	Out of Received , Sanctioned		Out of Sanctioned , Disbursed		No. of Application Received During this FY-2020-21	No. of Application Rejected	Out of Received , Sanctioned		Out of Sanctioned , Disbursed		No. of Application Received During this FY-2020-21	No. of Application Rejected	Out of Received , Sanctioned		Out of Sanctioned , Disbursed			
		No. of a/cs	Amt in lac	No. of a/cs	Amt in lac			No. of a/cs	Amt in lac	No. of a/cs	Amt in lac			No. of a/cs	Amt in lac	No. of a/cs	Amt in lac			No. of a/cs	Amt in lac	No. of a/cs	Amt in lac			No. of a/cs	Amt in lac	No. of a/cs	Amt in lac		
STATE BANK OF INDIA	152	-	152	671.06	152	161.31	178	-	178	840.96	178	193.03	233	-	233	1,047.27	233	298.89	1,600	-	1,374	6,089.30	1,374	1,414.05	2,163	-	1,937	8,648.59	1,937	2,067.28	
BANK OF INDIA	9	-	9	30.10	9	6.02	14	-	14	65.28	14	21.76	35	-	35	167.79	35	41.94	336	-	336	1,906.47	336	675.49	394	-	394	2,169.64	394	745.21	
INDIAN BANK	2	-	2	32.00	2	15.00	24	-	24	107.50	24	49.04	12	7	5	110.00	5	59.00	15	9	7	80.50	7	69.45	53	16	38	330.00	38	192.49	
CENTRAL BANK OF INDIA	32	-	32	157.10	24	61.36	28	-	28	163.98	27	89.51	30	-	30	163.51	27	75.70	94	-	94	703.16	94	251.16	184	-	184	1,187.75	172	477.73	
PUNJAB NATIONAL BANK	87	-	87	378.75	87	335.13	68	-	68	313.55	68	212.05	128	-	128	632.75	128	538.55	205	-	205	1,181.75	205	1,047.70	488	-	488	2,506.80	488	2,133.43	
CANARA BANK	4	-	4	20.20	4	11.30	2	-	2	13.00	2	6.20	-	-	-	-	-	-	15	-	15	94.50	15	49.15	21	-	21	127.70	21	66.65	
UNION BANK OF INDIA	-	-	-	-	-	-	-	-	-	-	-	-	-	-	-	-	-	-	130	-	130	1,668.34	130	511.14	130	-	130	1,668.34	130	511.14	
UCO BANK	-	-	-	-	-	-	-	-	-	-	-	-	33	8	25	115.45	25	57.00	53	9	45	217.80	37	64.40	86	17	70	333.25	62	121.40	
BANK OF BARODA	4	-	4	19.20	4	12.46	5	-	5	16.10	5	15.43	16	-	16	66.03	14	42.27	62	-	58	485.79	58	238.73	87	-	83	587.12	81	308.89	
INDIAN OVERSEAS BANK	1	-	1	1.00	1	1.00	1	-	1	1.00	1	1.00	3	1	2	2.00	2	2.00	-	-	-	-	-	-	5	1	4	4.00	4	4.00	
PUNJAB AND SINDH BANK	-	-	-	-	-	-	4	2	2	16.00	2	16.00	1	-	1	7.50	1	7.50	14	-	14	71.38	14	71.38	19	2	17	94.88	17	94.88	
BANK OF MAHARASHTRA	-	-	-	-	-	-	-	-	-	-	-	-	-	-	-	-	-	-	6	-	6	31.00	6	31.00	6	-	6	31.00	6	31.00	
IDBI BANK	1	-	1	4.00	1	0.30	-	-	-	-	-	-	5	-	7	32.50	7	13.95	22	-	29	159.62	29	47.03	28	-	37	196.12	37	61.28	
IDFC FIRST BANK	-	-	-	-	-	-	-	-	-	-	-	-	-	-	-	-	-	-	-	-	-	-	-	-	-	-	-	-	-	-	-
FEDERAL BANK	-	-	-	-	-	-	-	-	-	-	-	-	-	-	-	-	-	-	1	-	5	41.38	5	22.90	1	-	5	41.38	5	22.90	
HDFC BANK	-	-	-	-	-	-	-	-	-	-	-	-	-	-	-	-	-	-	16	2	20	76.92	12	19.52	16	2	20	76.92	12	19.52	
ICICI BANK	-	-	-	-	-	-	-	-	-	-	-	-	-	-	-	-	-	-	-	42	-	42	141.08	42	141.08	-	-	42	141.08	42	141.08
KARNATAKA BANK LTD.	-	-	-	-	-	-	-	-	-	-	-	-	-	-	-	-	-	-	1	-	-	-	1	5.00	1	-	-	-	1	5.00	
AXIS BANK	7	-	-	-	-	-	-	-	-	-	-	-	2	-	2	2.52	2	2.52	9	-	8	32.00	8	32.00	18	-	10	34.52	10	34.52	
INDUS IND BANK	-	-	-	-	-	-	-	-	-	-	-	-	-	-	-	-	-	-	-	-	-	-	-	-	-	-	-	-	-	-	-
JAMMU AND KASHMIR BANK LTD.	-	-	-	-	-	-	-	-	-	-	-	-	-	-	-	-	-	-	-	-	-	-	-	-	-	-	-	-	-	-	-
YES BANK	-	-	-	-	-	-	-	-	-	-	-	-	-	-	-	-	-	-	-	-	-	-	-	-	-	-	-	-	-	-	-
KOTAK MAHINDRA BANK	-	-	-	-	-	-	-	-	-	-	-	-	-	-	-	-	-	-	-	-	-	-	-	-	-	-	-	-	-	-	-
SOUTH INDIAN BANK	-	-	-	-	-	-	-	-	-	-	-	-	-	-	-	-	-	-	2	-	2	7.80	2	2.56	2	-	2	7.80	2	2.56	
LAXMI VILASH BANK	-	-	-	-	-	-	-	-	-	-	-	-	-	-	-	-	-	-	-	-	-	-	-	-	-	-	-	-	-	-	-
KARUR VASYA BANK	-	-	-	-	-	-	-	-	-	-	-	-	-	-	-	-	-	-	-	-	-	-	-	-	-	-	-	-	-	-	-
BANDHAN BANK	-	-	-	-	-	-	-	-	-	-	-	-	-	-	-	-	-	-	-	-	-	-	-	-	-	-	-	-	-	-	-
JHARKHAND RAJYA GRAMIN BANK	-	-	-	-	-	-	-	-	-	-	-	-	-	-	-	-	-	-	-	-	-	-	-	-	-	-	-	-	-	-	-
DHANBAD CENTRAL COOPERATIVE BANK	-	-	-	-	-	-	-	-	-	-	-	-	-	-	-	-	-	-	-	-	-	-	-	-	-	-	-	-	-	-	-
COOPERATIVE BANK	178	-	178	249.46	178	249.46	436	-	436	598.05	436	598.05	-	-	-	-	-	-	-	-	-	-	-	-	614	-	614	847.51	614	847.51	
ESAF BANK	-	-	-	-	-	-	-	-	-	-	-	-	-	-	-	-	-	-	-	-	-	-	-	-	-	-	-	-	-	-	-
UJJIVAN BANK	-	-	-	-	-	-	-	-	-	-	-	-	-	-	-	-	-	-	-	-	-	-	-	-	-	-	-	-	-	-	-
UTKARSH BANK	-	-	-	-	-	-	-	-	-	-	-	-	-	-	-	-	-	-	-	-	-	-	-	-	-	-	-	-	-	-	-
JANA BANK	-	-	-	-	-	-	-	-	-	-	-	-	-	-	-	-	-	-	-	-	-	-	-	-	-	-	-	-	-	-	-
TOTAL	477	-	470	1,562.87	462	853.34	760	2	758	2,135.42	757	1,202.07	498	16	484	2,347.32	479	1,139.32	2,581	20	2,390	12,988.79	2,375	4,693.74	4,316	38	4,102	19,034.40	4,073	7,888.47	
SOURCE : SLBC PORTAL																															

STATE LEVEL BANKERS' COMMITTEE - JHARKHAND
CONVENOR : BANK OF INDIA
PROGRESS UNDER HOUSING LOAN SECTOR - BANKWISE
As on 31 st March 2021

[Amt In Lacs.] Annexure : 11 (I)

SL. NO.	BANKS	PRIORITY SECTOR						NON PRIORITY SECTOR					
		OUTSTANDING AS 31ST MARCH OF PREVIOUS FY		DISBURSED FROM 01ST APRIL TO THE END OF REPORTING QUARTER (ACP)		OUTSTANDING AS ON LAST DAY OF REPORTING QUARTER		OUTSTANDING AS 31ST MARCH OF PREVIOUS FY		DISBURSED FROM 01ST APRIL TO THE END OF REPORTING QUARTER		OUTSTANDING AS ON LAST DAY OF REPORTING QUARTER	
		AC	AMT	AC	AMT	AC	AMT	AC	AMT	AC	AMT	AC	AMT
1	STATE BANK OF INDIA	48,235	5,74,352.00	4,465	28,578.00	15,633	1,49,646.93	704	24,014.00	4,137	60,056.00	10,855	2,11,374.36
2	BANK OF INDIA	3,053	23,324.15	309	3,368.00	3,287	30,026.00	1,711	35,809.64	240	5,605.00	1,337	32,541.68
3	INDIAN BANK	1,843	13,035.53	344	4,703.84	1,748	11,620.44	333	7,540.73	28	508.12	922	24,289.71
4	CENTRAL BANK OF INDIA	999	9,982.00	191	3,588.59	505	8,916.13	170	6,978.00	29	933.79	88	5,599.37
5	PUNJAB NATIONAL BANK	3,397	24,955.77	444	4,174.99	3,052	29,377.63	1,043	22,344.15	424	8,170.08	2,523	47,657.58
6	CANARA BANK	2,885	52,987.95	668	17,166.33	3,272	37,150.27	362	1,382.82	-	-	261	16,849.44
7	UNION BANK OF INDIA	2,341	31,756.31	55	1,444.28	1,675	14,491.85	222	10,227.16	74	2,222.84	512	12,470.90
8	UCO BANK	856	8,933.84	125	2,336.97	730	5,763.04	344	5,824.43	42	1,137.66	167	4,374.01
9	BANK OF BARODA	2,698	29,636.69	388	5,032.51	3,280	36,781.11	308	11,639.00	243	4,155.49	646	16,994.68
10	INDIAN OVERSEAS BANK	738	8,948.60	58	835.27	747	9,082.10	-	-	-	-	-	-
11	PUNJAB AND SINDH BANK	365	2,743.00	40	655.14	390	4,700.09	83	-	7	258.70	86	3,208.20
12	BANK OF MAHARASHTRA	-	-	34	3,829.00	66	2,010.50	-	-	17	363.00	6	110.90
13	IDBI BANK	4,239	44,896.48	594	4,938.29	4,408	46,694.82	764	21,356.28	297	6,091.19	781	22,774.21
14	IDFC FIRST BANK	17	236.00	-	-	13	176.00	-	-	-	-	-	-
15	FEDERAL BANK	14	155.71	-	-	52	558.80	28	593.04	4	62.52	26	944.19
16	HDFC BANK	956	4,857.05	503	526.98	1,296	5,813.12	177	3,055.88	-	-	217	2,826.97
17	ICICI BANK	1,625	15,963.99	138	2,954.56	1,602	17,511.25	1,386	37,723.89	547	19,834.22	1,773	50,375.85
18	KARNATAKA BANK LTD.	-	-	2	56.55	13	92.52	-	-	3	100.00	14	340.00
19	AXIS BANK	1,123	6,278.00	382	463.00	1,015	5,252.00	-	-	-	-	-	-
20	INDUS IND BANK	-	-	-	-	5	19.47	-	-	-	-	-	-
21	JAMMU AND KASHMIR BANK LTD.	-	-	-	-	20	277.97	-	-	-	-	-	-
22	YES BANK	-	-	-	-	-	-	-	-	-	-	-	-
23	KOTAK MAHINDRA BANK	-	-	10	849.92	-	-	-	-	-	-	-	-
24	SOUTH INDIAN BANK	-	-	3	30.50	11	143.38	-	-	-	-	3	84.95
25	LAXMI VILASH BANK	-	-	-	-	-	-	-	-	-	-	-	-
26	KARUR VASYA BANK	16	207.63	-	-	19	-	-	-	-	-	-	-
27	BANDHAN BANK	219	2,317.18	139	1,005.32	309	2,672.06	-	-	-	-	-	-
28	JHARKHAND RAJYA GRAMIN BANK	1,657	10,288.00	501	5,488.71	1,691	12,952.61	34	1,511.00	59	1,789.48	341	3,901.80
29	DHANBAD CENTRAL COOPERATIVE BANK	4	58.49	4	120.00	5	162.72	25	40.07	-	-	18	29.68
30	COOPERATIVE BANK	122	938.21	13	241.35	107	1,108.31	-	-	-	-	-	-
31	ESAF BANK	26	4.48	322	60.15	292	46.08	-	-	-	-	-	-
32	UJJIVAN BANK	15,055	3,044.37	1,257	958.00	7,592	2,210.00	112	694.47	205	499.00	274	1,022.00
33	UTKARSH BANK	48	587.00	44	415.00	74	951.00	9	83.00	-	-	8	79.00
34	JANA BANK	-	-	682	520.81	1,017	634.44	-	-	4	41.92	4	41.84
TOTAL		92,531	8,70,488.43	11,715	94,342.06	53,926	4,36,842.64	7,815	1,90,817.56	6,360	1,11,829.01	20,862	4,57,891.32
REPORTING SOURCE : BANKS													

STATE LEVEL BANKERS' COMMITTEE - JHARKHAND
CONVENOR : BANK OF INDIA
PROGRESS UNDER HOUSING LOAN SECTOR - DISTRICT-WISE
As on 31 st March 2021

Amount in Lacs. ANN- 11 (ii)

Sl. No.	Districts	Priority Sector				Non Priority Sector			
		DISBURSED FROM 01ST APRIL TO THE END OF REPORTING QUARTER (ACP)		OUTSTANDING AS ON LAST DAY OF REPORTING QUARTER		DISBURSED FROM 01ST APRIL TO THE END OF REPORTING QUARTER		OUTSTANDING AS ON LAST DAY OF REPORTING QUARTER	
		Ac	Amt	Ac	Amt	Ac	Amt	Ac	Amt
1	BOKARO	856	6,616.82	3,559	31,411.65	482	5,970.71	1,400	27,951.75
2	CHATRA	45	228.15	197	1,354.70	22	317.74	72	1,165.99
3	DEOGHAR	404	2,271.65	1,910	12,332.39	228	3,194.32	840	12,734.14
4	DHANBAD	2,630	16,788.90	11,111	71,150.13	528	7,101.58	1,446	26,964.42
5	DUMKA	223	1,129.17	722	5,050.24	58	479.89	227	3,722.14
6	E.SINGHBHUM	2,086	15,757.07	10,626	78,026.78	1,834	30,765.15	5,329	1,21,444.77
7	GARHWA	43	308.90	272	2,152.16	15	241.50	47	590.82
8	GIRIDIH	337	1,479.78	1,086	7,859.85	69	783.38	295	5,362.08
9	GODDA	325	2,133.84	1,104	8,684.70	45	409.90	109	1,631.71
10	GUMLA	34	334.14	333	2,519.68	23	481.16	91	1,600.23
11	HAZARIBAGH	518	3,223.60	2,741	18,475.94	279	4,538.11	874	15,871.75
12	JAMTARA	109	442.40	426	3,285.43	36	107.23	134	1,489.58
13	KHUNTI	50	445.62	281	2,368.53	20	386.02	79	1,535.96
14	KODERMA	80	337.90	775	3,981.00	37	342.76	116	1,979.05
15	LATEHAR	38	229.01	250	1,636.15	15	363.12	46	808.47
16	LOHERDAGA	48	385.64	312	2,383.90	12	248.44	72	1,077.24
17	PAKUR	199	644.80	481	3,206.31	35	449.00	95	2,521.95
18	PALAMAU	155	991.29	662	5,262.81	65	904.60	201	3,114.34
19	RAMGARH	181	1,696.68	1,073	9,262.13	122	1,808.72	449	8,952.12
20	RANCHI	2,855	34,517.88	13,491	1,45,899.44	2,081	47,684.23	7,908	1,99,362.25
21	SAHIBGANJ	121	963.32	370	3,104.89	58	635.45	134	1,431.73
22	SARAIKELA	213	1,739.17	909	7,093.13	210	3,340.48	506	9,988.10
23	SIMDEGA	23	166.23	161	1,489.72	4	81.40	31	459.47
24	W.SINGHBHUM	142	1,510.10	1,074	8,850.98	82	1,194.12	361	6,131.26
Total		11,715	94,342.06	53,926	4,36,842.64	6,360	1,11,829.01	20,862	4,57,891.32
REPORTING SOURCE : BANKS									

STATE LEVEL BANKERS' COMMITTEE - JHARKHAND
CONVENOR : BANK OF INDIA
OUTSTANDING UNDER SPECIAL SCHEME -BANKWISE
As on 31 st March 2021

[Amt In Lacs.] Annexure: 12

SL. NO.	BANKS	GCC (GENERAL PURPOSE CREDIT CARD)		LUCC (LAGHU UDAMI CREDIT CARD)		ACC (ARTISAN CREDIT CARD)		SCC (SWAROJGARI CREDIT CARD)		DRI		EXPORT FINANCE		OPS OTHER THAN EXPORT FINANCE, DRI, EDUCATION (PRIORITY) AND HOUSING (PRIORITY)	
		AC	AMT	AC	AMT	AC	AMT	AC	AMT	AC	AMT	AC	AMT	AC	AMT
1	STATE BANK OF INDIA	479	1,491.94	-	-	138	217.36	-	-	198	68.00	21	2,714.00	-	-
2	BANK OF INDIA	1,151	263.00	19	23.69	19	1.34	36	30.30	424	49.56	-	-	-	-
3	INDIAN BANK	1,934	448.51	225	42.10	227	127.45	502	128.51	1,457	85.43	-	-	-	-
4	CENTRAL BANK OF INDIA	3,110	650.00	27	17.34	501	169.00	1,216	252.00	1,013	198.31	-	-	-	-
5	PUNJAB NATIONAL BANK	33,167	14,232.75	139	708.27	61	13.27	-	-	472	5,339.00	-	-	-	-
6	CANARA BANK	3	0.87	-	-	-	-	-	-	10,197	2,069.65	4	12,501.00	-	-
7	UNION BANK OF INDIA	1,257	369.80	131	41.02	476	99.65	5	2.15	50	5.10	-	-	-	-
8	UCO BANK	1,041	1,707.62	38	95.41	15	4.03	38	22.75	33	2.63	17	49.00	1,835	1,557.20
9	BANK OF BARODA	656	2,073.15	824	9,758.31	602	371.27	199	99.89	354	250.71	-	-	4,871	14,385.80
10	INDIAN OVERSEAS BANK	-	-	12	8.52	6	4.50	-	-	242	317.10	-	-	-	-
11	PUNJAB AND SINDH BANK	-	-	-	-	-	-	-	-	-	-	-	-	37	60.77
12	BANK OF MAHARASHTRA	-	-	-	-	-	-	-	-	-	-	-	-	-	-
13	IDBI BANK	194	445.34	3	12.25	-	-	199	466.38	18	4.16	-	-	-	-
14	IDFC FIRST BANK	-	-	-	-	-	-	-	-	-	-	-	-	-	-
15	FEDERAL BANK	-	-	-	-	-	-	2	3.46	-	-	-	-	-	-
16	HDFC BANK	58,076	50,786.50	-	-	-	-	-	-	-	-	-	-	-	-
17	ICICI BANK	-	-	-	-	-	-	-	-	-	-	-	-	-	-
18	KARNATAKA BANK LTD.	-	-	-	-	-	-	-	-	-	-	-	-	-	-
19	AXIS BANK	1,253	7,839.00	-	-	9	1.77	-	-	-	-	-	-	-	-
20	INDUS IND BANK	-	-	-	-	-	-	-	-	-	-	-	-	-	-
21	JAMMU AND KASHMIR BANK LTD.	-	-	-	-	-	-	-	-	9	1.11	-	-	-	-
22	YES BANK	-	-	-	-	-	-	-	-	-	-	-	-	-	-
23	KOTAK MAHINDRA BANK	-	-	-	-	-	-	-	-	-	-	-	-	-	-
24	SOUTH INDIAN BANK	-	-	-	-	-	-	-	-	-	-	-	-	-	-
25	LAXMI VILASH BANK	-	-	-	-	-	-	-	-	-	-	-	-	-	-
26	KARUR VASYA BANK	-	-	-	-	-	-	-	-	-	-	-	-	-	-
27	BANDHAN BANK	-	-	-	-	-	-	-	-	-	-	-	-	-	-
28	JHARKHAND RAJYA GRAMIN BANK	2,322	481.45	-	-	85	49.89	991	257.71	-	-	-	-	-	-
29	DHANBAD CENTRAL COOPERATIVE BANK	-	-	-	-	-	-	-	-	-	-	-	-	-	-
30	COOPERATIVE BANK	-	-	-	-	-	-	-	-	-	-	-	-	-	-
31	ESAF BANK	-	-	-	-	-	-	-	-	-	-	-	-	-	-
32	UJJIVAN BANK	-	-	-	-	-	-	-	-	-	-	-	-	-	-
33	UTKARSH BANK	-	-	-	-	-	-	-	-	-	-	-	-	64	778.00
34	JANA BANK	-	-	-	-	-	-	-	-	-	-	-	-	43,221	11,097.74
TOTAL		1,04,643	80,789.93	1,418	10,706.91	2,139	1,059.53	3,188	1,263.15	14,467	8,390.76	42	15,264.00	50,028	27,879.51
SOURCE : SLBC PORTAL															

STATE LEVEL BANKERS' COMMITTEE - JHARKHAND
CONVENOR : BANK OF INDIA
OUTSTANDING CREDIT TO DIFFERENT CATEGORIES - BANK WISE
As on 31 st March 2021

Amount in Rs. Lacs. Annexure : 13

SL. NO.	BANKS	SC		ST		OBC		WEAKER SECTION		MINORITY		EX.SERV.		PHY.CH		WOMEN		TOTAL	
		AC	AMT	AC	AMT	AC	AMT	AC	AMT	AC	AMT	AC	AMT	AC	AMT	AC	AMT	AC	AMT
1	STATE BANK OF INDIA	39,222	1,17,146.00	64,439	1,59,132.00	65,676	61,295.00	2,11,775	1,30,107.00	51,835	1,16,507.00	3,296	8,849.54	1,861	1,473.00	73,675	2,30,226.00	1,30,667	3,57,055.54
2	BANK OF INDIA	27,489	18,566.17	93,689	48,688.26	-	-	4,77,821	2,41,053.09	71,329	67,676.84	497	23.52	345	49.76	76,865	27,212.82	1,49,036	94,962.94
3	INDIAN BANK	26,398	34,546.53	20,475	77,897.51	25,321	89,915.22	29,683	60,074.78	4,176	60,254.51	475	376.54	1,225	3,105.42	7,376	14,895.42	13,252	78,631.89
4	CENTRAL BANK OF INDIA	11,031	10,980.00	12,087	12,399.00	22,168	23,026.00	45,464	40,695.00	11,742	10,761.93	3,379	2,046.04	1,455	1,113.11	15,953	23,024.00	32,529	36,945.08
5	PUNJAB NATIONAL BANK	17,559	9,389.00	37,624	1,686.00	35,187	1,18,595.00	36,426	3,31,247.00	15,319	18,976.00	1,023	1,544.00	1,146	1,769.00	24,590	29,758.00	42,078	52,047.00
6	CANARA BANK	12,610	20,065.10	12,354	19,210.45	9,925	11,845.10	34,727	51,021.70	21,340	37,125.40	207	1,374.85	87	776.10	32,725	12,710.50	54,359	51,986.85
7	UNION BANK OF INDIA	5,120	4,516.72	15,503	10,576.77	27,692	28,869.75	35,355	25,217.78	19,492	21,951.35	126	481.98	123	193.54	11,097	24,395.42	30,838	47,022.29
8	UCO BANK	3,021	1,818.43	5,919	3,605.81	11,078	9,171.33	29,200	19,922.73	7,395	7,222.44	38	18.05	35	33.30	7,803	11,223.92	15,271	18,497.71
9	BANK OF BARODA	5,753	16,693.86	8,759	10,678.42	8,291	16,544.30	31,924	58,162.11	2,889	6,348.27	885	1,221.61	456	937.26	14,516	22,417.79	18,746	30,924.93
10	INDIAN OVERSEAS BANK	1,830	846.00	2,529	1,255.50	3,249	1,154.50	920	1,206.00	1,050	1,355.00	20	34.25	52	20.00	1,135	1,730.00	2,257	3,139.25
11	PUNJAB AND SINDH BANK	2	14.20	2	3.50	24	101.25	48	382.17	59	339.00	-	-	-	-	33	230.31	92	569.31
12	BANK OF MAHARASHTRA	52	125.00	13	101.00	58	403.00	69	106.00	31	194.00	23	39.00	-	-	48	288.00	102	521.00
13	IDBI BANK	1,464	3,275.02	3,240	5,797.36	8,674	16,295.16	16,324	17,728.50	3,340	8,945.10	-	-	-	-	6,051	19,472.94	9,391	28,418.04
14	IDFC FIRST BANK	1,706	806.00	3,507	1,540.00	9,220	4,783.00	2	30.00	-	-	-	-	-	-	-	-	-	-
15	FEDERAL BANK	21	48.87	12	43.91	206	391.61	461	759.30	-	-	-	-	-	-	-	-	-	-
16	HDFC BANK	156	410.39	314	1,075.54	-	-	1,04,601	32,877.64	20,756	10,144.09	-	-	-	-	1,13,164	42,244.29	1,33,920	52,388.38
17	ICICI BANK	443	1,532.62	467	1,784.63	-	-	6,464	13,133.17	4,264	19,390.75	-	-	-	-	14,285	1,34,322.12	18,549	1,53,712.87
18	KARNATAKA BANK LTD.	-	-	-	-	-	-	-	-	10	70.00	-	-	-	-	-	-	10	70.00
19	AXIS BANK	8,882	2,839.00	2,648	1,550.00	30,248	11,864.00	4,690	6,104.00	2,784	3,918.00	1	2.00	3	4.00	45,543	7,007.00	48,331	10,931.00
20	INDUS IND BANK	1,52,942	-	76,778	-	3,165	-	7,490	-	2,17,613	-	-	-	-	7,28,621	-	9,46,234	-	-
21	JAMMU AND KASHMIR BANK LTD.	-	-	-	-	-	-	9	1.11	276	1,179.40	-	-	-	-	3	276.00	279	1,455.40
22	YES BANK	-	-	-	-	-	-	10	236.00	11	271.00	-	-	-	-	-	-	11	271.00
23	KOTAK MAHINDRA BANK	96	438.38	173	679.84	-	-	1,348	7,313.78	375	3,353.92	-	-	-	-	-	-	375	3,353.92
24	SOUTH INDIAN BANK	-	-	-	-	-	-	-	-	-	-	-	-	-	-	-	-	-	-
25	LAXMI VILASH BANK	-	-	1	2.50	-	-	-	-	21	38.33	-	-	-	-	3	25.10	24	63.43
26	KARUR VASYA BANK	-	-	-	-	-	-	-	-	9	26.00	-	-	-	-	-	-	9	26.00
27	BANDHAN BANK	21,005	6,128.33	11,713	3,048.01	25,343	6,915.85	3,97,756	97,244.67	1,33,478	36,612.36	-	-	-	-	4,07,878	1,02,632.72	5,41,356	1,39,245.08
28	JHARKHAND RAJYA GRAMIN BANK	84,951	36,143.45	69,747	33,712.89	1,52,879	1,01,475.00	4,34,346	2,44,322.97	71,254	23,347.00	-	-	-	-	62,547	24,517.00	1,33,801	47,864.00
29	DHANBAD CENTRAL COOPERATIVE B	-	-	-	-	-	-	-	-	-	-	-	-	-	-	-	-	-	-
30	COOPERATIVE BANK	-	-	-	-	-	-	-	-	-	-	-	-	-	-	354	310.10	354	310.10
31	ESAF BANK	10,380	2,053.41	5,939	1,202.82	50,560	10,225.13	91,861	18,592.77	27,244	5,606.80	-	-	-	-	91,861	18,592.77	1,19,105	24,199.57
32	UJJIVAN BANK	8,241	1,814.00	5,940	1,550.00	18,163	1,550.00	1,12,585	24,085.00	27,115	5,931.00	-	-	-	-	1,17,342	26,611.00	1,44,457	32,542.00
33	UTKARSH BANK	68,770	20,025.00	24,428	6,426.00	87,465	25,262.00	1,87,502	52,570.00	6,660	1,934.00	-	-	-	-	1,14,147	46,103.00	1,20,807	48,037.00
34	JANA BANK	-	-	-	-	-	-	-	-	-	-	-	-	-	-	-	-	-	-
	TOTAL	5,09,144	3,10,221.48	4,78,300	4,03,647.72	5,94,592	5,39,682.20	22,98,861	14,74,194.27	7,21,867	4,69,479.49	9,970	16,011.38	6,788	9,474.49	19,67,615	8,20,226.22	27,06,240	13,15,191.58

SOURCE : SLBC PORTAL

STATE LEVEL BANKERS' COMMITTEE, JHARKHAND
CONVENOR : BANK OF INDIA
BANK WISE PMEGP REPORT AS ON 31.03.2021 (FROM 01.04.2020 TO 31.03.2021)

ROW ID	NAME OF BANKS	TOTAL TARGET FOR 2020-21		FORWARDED TO BANK		SANCTIONED BY BANK		MARGIN MONEY CLAIMED		MM DISBURSED		REFERRED BACK FOR RECTIFICATION		REJECTED BY BANK		FAILED		PENDING AT BANK		PENDING FOR MM DISBURSEMENT	
		NO OF PRJ.	MM INVOLVE (IN LAKH)	NO OF PRJ.	MM INVOLVE (IN LAKH)	NO OF PRJ.	MM INVOLVE (IN LAKH)	NO OF PRJ.	MM INVOLVE (IN LAKH)	NO OF PRJ.	MM (IN LAKH)	NO OF PRJ.	MM (IN LAKH)	NO OF PRJ.	MM (IN LAKH)	NO OF PRJ.	MM INVOLVE (IN LAKH)	NO OF PRJ.	MM INVOLVE (IN LAKH)	NO OF PRJ.	MM (IN LAKH)
1	AXIS BANK LTD	10	30.00	49	156.43	7	10.38	2	4.80	2	4.80	-	-	18	64.58	-	-	24	74.00	-	-
2	BANDHAN BANK LTD	30	90.00	6	14.75	-	-	-	-	-	-	-	-	4	9.50	-	-	2	5.25	-	-
3	BANK OF BARODA	107	321.00	697	2,255.29	190	671.27	167	611.61	147	555.15	6	21.70	364	1,131.69	4	10.23	161	492.45	21	57.25
4	BANK OF INDIA	370	1,110.00	2,911	7,903.10	462	1,136.83	454	1,121.48	421	1,052.31	20	36.88	2,357	6,320.70	9	13.20	105	318.26	37	79.00
5	BANK OF MAHARASHTRA	8	24.00	23	67.45	5	14.21	7	18.49	7	18.49	-	-	6	10.35	-	-	12	42.60	-	-
6	CANARA BANK	115	345.00	600	1,676.89	125	337.34	148	379.73	133	336.03	10	28.57	387	1,030.69	1	5.25	95	295.18	16	44.45
7	CENTRAL BANK OF INDIA	73	219.00	387	1,067.14	85	278.73	85	269.58	67	215.85	7	12.75	246	640.77	2	10.06	59	146.69	18	53.73
8	HDFC BANK	10	30.00	45	154.15	1	0.13	-	-	-	-	-	-	17	59.75	-	-	27	90.80	-	-
9	ICICI BANK LIMITED	10	30.00	31	82.80	-	-	-	-	-	-	-	-	10	33.92	-	-	21	48.88	-	-
10	IDBI BANK	25	75.00	184	571.59	39	120.54	35	109.60	32	102.78	2	5.00	76	222.47	-	-	72	220.70	3	6.82
11	INDIAN BANK	142	426.00	641	1,617.34	110	280.64	111	257.44	86	198.68	6	13.70	449	1,060.46	7	23.31	83	259.16	25	58.76
12	INDIAN OVERSEAS BANK	32	96.00	122	353.31	33	78.72	30	63.45	26	60.64	3	4.07	60	162.64	-	-	32	102.16	5	9.81
13	JHARKHAND RAJYA GRAMIN BANK	149	447.00	891	2,334.21	111	345.06	107	341.21	84	272.68	7	18.00	333	877.90	-	-	454	1,113.92	23	68.53
14	PUNJAB AND SIND BANK	12	36.00	74	242.41	19	52.95	17	49.03	18	52.53	-	-	47	149.68	-	-	8	34.30	-	-
15	PUNJAB NATIONAL BANK	182	546.00	824	2,284.62	147	315.63	133	279.29	121	253.54	7	7.93	592	1,652.63	5	10.40	94	303.43	14	28.38
16	STATE BANK OF INDIA	429	1,287.00	2,920	7,148.29	303	556.40	293	542.44	253	478.88	20	35.72	2,541	6,208.42	-	-	79	198.92	44	67.49
17	UCO BANK	50	150.00	210	498.11	33	39.73	35	40.64	32	35.64	1	2.50	165	406.15	-	-	12	33.60	3	5.00
18	UNION BANK OF INDIA	99	297.00	498	1,376.55	84	234.27	82	213.90	74	185.78	2	9.75	262	697.13	-	-	156	424.00	8	28.12
19	SOUTH INDIAN BANK			1	1.40	-	-	-	-	-	-	-	-	-	-	-	-	1	1.40	-	-
20	JHARKHAND STATE COOPERATIVE B			9	31.34	1	5.53	1	5.53	1	5.53	-	-	2	3.75	-	-	7	27.59	-	-
21	KARNATAKA BANK LTD			-	-	-	-	-	-	-	-	-	-	-	-	-	-	-	-	-	-
22	KARUR VYSYA BANK			-	-	-	-	-	-	-	-	-	-	-	-	-	-	-	-	-	-
23	KOTAK MAHINDRA BANK LTD			4	7.00	-	-	-	-	-	-	-	-	3	4.50	-	-	1	2.50	-	-
24	LAXMI VILAS BANK			1	8.75	-	-	-	-	-	-	-	-	-	-	-	-	1	8.75	-	-
25	INDUSIND BANK			6	9.53	-	-	-	-	-	-	-	-	4	5.58	-	-	2	3.95	-	-
26	JAMMU AND KASHMIR BANK LTD			-	-	-	-	-	-	-	-	-	-	-	-	-	-	-	-	-	-
27	FEDERAL BANK			4	8.15	-	-	-	-	-	-	-	-	1	1.75	-	-	3	6.40	-	-
28	UTKARSH SMALL FINANCE BANK			2	11.25	-	-	-	-	-	-	-	-	-	-	-	-	2	11.25	-	-
29	YES BANK			-	-	-	-	-	-	-	-	-	-	-	-	-	-	-	-	-	-
	TOTAL	1863	5589.11	11,140	29,881.85	1,755	4,478.36	1,707	4,308.22	1,504	3,829.31	91	196.57	7,944	20,755.01	28	72.45	1,513	4,266.14	217	507.34
	SOURCE : PMEGP PORTAL																				

STATE LEVEL BANKERS' COMMITTEE, JHARKHAND
CONVENOR : BANK OF INDIA
DISTRICT WISE PMEGP REPORT AS ON 31.03.2021 (FROM 01.04.2020 TO 31.03.2021)

SL. NO.	NAME OF DISTRICTS	TOTAL TARGET FOR 2020-21		FORWARDED TO BANK		SANCTIONED BY BANK		MARGIN MONEY CLAIMED		DISBURSEMENT MADE BY		REJECTED		PENDING AT BANK		PENDING FOR MM DISBURSEMENT	
		NO OF PRJ.	MM INVOLVE (IN LAKH)	NO OF PRJ.	MM INVOLVE (IN LAKH)	NO OF PRJ.	MM INVOLVE (IN LAKH)	NO OF PRJ.	MM (IN LAKH)	NODAL BRANCHES		BY BANK		NO OF PRJ.	MM INVOLVE (IN LAKH)	NO OF PRJ.	MM (IN LAKH)
										NO OF PRJ.	MM (IN LAKH)	NO OF PRJ.	MM INVOLVE (IN LAKH)				
1	BOKARO	80	240.00	619	2,378.45	111	416.60	108	400.59	104	382.26	444	1,679.83	72	268.53	4	18.33
2	CHATRA	76	228.00	477	1,068.70	33	71.48	33	72.99	24	48.84	397	849.62	50	129.49	9	24.15
3	DEOGHAR	77	231.00	396	1,012.77	80	228.18	73	184.30	67	164.13	260	611.76	61	151.73	6	20.17
4	DHANBAD	80	240.00	584	1,673.57	104	303.12	106	298.25	102	284.93	422	1,136.87	63	220.10	6	15.11
5	DUMKA	79	237.00	397	1,058.05	84	190.32	84	192.43	72	153.16	242	627.80	78	238.52	13	40.02
6	GARHWA	76	228.00	389	846.45	41	97.10	39	93.71	36	88.86	267	576.61	83	155.39	3	4.85
7	GIRIDIH	77	231.00	613	1,426.35	110	262.96	107	266.42	94	241.78	406	897.01	101	246.34	13	24.64
8	GODDA	78	234.00	545	988.37	92	197.15	98	195.87	82	170.95	403	659.82	50	104.26	16	24.92
9	GUMLA	76	228.00	328	872.07	39	94.24	38	75.73	31	65.97	256	638.11	33	126.00	7	9.76
10	HAZARIBAG	80	240.00	1,005	2,867.92	131	402.67	129	395.97	116	356.46	753	1,984.28	123	426.39	13	39.51
11	JAMTARA	76	228.00	304	445.25	64	92.36	58	86.03	49	64.36	207	287.42	34	57.61	9	21.67
12	KHUNTI	77	231.00	325	886.45	65	129.95	59	119.01	52	102.57	235	653.55	25	68.67	10	19.86
13	KODERMA	77	231.00	284	754.25	56	100.04	56	102.03	54	94.83	214	596.38	14	41.41	3	8.45
14	LATEHAR	76	228.00	257	482.54	28	44.22	25	40.82	20	33.57	179	352.72	52	84.94	5	7.25
15	LOHARDAGA	76	228.00	302	776.12	56	100.71	54	93.61	48	80.49	211	575.03	38	85.16	7	14.52
16	PAKUR	77	231.00	368	967.17	51	107.62	53	100.28	48	94.92	261	666.02	57	182.86	5	5.36
17	PALAMU	77	231.00	546	1,359.08	66	151.87	66	160.14	57	145.08	317	796.26	169	398.41	11	19.30
18	PASHCHIMI SINGHBHUM	79	237.00	376	1,027.16	79	199.01	76	203.89	68	180.07	258	668.71	42	156.47	8	23.82
19	PURBI SINGHBHUM	80	240.00	706	2,064.07	112	323.85	110	315.58	94	282.59	481	1,401.64	118	327.53	18	40.17
20	RAMGARH	78	234.00	648	1,883.49	82	265.97	86	272.00	83	253.27	507	1,417.23	62	181.63	3	18.73
21	RANCHI	79	237.00	691	2,424.08	92	274.22	91	266.80	76	228.18	497	1,744.83	111	400.08	15	38.62
22	SAHIBGANJ	79	237.00	378	1,179.08	74	224.48	65	190.55	41	139.28	273	833.37	30	87.67	26	59.67
23	SARAIKELA KHARSWAN	77	231.00	434	991.44	68	127.42	56	107.68	49	99.22	336	775.44	32	80.68	7	8.46
24	SIMDEGA	76	228.11	168	448.97	37	72.82	37	73.54	37	73.54	118	324.70	15	46.27	-	-
TOTAL		1,863	5,589.11	11,140	29,881.85	1,755	4,478.36	1,707	4,308.22	1,504	3,829.31	7,944	20,755.01	1,513	4,266.14	217	507.34
SOURCE : PMEGP PORTAL																	

STATE LEVEL BANKERS' COMMITTEE - JHARKHAND
CONVENOR : BANK OF INDIA
SELF HELP GROUP - BANK WISE
AS ON 31 ST MARCH 2021

[AMT IN LACS.] ANNEXURE: 15 (I)

SL. NO.	BANKS	FROM 01ST APRIL OF CURRENT FY TO THE END OF REPORTING QUARTER								CUMULATIVE , SINCE INCEPTION					
		SAVING BANK ACCOUNT OPENED		LINKAGE ESTABLISHED (FINANCED)				NO. OF CASES PENDING AT THE END OF REPORTING QUARTER	SAVING BANK ACCOUNT OPENED		LINKAGE ESTABLISHED (FINANCED)				
		AC	AMT	AC	SANC. AMT.	AC	DISB. AMT.		OS AMT.	AC	AMT	AC	AMT	AC	SANC. AMT.
1	STATE BANK OF INDIA	13,487	390.00	15,639	15,639.00	15,639	15,587.00	15,553.00	2,955	2,955.00	88,348	27,826.81	92,384	88,776.71	71,426.24
2	BANK OF INDIA	9,208	2,173.03	10,635	20,608.71	10,635	20,608.71	7,782.10	2,897	2,897.00	1,14,936	29,181.57	42,967	68,441.46	25,206.29
3	INDIAN BANK	637	1.54	4,681	4,681.00	4,687	2,660.73	2,654.07	385	385.00	7,120	121.25	6,314	6,091.25	3,685.37
4	CENTRAL BANK OF INDIA	4,114	38.67	3,639	3,639.00	3,616	3,308.86	5,015.22	463	463.00	18,502	2,630.47	13,779	13,207.85	13,954.70
5	PUNJAB NATIONAL BANK	547	977.20	557	1,091.53	368	310.29	165.43	704	704.00	12,341	3,072.82	7,259	11,674.78	4,106.78
6	CANARA BANK	1,725	17.25	1,869	1,830.00	1,869	1,830.00	1,837.42	233	233.00	11,212	432.22	7,776	10,078.04	8,632.90
7	UNION BANK OF INDIA	550	8.29	549	1,752.50	549	519.96	519.96	576	576.00	4,833	904.76	4,729	6,268.20	3,340.73
8	UCO BANK	265	18.66	315	589.41	269	141.03	138.96	70	70.00	2,042	348.20	1,245	3,062.34	701.66
9	BANK OF BARODA	606	14.45	1,276	1,469.83	1,276	1,073.44	709.50	315	315.00	3,832	763.56	3,420	4,272.05	2,349.94
10	INDIAN OVERSEAS BANK	52	21.00	30	31.00	15	16.00	14.00	101	101.00	686	168.60	351	300.60	175.37
11	PUNJAB AND SINDH BANK	-	-	-	-	-	-	-	15	15.00	173	14.16	13	11.00	11.28
12	BANK OF MAHARASHTRA	-	-	-	-	-	-	-	-	-	-	-	-	-	-
13	IDBI BANK	1	0.05	854	88.87	854	88.87	16.56	52	52.00	953	11.98	1,568	1,461.92	648.73
14	IDFC FIRST BANK	-	-	-	-	-	-	-	-	-	48	123.00	-	-	-
15	FEDERAL BANK	7	0.39	-	-	-	-	-	-	-	1	0.30	-	-	-
16	HDFC BANK	-	-	-	-	-	-	-	-	-	1	-	1	0.20	0.16
17	ICICI BANK	-	-	-	-	-	-	-	-	-	-	-	8	-	-
18	KARNATAKA BANK LTD.	-	-	-	-	-	-	-	-	-	-	-	-	-	-
19	AXIS BANK	1	2.00	3	4.00	5	6.00	7.00	-	-	10	11.00	12	13.00	14.00
20	INDUS IND BANK	-	-	-	-	-	-	-	-	-	-	-	-	-	-
21	JAMMU AND KASHMIR BANK LTD.	-	-	-	-	-	-	-	-	-	-	-	-	-	-
22	YES BANK	-	-	-	-	-	-	-	-	-	-	-	29	5.00	5.00
23	KOTAK MAHINDRA BANK	-	-	-	-	-	-	-	-	-	-	-	-	-	-
24	SOUTH INDIAN BANK	230	-	-	-	-	-	-	-	-	-	-	-	-	-
25	LAXMI VILASH BANK	1	0.05	-	-	-	-	-	-	-	1	0.05	-	-	-
26	KARUR VASYA BANK	-	-	-	-	-	-	-	-	-	-	-	-	-	-
27	BANDHAN BANK	-	-	-	-	-	-	-	-	-	-	-	-	-	-
28	JHARKHAND RAJYA GRAMIN BANK	7,534	74.01	33,156	42,038.95	33,156	42,038.95	32,296.50	3,785	3,785.00	1,23,820	11,417.17	63,914	99,428.43	45,801.85
29	DHANBAD CENTRAL COOPERATIVE B	43	0.53	26	20.00	26	20.00	12.44	23	23.00	317	31.86	94	56.35	15.82
30	COOPERATIVE BANK	475	34.37	353	378.95	353	378.95	160.79	141	141.00	1,600	154.60	292	325.95	100.30
31	ESAF BANK	-	-	-	-	-	-	-	-	-	-	-	-	-	-
32	UJJIVAN BANK	-	-	-	-	-	-	-	-	-	-	-	-	-	-
33	UTKARSH BANK	-	-	-	-	-	-	-	-	-	-	-	-	-	-
34	JANA BANK	-	-	-	-	-	-	-	-	-	-	-	-	-	-
	TOTAL	39,483	3,771.49	73,582	93,862.75	73,317	88,588.79	66,882.95	12,715	12,715.00	3,90,776	77,214.38	2,46,155	3,13,475.13	1,80,177.12

SOURCE: SLBC PORTAL

STATE LEVEL BANKERS' COMMITTEE - JHARKHAND
CONVENOR : BANK OF INDIA
SELF HELP GROUP - DISTRICTWISE
As on 31 st March 2021

[Amt In Lacs.] Annexure : 15 (ii)

Sl. No.	District	FROM 01ST APRIL OF CURRENT FY TO THE END OF REPORTING QUARTER									CUMULATIVE , SINCE INCEPTION				
		SAVING BANK ACCOUNT OPENED		LINKAGE ESTABLISHED (FINANCED)					No. of Cases Pending at the end of reporting quarter		SAVING BANK ACCOUNT OPENED		LINKAGE ESTABLISHED (FINANCED)		
		Ac	Amt	Ac	Sanc. Amt.	Ac	Disb. Amt.	Os Amt.	Ac	Amt	Ac	Amt	Ac	Sanc. Amt.	Os Amt
1	BOKARO	2,324	317.44	3,677	4,319.38	3,667	3,895.82	3,133.99	789	789.00	19,101	3,614.08	13,425	14,383.71	9,718.55
2	CHATRA	1,562	59.14	3,287	3,748.94	3,286	3,680.40	3,055.52	313	313.00	12,800	2,369.44	7,731	8,284.58	6,345.75
3	DEOGHAR	972	23.23	1,351	1,573.18	1,332	1,442.65	1,234.52	927	927.00	9,692	1,844.72	5,414	5,918.63	3,234.79
4	DHANBAD	2,128	337.49	2,089	4,093.26	2,039	3,737.84	1,454.70	529	529.00	12,090	2,471.25	6,978	11,032.13	4,565.89
5	DUMKA	1,581	36.17	3,811	4,459.99	3,811	4,273.79	3,429.73	71	71.00	12,565	1,520.26	10,857	11,774.00	7,760.05
6	E.SINGHBHUM	2,946	958.28	3,463	4,957.88	3,458	4,880.70	3,631.02	24	24.00	33,513	7,554.96	10,778	15,275.84	8,449.79
7	GARHWA	1,182	24.20	3,773	4,258.73	3,773	4,185.01	3,767.33	516	516.00	7,895	1,767.29	6,308	10,107.67	6,503.43
8	GIRIDIH	2,268	130.59	4,577	5,384.99	4,564	4,571.17	3,542.33	1,053	1,053.00	20,941	3,779.50	15,683	17,736.47	10,438.55
9	GODDA	1,354	43.48	2,785	3,258.59	2,781	3,092.86	2,537.58	549	549.00	19,337	1,798.84	10,506	13,234.85	6,811.28
10	GUMLA	975	135.89	1,576	3,743.70	1,570	3,620.37	1,172.12	844	844.00	12,487	4,473.97	7,608	11,887.37	3,704.81
11	HAZARIBAGH	3,185	225.55	5,703	6,981.40	5,673	6,827.08	5,431.53	211	211.00	20,222	3,234.05	12,616	15,984.67	12,091.00
12	JAMTARA	1,134	34.43	1,650	1,815.38	1,650	1,628.38	1,244.05	1,169	1,169.00	7,886	1,493.40	5,263	5,590.98	2,930.10
13	KHUNTI	1,170	31.60	1,691	2,528.71	1,689	2,247.15	1,545.58	322	322.00	10,130	2,047.61	7,158	9,245.63	5,231.47
14	KODERMA	1,942	228.23	2,143	3,470.17	2,133	3,468.83	2,025.82	292	292.00	9,655	1,808.57	5,481	8,117.69	4,503.16
15	LATEHAR	1,014	43.32	2,445	2,809.38	2,416	2,623.39	1,851.41	1,047	1,047.00	12,349	1,999.89	11,595	16,934.32	6,207.41
16	LOHERDAGA	653	90.57	638	998.15	635	797.50	487.39	204	204.00	8,418	2,895.48	4,450	6,691.34	2,913.86
17	PAKUR	1,992	61.35	3,259	3,593.20	3,258	3,483.78	3,072.88	462	462.00	15,549	2,314.68	15,363	15,951.87	10,723.45
18	PALAMU	1,909	54.82	7,832	8,082.09	7,818	8,013.82	6,092.77	928	928.00	20,085	2,906.50	20,556	32,850.84	13,825.85
19	RAMGARH	1,946	74.61	2,679	3,053.37	2,679	2,805.19	2,834.05	334	334.00	17,357	3,549.36	11,280	11,259.75	8,369.47
20	RANCHI	2,497	137.84	5,813	8,969.58	5,785	8,049.55	6,463.59	547	547.00	30,710	9,372.68	19,255	31,428.64	19,566.52
21	SAHIBGANJ	1,348	50.30	3,379	4,044.30	3,378	3,832.05	3,070.05	1,106	1,106.00	12,520	4,130.92	11,494	11,418.85	8,440.96
22	SARAIKELA	1,364	483.37	2,749	3,614.47	2,711	3,484.70	2,601.79	62	62.00	26,811	3,626.42	10,606	9,906.87	5,640.62
23	SIMDEGA	656	26.52	1,090	1,473.27	1,089	1,380.87	838.82	-	-	8,291	2,260.57	5,827	6,966.89	2,923.00
24	W.SINGHBHUM	1,381	163.07	2,122	2,630.64	2,122	2,565.89	2,364.38	416	416.00	30,372	4,379.94	9,923	11,491.54	9,277.36
Total		39,483	3,771.49	73,582	93,862.75	73,317	88,588.79	66,882.95	12,715	12,715.00	3,90,776	77,214.38	2,46,155	3,13,475.13	1,80,177.12

SOURCE : SLBC PORTAL

STATE LEVEL BANKERS' COMMITTEE - JHARKHAND
CONVENOR : BANK OF INDIA
RECOVERY POSITION IN PRIORITY SECTOR ADVANCES
As on 31 st March 2021

[Amt In Lacs.] Annexure : 16

SL. NO.	BANKS	AGRICULTURE			MSME			OPS			TPS		
		DEMAND	RECOVERY	%	DEMAND	RECOVERY	%	DEMAND	RECOVERY	%	DEMAND	RECOVERY	%
1	STATE BANK OF INDIA	44,371	31,262.00	70.46	29,841	21,547.00	72.21	7,019	5,248.00	74.77	81,231	58,057.00	71.47
2	BANK OF INDIA	18,243	12,506.63	68.56	79,801	86,742.68	108.70	2,210	1,970.08	89.14	1,00,253	1,01,219.39	100.96
3	INDIAN BANK	29,821	774.33	2.60	27,307	2,855.83	10.46	15,749	1,530.41	9.72	72,878	5,160.57	7.08
4	CENTRAL BANK OF INDIA	45,316	13,470.00	29.72	58,891	24,429.00	41.48	22,696	4,280.00	18.86	1,26,903	42,179.00	33.24
5	PUNJAB NATIONAL BANK	26,759	891.20	3.33	55,281	2,197.18	3.97	7,833	1,891.62	24.15	89,874	4,980.00	5.54
6	CANARA BANK	31,906	7,512.50	23.55	57,745	19,845.10	34.37	20,065	2,540.10	12.66	1,09,716	29,897.70	27.25
7	UNION BANK OF INDIA	1,887	182.69	9.68	12,155	105.64	0.87	950	54.16	5.70	14,992	342.49	2.28
8	UCO BANK	3,968	70.76	1.78	9,888	189.25	1.91	1,602	113.78	7.10	15,457	373.79	2.42
9	BANK OF BARODA	6,038	580.16	9.61	20,605	3,380.71	16.41	2,983	425.10	14.25	29,626	4,385.97	14.80
10	INDIAN OVERSEAS BANK	5	5.00	100.00	85	13.00	15.29	7	4.10	56.94	97	22.10	22.74
11	PUNJAB AND SINDH BANK	12	1.00	8.46	106	14.90	14.12	51	0.50	0.98	169	16.40	9.73
12	BANK OF MAHARASHTRA	58	16.00	27.73	1,342	754.00	56.18	36	11.00	30.56	1,436	781.00	54.40
13	IDBI BANK	1,214	694.40	57.22	5,753	4,314.75	75.00	6,425	6,137.03	95.52	13,391	11,146.18	83.23
14	IDFC FIRST BANK	-	-	-	-	-	-	-	-	-	-	-	-
15	FEDERAL BANK	-	-	-	-	-	-	-	-	-	-	-	-
16	HDFC BANK	5,096	3,871.23	75.96	5,037	3,979.97	79.01	148	97.17	65.81	10,281	7,948.37	77.31
17	ICICI BANK	-	-	-	-	-	-	-	-	-	-	-	-
18	KARNATAKA BANK LTD.	-	-	-	-	-	-	-	-	-	-	-	-
19	AXIS BANK	5,603	4,467.00	79.73	24,809	22,148.00	89.27	75	58.00	77.33	30,487	26,673.00	87.49
20	INDUS IND BANK	1,218	87.68	7.20	2,159	147.93	6.85	1,060	258.82	24.43	4,437	494.43	11.14
21	JAMMU AND KASHMIR BANK LTD.	-	-	-	-	-	-	-	-	-	-	-	-
22	YES BANK	-	-	-	-	-	-	-	-	-	-	-	-
23	KOTAK MAHINDRA BANK	-	-	-	-	-	-	-	-	-	-	-	-
24	SOUTH INDIAN BANK	-	-	-	-	-	-	-	-	-	-	-	-
25	LAXMI VILASH BANK	-	-	-	-	-	-	-	-	-	-	-	-
26	KARUR VASVA BANK	-	-	-	-	-	-	-	-	-	-	-	-
27	BANDHAN BANK	-	-	-	-	-	-	-	-	-	-	-	-
28	JHARKHAND RAJYA GRAMIN BANK	1,85,382	1,66,084.98	89.59	41,121	30,752.00	74.78	5,748	4,084.00	71.05	2,32,251	2,00,920.98	86.51
29	DHANBAD CENTRAL COOPERATIVE I	-	-	-	-	-	-	-	-	-	-	-	-
30	COOPERATIVE BANK	1,717	451.25	26.28	858	212.36	24.74	612	190.53	31.12	3,188	854.14	26.80
31	ESAF BANK	606	543.47	89.62	1,170	1,049.75	89.76	549	536.59	97.81	2,325	2,129.81	91.62
32	UJJIVAN BANK	2,877	1,105.00	38.41	1,145	621.00	54.24	5,558	2,126.00	38.25	9,580	3,852.00	40.21
33	UTKARSH BANK	5,128	5,053.00	98.54	8,483	83,565.00	985.09	2	1.60	80.00	13,613	88,619.60	650.99
34	JANA BANK	2,292	2,533.00	110.53	48	59.24	122.35	7,491	8,077.99	107.84	9,831	10,670.23	108.53
TOTAL		4,19,516	2,52,163.28	60.11	4,43,630	3,08,924.29	69.64	1,08,869	39,636.58	36.41	9,72,015.43	6,00,724.15	61.80
SOURCE : SLBC PORTAL													

STATE LEVEL BANKERS' COMMITTEE - JHARKHAND
CONVENOR : BANK OF INDIA
RECOVERY POSITION UNDER GOVT. SPONSORED SCHEME - BANKWISE
As on 31 st March 2021

[Amt in Lacs.]

Annexure : 17

SL. NO.	BANKS	PMEGP			SHG			PMMY			STAND UP INDIA			TOTAL			
		DEMAND	RECOVERY	%	DEMAND	RECOVERY	%	DEMAND	RECOVERY	%	DEMAND	RECOVERY	%	DEMAND	RECOVERY	%	
1	STATE BANK OF INDIA	9,631.00	8,287.00	86.05	3,431.00	2,872.00	83.71	10,035.00	8,795.00	87.64	-	-		23,097.00	19,954.00	86.39	
2	BANK OF INDIA	742.58	548.16	73.82	4,443.47	3,408.41	76.71	10,744.75	8,069.26	75.10	1,415.82	1,288.44	91.00	17,346.62	13,314.27	76.75	
3	INDIAN BANK	1,047.00	166.39	15.89	614.64	150.24	24.44	2,545.23	403.96	15.87	-	-		4,206.87	720.59	17.13	
4	CENTRAL BANK OF INDIA	3,224.84	2,508.28	77.78	946.33	480.34	50.76	9,491.81	2,308.68	24.32	530.14	181.13	34.17	14,193.12	5,478.43	38.60	
5	PUNJAB NATIONAL BANK	2,767.18	238.70	8.63	753.71	284.65	37.77	2,214.21	363.00	16.39	617.00	398.00	64.51	6,352.10	1,284.35	20.22	
6	CANARA BANK	18,125.10	3,532.44	19.49	25,165.10	19,001.10	75.51	2,996.50	1,107.25	36.95	2,545.75	452.10	17.76	48,832.45	24,092.89	49.34	
7	UNION BANK OF INDIA	328.94	39.63	12.05	22.00	6.00	27.27	617.10	58.85	9.54	-	-		968.04	104.48	10.79	
8	UCO BANK	234.72	3.98	1.70	270.21	3.84	1.42	904.09	10.02	1.11	-	-		1,409.02	17.84	1.27	
9	BANK OF BARODA	262.30	14.13	5.39	16.30	0.46	2.82	2,485.23	69.61	2.80	253.12	0.60	0.24	3,016.95	84.80	2.81	
10	INDIAN OVERSEAS BANK	355.00	225.00	63.38	25.00	8.21	32.84	20.00	5.61	28.05	10.00	8.67	86.70	410.00	247.49	60.36	
11	PUNJAB AND SINDH BANK	50.00	1.80	3.60	-	-		25.89	6.00	23.17	-	-		75.89	7.80	10.28	
12	BANK OF MAHARASHTRA	33.00	19.00	57.58	-	-		21.00	11.00	52.38	2.00	2.00	100.00	56.00	32.00	57.14	
13	IDBI BANK	69.80	56.23	80.56	65.98	38.90	58.96	464.65	231.92	49.91	12.35	9.74	78.87	612.78	336.79	54.96	
14	IDFC FIRST BANK	-	-		-	-		-	-		-	-		-	-		
15	FEDERAL BANK	-	-		-	-		-	-		-	-		-	-		
16	HDFC BANK	-	-		-	-		-	-		-	-		-	-		
17	ICICI BANK	-	-		-	-		-	-		-	-		-	-		
18	KARNATAKA BANK LTD.	-	-		-	-		-	-		-	-		-	-		
19	AXIS BANK	2.00	1.00	50.00	-	-		-	-		-	-		2.00	1.00	50.00	
20	INDUS IND BANK	-	-		-	-		-	-		-	-		-	-		
21	JAMMU AND KASHMIR BANK LTD.	2.71	-	0.00	-	-		-	-		-	-		2.71	-	0.00	
22	YES BANK	-	-		-	-		-	-		-	-		-	-		
23	KOTAK MAHINDRA BANK	-	-		-	-		-	-		-	-		-	-		
24	SOUTH INDIAN BANK	-	-		-	-		-	-		-	-		-	-		
25	LAXMI VILASH BANK	-	-		-	-		-	-		-	-		-	-		
26	KARUR VASYA BANK	-	-		-	-		-	-		-	-		-	-		
27	BANDHAN BANK	-	-		-	-		-	-		-	-		-	-		
28	JHARKHAND RAJYA GRAMIN BANK	1,957.00	1,276.00	65.20	25,487.00	20,749.00	81.41	4,012.00	2,462.00	61.37	-	-		31,456.00	24,487.00	77.85	
29	DHANBAD CENTRAL COOPERATIVE	-	-		-	-		-	-		-	-		-	-		
30	COOPERATIVE BANK	-	-		121.12	36.66	30.27	-	-		-	-		121.12	36.66	30.27	
31	ESAF BANK	-	-		-	-		1,670.16	1,491.93	89.33	-	-		1,670.16	1,491.93	89.33	
32	UJJIVAN BANK	-	-		-	-		-	-		-	-		-	-		
33	UTKARSH BANK	-	-		-	-		-	-		-	-		-	-		
34	JANA BANK	-	-		-	-		141.98	150.99	106.35	-	-		141.98	150.99	106.35	
	TOTAL	38,833.17	16,917.74	43.57	61,361.86	47,039.81	76.66	48,389.60	25,545.08	52.79	5,386.18	2,340.68	43.46	1,53,970.81	91,843.31	59.65	
	SOURCE : SLBC PORTAL																

STATE LEVEL BANKERS' COMMITTEE
CONVENOR : BANK OF INDIA
NPA POSITION-BANKWISE
AS oN 31 st March 2021

[Amt In Lacs.] Annexure 18 A (i)

SL. NO.	BANKS	AGRICULTURE				MSME				OPS			
		AC	AMT	PROVISION AMT	NET AMT	AC	AMT	PROVISION AMT	NET AMT	AC	AMT	PROVISION AMT	NET AMT
1	STATE BANK OF INDIA	61,638	25,017.00	3,484.00	21,533.00	6,703	16,514.00	8,122.00	8,392.00	1,780	4,002.00	303.00	3,699.00
2	BANK OF INDIA	1,68,553	84,097.95	38,188.00	45,909.95	28,695	87,915.64	54,443.14	33,472.50	1,306	4,419.42	2,689.37	1,730.05
3	INDIAN BANK	45,633	29,700.34	21,486.40	8,213.94	4,145	15,645.65	9,109.80	6,535.85	3,071	10,876.91	5,976.94	4,899.97
4	CENTRAL BANK OF INDIA	2,680	3,303.24	312.81	2,990.43	4,953	16,699.73	12,134.46	4,565.27	567	849.97	88.71	761.26
5	PUNJAB NATIONAL BANK	34,421	26,288.40	20,448.45	5,839.95	7,698	77,365.57	43,826.12	33,539.45	2,652	34,281.79	27,091.60	7,190.19
6	CANARA BANK	5,275	2,670.61	1,583.49	1,087.12	4,120	18,368.22	11,369.97	6,998.25	22	20.78	15.74	5.04
7	UNION BANK OF INDIA	2,884	1,493.56	-	1,493.56	2,498	7,345.88	-	7,345.88	15	15.00	-	15.00
8	UCO BANK	9,919	3,967.72	2,684.64	1,283.08	5,217	9,888.12	8,099.84	1,788.28	957	1,601.84	1,341.06	260.78
9	BANK OF BARODA	3,816	3,105.50	1,444.18	1,661.32	2,357	18,017.71	12,453.47	5,564.24	910	1,344.69	806.50	538.19
10	INDIAN OVERSEAS BANK	1,806	1,278.00	-	1,278.00	1,205	795.00	-	795.00	909	710.00	-	710.00
11	PUNJAB AND SINDH BANK	34	19.25	11.10	8.15	695	960.70	875.41	85.29	254	654.71	629.25	25.46
12	BANK OF MAHARASHTRA	-	-	-	-	172	140.50	82.00	58.50	5	22.00	5.00	17.00
13	IDBI BANK	4,101	2,525.96	1,377.94	1,148.02	1,750	3,914.25	2,494.70	1,419.55	48	410.40	218.38	192.02
14	IDFC FIRST BANK	-	-	-	-	-	-	-	-	-	-	-	-
15	FEDERAL BANK	3	1.49	-	1.49	38	2,163.93	-	2,163.93	20	66.83	-	66.83
16	HDFC BANK	9,492	2,494.57	-	2,494.57	13,800	3,146.55	-	3,146.55	10	20.33	-	20.33
17	ICICI BANK	-	-	-	-	-	-	-	-	-	-	-	-
18	KARNATAKA BANK LTD.	-	-	-	-	25	273.39	-	273.39	8	117.62	-	117.62
19	AXIS BANK	225	731.43	-	731.43	25	2,375.00	-	2,375.00	388	97.00	-	97.00
20	INDUS IND BANK	8,542	1,130.72	-	1,130.72	9,458	2,011.46	-	2,011.46	-	-	-	-
21	JAMMU AND KASHMIR BANK LTD.	-	-	-	-	7	32.99	-	32.99	15	10.10	-	10.10
22	YES BANK	-	-	-	-	-	-	-	-	-	-	-	-
23	KOTAK MAHINDRA BANK	11	50.64	-	50.64	59	812.62	-	812.62	-	-	-	-
24	SOUTH INDIAN BANK	-	-	-	-	3	10.35	-	10.35	-	-	-	-
25	LAXMI VILASH BANK	-	-	-	-	193	1,652.06	-	1,652.06	-	-	-	-
26	KARUR VASYA BANK	-	-	-	-	-	-	-	-	-	-	-	-
27	BANDHAN BANK	-	-	-	-	-	-	-	-	-	-	-	-
28	JHARKHAND RAJYA GRAMIN BANK	40,111	14,783.84	7,814.74	6,969.10	19,121	14,820.64	7,834.19	6,986.45	512	1,119.58	591.81	527.77
29	DHANBAD CENTRAL COOPERATIVE I	4	5.07	4.85	0.22	-	-	-	-	21	93.24	9.31	83.93
30	COOPERATIVE BANK	-	2,304.92	-	2,304.92	-	830.37	-	830.37	-	203.38	-	203.38
31	ESAF BANK	3,027	503.42	-	503.42	5,783	958.26	-	958.26	879	96.14	-	96.14
32	UJJIVAN BANK	558	43.00	-	43.00	291	30.00	-	30.00	1,094	67.00	-	67.00
33	UTKARSH BANK	2,465	932.00	-	932.00	1,609	509.00	-	509.00	1,304	420.00	-	420.00
34	JANA BANK	-	-	-	-	-	-	-	-	-	-	-	-
TOTAL		4,05,198	2,06,448.63	98,840.60	1,07,608.03	1,20,620	3,03,197.59	1,70,845.10	1,32,352.49	16,747	61,520.73	39,766.67	21,754.06

SOURCE : SLBC PORTAL

STATE

STATE LEVEL BANKERS' COMMITTEE - JHARKHAND

CONVENOR : BANK OF INDIA

NPA

NPA POSITION-BANKWISE

AS on 31 st March 2021

[Amt In Lacs.] Annexure 18 A (ii)

SL. NO.	BANKS	TOTAL PS				NPS				TOTAL NPA			
		AC	AMT	PROVISION AMT	NET AMT	AC	AMT	PROVISION AMT	NET AMT	AC	AMT	PROVISION AMT	NET AMT
1	STATE BANK OF INDIA	70,121	45,533.00	11,909.00	33,624.00	76	352.00	73.00	279.00	70,197	45,885.00	11,982.00	33,903.00
2	BANK OF INDIA	1,98,554	1,76,433.01	95,320.51	81,112.50	11,290	27,585.78	22,003.22	5,582.56	2,09,844	2,04,018.79	1,17,323.73	86,695.06
3	INDIAN BANK	52,849	56,222.90	36,573.14	19,649.76	15,018	30,587.22	21,071.30	9,515.92	67,867	86,810.12	57,644.44	29,165.68
4	CENTRAL BANK OF INDIA	8,200	20,852.94	12,535.98	8,316.96	1,616	1,617.42	922.49	694.93	9,816	22,470.36	13,458.47	9,011.89
5	PUNJAB NATIONAL BANK	44,771	1,37,935.76	91,366.17	46,569.59	3,860	7,888.55	4,236.43	3,652.12	48,631	1,45,824.31	95,602.60	50,221.71
6	CANARA BANK	9,417	21,059.61	12,969.20	8,090.41	1,878	4,937.63	2,144.35	2,793.28	11,295	25,997.24	15,113.55	10,883.69
7	UNION BANK OF INDIA	5,397	8,854.44	-	8,854.44	357	800.92	-	800.92	5,754	9,655.36	-	9,655.36
8	UCO BANK	16,093	15,457.68	12,125.54	3,332.14	490	1,523.34	955.63	567.71	16,583	16,981.02	13,081.17	3,899.85
9	BANK OF BARODA	7,083	22,467.90	14,704.15	7,763.75	895	2,525.65	1,900.26	625.39	7,978	24,993.55	16,604.41	8,389.14
10	INDIAN OVERSEAS BANK	3,920	2,783.00	-	2,783.00	2,463	2,178.00	-	2,178.00	6,383	4,961.00	-	4,961.00
11	PUNJAB AND SINDH BANK	983	1,634.66	1,515.76	118.90	3	82.00	49.00	33.00	986	1,716.66	1,564.76	151.90
12	BANK OF MAHARASHTRA	177	162.50	87.00	75.50	41	183.00	181.00	2.00	218	345.50	268.00	77.50
13	IDBI BANK	5,899	6,850.61	4,091.02	2,759.59	132	1,015.79	591.50	424.29	6,031	7,866.40	4,682.52	3,183.88
14	IDFC FIRST BANK	-	-	-	-	-	-	-	-	-	-	-	-
15	FEDERAL BANK	61	2,232.25	-	2,232.25	19	48.36	-	48.36	80	2,280.61	-	2,280.61
16	HDFC BANK	23,302	5,661.45	-	5,661.45	5,786	8,003.70	-	8,003.70	29,088	13,665.15	-	13,665.15
17	ICICI BANK	-	-	-	-	-	-	-	-	-	-	-	-
18	KARNATAKA BANK LTD.	33	391.01	-	391.01	9	197.05	-	197.05	42	588.06	-	588.06
19	AXIS BANK	638	3,203.43	-	3,203.43	23	9,228.00	-	9,228.00	661	12,431.43	-	12,431.43
20	INDUS IND BANK	18,000	3,142.18	-	3,142.18	3,062	800.70	-	800.70	21,062	3,942.88	-	3,942.88
21	JAMMU AND KASHMIR BANK LTD.	22	43.09	-	43.09	-	-	-	-	22	43.09	-	43.09
22	YES BANK	-	-	-	-	62	267.00	-	267.00	62	267.00	-	267.00
23	KOTAK MAHINDRA BANK	70	863.26	-	863.26	168	8.10	-	8.10	238	871.36	-	871.36
24	SOUTH INDIAN BANK	3	10.35	-	10.35	-	-	-	-	3	10.35	-	10.35
25	LAXMI VILASH BANK	193	1,652.06	-	1,652.06	-	-	-	-	193	1,652.06	-	1,652.06
26	KARUR VASYA BANK	-	-	-	-	-	-	-	-	-	-	-	-
27	BANDHAN BANK	-	-	-	-	-	-	-	-	-	-	-	-
28	JHARKHAND RAJYA GRAMIN BANK	59,744	30,724.06	16,240.74	14,483.32	1,078	1,004.06	530.75	473.31	60,822	31,728.12	16,771.49	14,956.63
29	DHANBAD CENTRAL COOPERATIVE	25	98.31	14.16	84.15	142	447.66	129.01	318.65	167	545.97	143.17	402.80
30	COOPERATIVE BANK	-	3,338.67	-	3,338.67	-	5,095.89	-	5,095.89	-	8,434.56	-	8,434.56
31	ESAF BANK	9,689	1,557.82	-	1,557.82	-	-	-	-	9,689	1,557.82	-	1,557.82
32	UJJIVAN BANK	1,943	140.00	-	140.00	88	20.00	1.00	19.00	2,031	160.00	1.00	159.00
33	UTKARSH BANK	5,378	1,861.00	-	1,861.00	6	23.00	3.00	20.00	5,384	1,884.00	3.00	1,881.00
34	JANA BANK	-	-	-	-	-	-	-	-	-	-	-	-
TOTAL		5,42,565	5,71,166.95	3,09,452.37	2,61,714.58	48,562	1,06,420.82	54,791.94	51,628.88	5,91,127	6,77,587.77	3,64,244.31	3,13,343.46

SOURCE : SLBC PORTAL

STATE LEVEL BANKERS' COMMITTEE
CONVENOR : BANK OF INDIA
NPA POSITION- DISTRICT WISE
AS ON 31 st March 2021

[Amt In Lacs.] Annexure 18 B (I)

SL. NO.	BANKS	AGRICULTURE				MSME				OPS			
		AC	AMT	PROVISION AMT	NET AMT	AC	AMT	PROVISION AMT	NET AMT	AC	AMT	PROVISION AMT	NET AMT
1	BOKARO	15,025	6,726.86	2,907.36	3,819.50	8,151	19,778.45	12,049.31	7,729.14	917	3,570.40	2,502.86	1,067.54
2	CHATRA	15,683	7,244.37	2,600.11	4,644.26	2,559	4,531.81	2,286.82	2,244.99	271	773.70	373.07	400.63
3	DEOGHAR	25,781	11,176.74	5,773.33	5,403.41	4,122	7,431.54	3,934.75	3,496.79	785	1,509.46	646.48	862.98
4	DHANBAD	19,714	13,245.14	7,610.93	5,634.21	16,024	21,121.48	11,629.40	9,492.08	2,618	5,054.74	3,019.79	2,034.95
5	DUMKA	19,488	7,187.26	3,100.98	4,086.28	5,418	3,539.17	1,381.25	2,157.92	882	1,023.12	288.15	734.97
6	E.SINGHBHUM	16,187	10,585.28	3,477.51	7,107.77	11,197	45,248.21	26,430.51	18,817.70	1,702	3,802.66	1,939.77	1,862.89
7	GARHWA	10,520	5,717.05	2,620.01	3,097.04	2,599	2,181.52	1,038.50	1,143.02	421	738.15	186.16	551.99
8	GIRIDIH	28,701	12,114.44	5,778.60	6,335.84	7,593	9,363.19	4,291.68	5,071.51	1,064	3,164.13	1,763.37	1,400.76
9	GODDA	15,304	8,235.49	4,518.04	3,717.45	2,886	2,082.83	929.35	1,153.48	561	740.55	378.18	362.37
10	GUMLA	27,285	10,782.44	5,270.41	5,512.03	2,611	2,554.86	1,536.95	1,017.91	336	407.64	220.46	187.18
11	HAZARIBAGH	26,266	15,018.82	5,602.31	9,416.51	6,549	11,851.97	6,064.49	5,787.48	925	2,399.64	1,010.35	1,389.29
12	JAMTARA	8,623	3,686.96	1,509.51	2,177.45	1,359	1,514.47	443.70	1,070.77	228	412.61	85.62	326.99
13	KHUNTI	5,653	2,330.31	821.87	1,508.44	965	851.60	464.51	387.09	63	134.64	24.67	109.97
14	KODERMA	12,481	6,481.14	2,108.69	4,372.45	2,276	6,507.54	2,742.82	3,764.72	420	1,008.32	338.89	669.43
15	LATEHAR	11,546	4,770.13	2,363.80	2,406.33	1,567	1,647.76	912.14	735.62	162	211.73	71.04	140.69
16	LOHERDAGA	15,516	8,025.97	4,855.94	3,170.03	1,425	1,915.20	1,075.67	839.53	120	249.54	146.40	103.14
17	PAKUR	11,350	4,884.63	2,127.31	2,757.32	2,340	1,170.60	571.05	599.55	592	406.39	116.24	290.15
18	PALAMAU	24,490	12,685.42	7,742.79	4,942.63	5,067	7,249.75	3,443.28	3,806.47	846	1,100.46	615.24	485.22
19	RAMGARH	9,590	4,918.33	1,875.80	3,042.53	5,476	21,600.32	5,551.06	16,049.26	409	560.72	315.71	245.01
20	RANCHI	37,252	25,347.49	15,574.84	9,772.65	18,101	1,16,063.23	76,032.18	40,031.05	2,091	32,044.99	24,908.37	7,136.62
21	SAHIBGANJ	9,815	3,657.34	1,649.28	2,008.06	3,078	1,783.63	781.77	1,001.86	485	716.89	189.68	527.21
22	SARAIKELA	11,106	6,221.57	2,200.94	4,020.63	3,522	8,206.49	4,462.34	3,744.15	302	417.49	207.67	209.82
23	SIMDEGA	10,735	5,216.67	2,269.98	2,946.69	1,571	1,456.66	877.75	578.91	219	264.52	110.76	153.76
24	W.SINGHBHUM	17,087	10,188.78	4,480.26	5,708.52	4,164	3,545.31	1,913.82	1,631.49	328	808.24	307.74	500.50
TOTAL		4,05,198	2,06,448.63	98,840.60	1,07,608.03	1,20,620	3,03,197.59	1,70,845.10	1,32,352.49	16,747	61,520.73	39,766.67	21,754.06

SOURCE : SLBC PORTAL



STATE LEVEL BANKERS' COMMITTEE - JHARKHAND
CONVENOR : BANK OF INDIA
NPA POSITION-BANKWISE
As On 31 st March 2021

[Amt In Lacs.] Annexure 18 B (ii)

SL. NO.	BANKS	TOTAL PS				NPS				TOTAL NPA			
		AC	AMT	PROVISION AMT	NET AMT	AC	AMT	PROVISION AMT	NET AMT	AC	AMT	PROVISION AMT	NET AMT
1	BOKARO	24,093	30,075.71	17,459.53	12,616.18	5,501	7,472.44	3,036.80	4,435.64	29,594	37,548	20,496	17,051.82
2	CHATRA	18,513	12,549.88	5,260.00	7,289.88	1,072	816.32	397.42	418.90	19,585	13,366	5,657	7,708.78
3	DEOGHAR	30,688	20,117.74	10,354.56	9,763.18	826	2,834.18	1,897.30	936.88	31,514	22,952	12,252	10,700.06
4	DHANBAD	38,356	39,421.36	22,260.12	17,161.24	4,755	5,977.14	1,838.58	4,138.56	43,111	45,399	24,099	21,299.80
5	DUMKA	25,788	11,749.55	4,770.38	6,979.17	480	972.24	291.86	680.38	26,268	12,722	5,062	7,659.55
6	E.SINGHBHUM	29,086	59,636.15	31,847.79	27,788.36	5,484	19,065.88	5,715.17	13,350.71	34,570	78,702	37,563	41,139.07
7	GARHWA	13,540	8,636.72	3,844.67	4,792.05	547	706.99	344.83	362.16	14,087	9,344	4,190	5,154.21
8	GIRIDIH	37,358	24,641.76	11,833.65	12,808.11	1,328	2,773.12	1,692.31	1,080.81	38,686	27,415	13,526	13,888.92
9	GODDA	18,751	11,058.87	5,825.57	5,233.30	454	353.72	97.38	256.34	19,205	11,413	5,923	5,489.64
10	GUMLA	30,232	13,744.94	7,027.82	6,717.12	1,980	1,629.40	632.52	996.88	32,212	15,374	7,660	7,714.00
11	HAZARIBAGH	33,740	29,270.43	12,677.15	16,593.28	3,011	5,472.06	2,924.89	2,547.17	36,751	34,742	15,602	19,140.45
12	JAMTARA	10,210	5,614.04	2,038.83	3,575.21	284	185.01	86.40	98.61	10,494	5,799	2,125	3,673.82
13	KHUNTI	6,681	3,316.55	1,311.05	2,005.50	608	400.72	206.83	193.89	7,289	3,717	1,518	2,199.39
14	KODERMA	15,177	13,997.00	5,190.40	8,806.60	893	1,347.27	745.57	601.70	16,070	15,344	5,936	9,408.30
15	LATEHAR	13,275	6,629.62	3,346.98	3,282.64	921	454.18	295.83	158.35	14,196	7,084	3,643	3,440.99
16	LOHERDAGA	17,061	10,190.71	6,078.01	4,112.70	879	806.32	433.61	372.71	17,940	10,997	6,512	4,485.41
17	PAKUR	14,282	6,461.62	2,814.60	3,647.02	391	209.73	97.80	111.93	14,673	6,671	2,912	3,758.95
18	PALAMAU	30,403	21,035.63	11,801.31	9,234.32	2,570	2,930.39	2,046.07	884.32	32,973	23,966	13,847	10,118.64
19	RAMGARH	15,475	27,079.37	7,742.57	19,336.80	1,874	2,315.48	1,113.63	1,201.85	17,349	29,395	8,856	20,538.65
20	RANCHI	57,444	1,73,455.71	1,16,515.39	56,940.32	10,851	41,151.70	26,102.22	15,049.48	68,295	2,14,607	1,42,618	71,989.80
21	SAHIBGANJ	13,378	6,157.86	2,620.73	3,537.13	499	359.26	92.43	266.83	13,877	6,517	2,713	3,803.96
22	SARAIKELA	14,930	14,845.55	6,870.95	7,974.60	1,210	4,270.05	2,378.89	1,891.16	16,140	19,116	9,250	9,865.76
23	SIMDEGA	12,525	6,937.85	3,258.49	3,679.36	634	524.83	335.00	189.83	13,159	7,463	3,593	3,869.19
24	W.SINGHBHUM	21,579	14,542.33	6,701.82	7,840.51	1,510	3,392.39	1,988.60	1,403.79	23,089	17,935	8,690	9,244.30
TOTAL		5,42,565	5,71,166.95	3,09,452.37	2,61,714.58	48,562	1,06,420.82	54,791.94	51,628.88	5,91,127	6,77,587.77	3,64,244.31	3,13,343.46

SOURCE : SLBC PORTAL

भार खण्ड

STATE LEVEL BANKERS' COMMITTEE - JHARKHAND
CONVENOR : BANK OF INDIA
POSITION OF CERTIFICATE CASE - BANKWISE
As on 31 st March 2021

[Amt In Lacs.] Annexure: 19

SL. NO	BANKS	NO. OF CASES PENDING AS ON PREVIOUS QUARTER		NO. OF CASES FILED DURING THE QUARTER		NO. OF CASES DISPOSED DURING THE QUARTER		NO. OF CASES PENDING AT THE END OF THE QUARTER	
		AC	AMT	AC	AMT	AC	AMT	AC	AMT
1	STATE BANK OF INDIA	3,493	5,347	318	453	63	330	3,748	5,469.94
2	BANK OF INDIA	10,881	15,820	-	-	-	-	10,881	15,819.90
3	INDIAN BANK	2,810	5,965	-	-	96	259	2,714	5,706.10
4	CENTRAL BANK OF INDIA	2,037	1,788	16	29	-	-	2,053	1,816.92
5	PUNJAB NATIONAL BANK	103	276	39	43	115	295	27	24.10
6	CANARA BANK	1,426	3,750	18	337	-	-	1,444	4,086.58
7	UNION BANK OF INDIA	27	39	-	-	-	-	27	39.23
8	UCO BANK	1,645	2,134	-	-	-	-	1,645	2,133.55
9	BANK OF BARODA	-	-	-	-	-	-	-	-
10	INDIAN OVERSEAS BANK	405	531	-	-	1	11	404	520.30
11	PUNJAB AND SINDH BANK	220	654	-	-	3	20	217	633.69
12	BANK OF MAHARASHTRA	-	-	-	-	-	-	-	-
13	IDBI BANK	62	210	-	-	8	58	54	151.96
14	IDFC FIRST BANK	-	-	-	-	-	-	-	-
15	FEDERAL BANK	3	103	-	-	-	-	3	103.00
16	HDFC BANK	-	-	-	-	-	-	-	-
17	ICICI BANK	-	-	-	-	-	-	-	-
18	KARNATAKA BANK LTD.	-	-	-	-	-	-	-	-
19	AXIS BANK	-	-	-	-	-	-	-	-
20	INDUS IND BANK	-	-	-	-	-	-	-	-
21	JAMMU AND KASHMIR BA	-	-	-	-	-	-	-	-
22	YES BANK	-	-	-	-	-	-	-	-
23	KOTAK MAHINDRA BANK	-	-	-	-	-	-	-	-
24	SOUTH INDIAN BANK	-	-	-	-	-	-	-	-
25	LAXMI VILASH BANK	-	-	-	-	-	-	-	-
26	KARUR VASYA BANK	-	-	-	-	-	-	-	-
27	BANDHAN BANK	-	-	-	-	-	-	-	-
28	JHARKHAND RAJYA GRAMIN	3,898	3,354	207	292	171	152	3,934	3,492.98
29	DHANBAD CENTRAL COOPER.	-	-	-	-	-	-	-	-
30	COOPERATIVE BANK	374	904	-	-	-	-	374	904.41
TOTAL		27,384	40,874	598	1,153.80	457	1,124.96	27,525	40,902.66
SOURCE : SLBC PORTAL									

STATE LEVEL BANKERS' COMMITTEE - JHARKHAND
CONVENOR : BANK OF INDIA
POSITION OF DRT CASE - BANKWISE
As on 31 st March 2021

[Amt In Lacs.] Annexure: 20

SL. NO	BANKS	NO. OF CASES PENDING AS ON PREVIOUS QUARTER		NO. OF CASES FILED DURING THE QUARTER		NO. OF CASES DISPOSED DURING THE QUARTER		NO. OF CASES PENDING AT THE END OF THE QUARTER	
		AC	AMT	AC	AMT	AC	AMT	AC	AMT
1	STATE BANK OF INDIA	-	-	-	-	-	-	-	-
2	BANK OF INDIA	1,110	62,673.14	-	-	-	-	1,110	62,673.14
3	INDIAN BANK	88	13,911.25	-	-	-	-	88	13,911.25
4	CENTRAL BANK OF INDIA	381	10,776.57	9	234.00	1	530.53	389	10,480.04
5	PUNJAB NATIONAL BANK	11	146.75	10	146.18	10	200.00	11	92.93
6	CANARA BANK	233	11,533.41	7	199.71	79	2,827.77	161	8,905.35
7	UNION BANK OF INDIA	92	5,738.73	-	-	-	-	92	5,738.73
8	UCO BANK	281	8,110.76	11	182.14	-	-	292	8,292.90
9	BANK OF BARODA	-	-	-	-	-	-	-	-
10	INDIAN OVERSEAS BANK	6	4,489.04	-	-	-	-	6	4,489.04
11	PUNJAB AND SINDH BANK	-	-	-	-	-	-	-	-
12	BANK OF MAHARASHTRA	-	-	-	-	-	-	-	-
13	IDBI BANK	-	-	-	-	-	-	-	-
14	IDFC FIRST BANK	-	-	-	-	-	-	-	-
15	FEDERAL BANK	3	103.00	-	62.00	-	-	3	165.00
16	HDFC BANK	2	139.66	-	-	-	-	2	139.66
17	ICICI BANK	-	-	-	-	-	-	-	-
18	KARNATAKA BANK LTD.	-	-	-	-	-	-	-	-
19	AXIS BANK	2	70.00	-	-	-	-	2	70.00
20	INDUS IND BANK	-	-	-	-	-	-	-	-
21	JAMMU AND KASHMIR BANK LTD.	-	-	-	-	-	-	-	-
22	YES BANK	-	-	-	-	-	-	-	-
23	KOTAK MAHINDRA BANK	-	-	-	-	-	-	-	-
24	SOUTH INDIAN BANK	1	5.00	-	-	-	-	1	5.00
25	LAXMI VILASH BANK	11	85.00	-	-	3	44.00	8	41.00
26	KARUR VASYA BANK	-	-	-	-	-	-	-	-
27	BANDHAN BANK	-	-	-	-	-	-	-	-
28	JHARKHAND RAJYA GRAMIN BANK	8	264.33	1	63.43	3	100.52	6	227.24
29	DHANBAD CENTRAL COOPERATIVE BANK	-	-	-	-	-	-	-	-
30	COOPERATIVE BANK	-	-	-	-	-	-	-	-
TOTAL		2,229	1,18,046.64	38	887.46	96	3,702.82	2,171	1,15,231.28
SOURCE : SLBC PORTAL									

STATE LEVEL BANKERS' COMMITTEE - JHARKHAND

CONVENOR : BANK OF INDIA

REPORT ON ACTION TAKEN IN NPA ACCOUNTS UNDER SARFAESI ACT BANKWISE

As On 31 st March 2021

ANNX- 21 (i)
Amount in Lacs.

SL. NO.	BANKS	NOTICES ISSUED U/S 13/2 OF SARFAESI ACT		OUT OF WHICH SYMBOLIC POSSESSION TAKEN U/S 13/4		REQUEST SENT TO DC/DM/CMM FOR ASSISTANCE IN PHYSICAL	OUT OF THAT, PHYSICAL POSSESSION TAKEN	NO. OF CASES PENDING
		AC	AMT	AC	AMT			
1	STATE BANK OF INDIA	17	144.13	6	28.76	6	-	6
2	BANK OF INDIA	483	43,480.92	6	2,718.91	174	10	164
3	INDIAN BANK	601	25,466.51	174	16,750.14	52	6	46
4	CENTRAL BANK OF INDIA	558	15,993.99	485	14,499.20	60	18	42
5	PUNJAB NATIONAL BANK	970	51,548.07	568	32,651.12	327	16	311
6	CANARA BANK	136	10,230.21	-	-	58	3	55
7	UNION BANK OF INDIA	-	-	-	-	11	-	11
8	UCO BANK	63	1,097.13	13	306.95	20	1	19
9	BANK OF BARODA	121	5,180.23	19	1,629.90	24	8	16
10	INDIAN OVERSEAS BANK	36	5,244.03	-	-	1	-	1
11	PUNJAB AND SINDH BANK	32	483.38	1	16.61	9	1	8
12	BANK OF MAHARASHTRA	5	21.52	-	-	-	-	-
13	IDBI BANK	104	1,495.88	10	269.18	17	2	15
14	IDFC FIRST BANK	-	-	-	-	-	-	-
15	FEDERAL BANK	1	80.00	-	-	-	-	-
16	HDFC BANK	6	592.76	5	319.47	5	1	4
17	ICICI BANK	-	-	-	-	-	-	-
18	KARNATAKA BANK LTD.	1	21.00	-	-	-	-	-
19	AXIS BANK	-	-	-	-	5	-	5
20	INDUS IND BANK	-	-	-	-	-	-	-
21	JAMMU AND KASHMIR BANK LTD.	-	-	-	-	-	-	-
22	YES BANK	-	-	-	-	-	-	-
23	KOTAK MAHINDRA BANK	-	-	-	-	-	-	-
24	SOUTH INDIAN BANK	-	-	-	-	-	-	-
25	LAXMI VILASH BANK	1	39.68	-	-	3	-	3
26	KARUR VASYA BANK	-	-	-	-	-	-	-
27	BANDHAN BANK	-	-	-	-	-	-	-
28	JHARKHAND RAJYA GRAMIN BANK	53	1,015.38	17	716.45	17	1	16
29	DHANBAD CENTRAL COOPERATIVE BANK	-	-	-	-	-	-	-
30	COOPERATIVE BANK	-	-	-	-	-	-	-
TOTAL		3,188	1,62,134.82	1,304	69,906.69	789	67.00	722

SOURCE : SLBC PORTAL

STATE LEVEL BANKERS' COMMITTEE - JHARKHAND
CONVENOR : BANK OF INDIA
REPORT ON ACTION TAKEN IN NPA ACCOUNTS UNDER SARFAESI ACT DISTRICT
As On 31 st March 2021

[Amt In Lacs.]

Annexure 21 (ii)

Sl. No.	District	Notices issued U/s 13/2 of SARFAESI ACT		Out of which Symbolic Possession Taken U/s 13/4		Request sent to DC/DM/CMM for assistance in Physical possession	Physical Possession Taken	No. of Cases Pending
		Ac	Amt	Ac	Amt	Ac	Ac	
1	BOKARO	483	21,103.54	283	14,312.90	177	8	169
2	CHATRA	19	130.00	-	-	-	-	-
3	DEOGHAR	75	3,588.90	26	2,459.41	15	-	15
4	DHANBAD	407	18,252.10	196	10,972.32	111	22	89
5	DUMKA	65	1,291.53	52	1,204.26	14	-	14
6	E.SINGHBHUM	498	23,898.54	140	4,431.88	195	11	184
7	GARHWA	42	987.52	29	563.87	-	-	-
8	GIRIDIH	126	8,973.77	81	5,000.53	30	-	30
9	GODDA	21	106.58	14	14.23	14	-	14
10	GUMLA	16	146.84	-	-	-	-	-
11	HAZARIBAGH	271	3,835.03	58	943.56	33	1	32
12	JAMTARA	5	30.86	-	-	-	-	-
13	KHUNTI	5	51.43	-	-	1	1	-
14	KODERMA	69	892.89	23	259.15	21	-	21
15	LATEHAR	2	21.10	-	-	-	-	-
16	LOHERDAGA	27	224.45	10	123.26	-	-	-
17	PAKUR	24	218.56	5	38.58	3	-	3
18	PALAMU	53	1,098.74	27	948.54	3	-	3
19	RAMGARH	147	2,593.65	59	1,423.71	14	1	13
20	RANCHI	667	68,933.42	227	25,584.61	108	15	93
21	SAHIBGANJ	15	52.10	13	45.23	9	-	9
22	SARAIKELA	76	4,644.37	14	790.06	35	6	29
23	SIMDEGA	3	13.22	-	-	-	-	-
24	W.SINGHBHUM	72	1,045.68	47	790.59	6	2	4
Total		3,188	1,62,134.82	1,304	69,906.69	789	67	722

**STATE LEVEL BANKER'S COMMITTEE, JHARKHAND
CONVENOR-BANK OF INDIA**

CONTACT DETAILS OF CONTROLLING HEADS OF BANKS IN JHARKHAND

SN	BANKS	NAME OF CONTROLLING HEAD	DESIGNATION	MOBILE NO	EMAIL-ID
PUBLIC SECTOR BANKS					
1	BANK OF BARODA	MANOJ KUMAR	REGIONAL HEAD	6287395610	rm.ranchi@bankofbaroda.co.in
2	BANK OF INDIA	UDDALOK BHATTACHARYA	GENERAL MANAGER	9073238785	uddalok.Bhattacharya@bankofindia.co.in
3	BANK OF MAHARASHTRA	C B SINGH	ZONAL HEAD	8408826999	zmpatna@mahabank.co.in
4	CANARA BANK	HITESH GOYAL	GENERAL MANAGER	9891426974	ranchico@canarabnk.com
5	CENTRAL BANK OF INDIA	AJAY KUMAR SINGH	DEPUTY GENERAL MANAGER	9570900446	rmrncro@centralbank.co.in
6	INDIAN BANK	PRABHAT RANJAN SINHA	DEPUTY GENERAL MANAGER	6302609433	prabhat.sinha@indianbank.co.in
7	INDIAN OVERSEAS BANK	SANJAY KUMAR SINGH	SENIOR REGIONAL MANAGER	8334889900	ranchirm@iobnet.co.in
8	PUNJAB AND SINDH BANK	DR LALIT KUMAR SHARMA	DEPUTY GENERAL MANAGER	9830014432	zm.kolkata@psb.co.in
9	PUNJAB NATIONAL BANK	DEEPAK KUMAR SRIVASTAVA	DEPUTY GENERAL MANAGER	9431023304	coranchisouth@pnb.co.in
10	STATE BANK OF INDIA	ANANTH BANDHU MANDAL	DEPUTY GENERAL MANAGER	9564872266	dgmtad.fimmpatna@sbi.co.in
11	UCO BANK	SANDEEP SHARMA	ZONAL HEAD	8337020889	zo.ranchi@ucobank.co.in
12	UNION BANK OF INDIA	ANAND KUMAR	REGIONAL HEAD	9161174666	rh.ranchi@unionbankofindia.com
PRIVATE SECTOR BANKS					
13	AXIS BANK LTD	SATISH KUMAR	CIRCLE HEAD	7763811280	circlehead.patna@axisbank.com
14	BANDHAN BANK	ADITYA SARANGI	REGIONAL HEAD	7770997222	rhbb.raipur@bandhanbank.com
15	FEDERAL BANK LTD	DILEEP B	CIRCLE HEAD	8762977965	dileepb@federalbank.co.in
16	HDFC BANK LTD	ABHISHEK KUMAR	CIRCLE HEAD	9334328959	kumar.abhishek@hdfcbank.com
17	ICICI BANK LTD	RAKESH KUMAR	REGIONAL HEAD	9771438768	rrakesh.kumar@icicibank.com
18	IDBI BANK LTD	JITENDRA KUMAR SINGH	GENERAL MANAGER	9801052713	jitendrak.singh@idbi.co.in
19	IDFC FIRST BANK LIMITED	MANISH BHARTI	CLUSTER HEAD	7250483060	manish.bharti@idfcfirstbank.com
20	INDUSIND BANK	RAKESH KUMAR	DEPUTY ZONAL HEAD	8051100612	rakeshq.kumar@indusind.com
21	JAMMU & KASHMIR BANK LTD	ABDUL RASHID SOFI	BRANCH HEAD	9797892394	abdul.r.sofi@ikbmail.com
22	KARNATAKA BANK LTD	MAHESH SHETTY	ASST GENERAL MANAGER	8054944880	mahesh.shetty@ktkbank.com
23	KARUR VYSYA BANK	SAMIR GHOSH	MANAGER	7091194716	samirghosh@kvbmail.com
24	KOTAK MAHENDRA BANK LTD	RAJ SINGH	SENIOR VICE PRESIDENT	8859440009	raj.singh@kotak.com
25	LAKSHMI VILAS BANK	P V SUBHASH	REGIONAL HEAD	7619554555	subhash.vogeshwar@lvbank.in
26	SOUTH INDIAN BANK LTD	JILJITH J	ASST GENERAL MANAGER	8197183338	jiljithj@sib.co.in
27	YES BANK	ANAND KUMAR	CLUSTER BUSINESS LEADER	7873962227	anand.kumar@yesbank.in
REGIONAL RURAL BANK					
28	JHARKHAND RAJYA GRAMIN BANK	SUNIL V ZODE	CHAIRMAN	9922957870	chairman@jrqb.in
COOPERATIVE BANKS					
29	DHANBAD CENTRAL CO-OP.BANK	AFREAM GEORGE KUJUR	MANAGING DIRECTOR	9431782508	md@dhanbadccb.in
30	JHARKHAND STATE COOPERATIVE BANK	PREM PRAKASH	CEO	7032643828	prempr76@gmail.com
SMALL FINANCE BANKS					
31	ESAF SMALL FINANCE BANK	AMITABHA MUKHOPADHYA	CLUSTER HEAD	8420719335	amitabha.mukhopadhyas@esafbank.com
32	JANA SMALL FINANCE BANK	VISHAL KUMAR	REGIONAL HEAD	8405801409	vishal.kumar03@janabank.com
33	UJJIVAN SMALL FINANCE BANK	RAJ KIRAN	STATE HEAD	9905327558	raj.kiran@ujjivan.com
34	UTKARSH SMALL FINANCE BANK	RAHUL DWIVEDI	ZONAL HEAD	8173001179	rahul.dwivedi@utkarsh.bank

STATE LEVEL BANKER'S COMMITTEE, JHARKHAND
CONVENOR-BANK OF INDIA
CONTACT DETAILS OF CONTROLLING HEADS OF BANKS IN JHARKHAND

S.N.	LEAD BANK NAME	DISTRICT NAME	NAME OF LEAD DISTRICT MANAGER	CONTACT NO.	E-MAIL ID
1	BANK OF INDIA	BOKARO	DINESHWAR RANA	9507422868	ldmo.bokaro2@bankofindia.co.in
2	BANK OF INDIA	CHATRA	AKHILESH CHANDRA	8340127488	ldmo.chatra@bankofindia.co.in
3	BANK OF INDIA	DHANBAD	NAKUL SAHU	9431726018	dhanbad.Leadbank@bankofindia.co.in
4	BANK OF INDIA	EAST SINGHBHUM	DIWAKAR SINHA	8936802753	LDM.EastSinghbhum@bankofindia.co.in
5	BANK OF INDIA	GIRIDIH	H N SINGH	9471320871	LDMO.Giridih@bankofindia.co.in
6	BANK OF INDIA	GUMLA	JOHN HANSDA	9431916498	LDM.Ranchi@bankofindia.co.in
7	BANK OF INDIA	SIMDEGA	DR. SRIKANT	9798967181	LDO.Simdega@bankofindia.co.in
8	BANK OF INDIA	HAZARIBAGH	SUDHAKAR PANDEY	9407585820	hazaribagh.leadbank@bankofindia.co.in
9	BANK OF INDIA	KODERMA	MAHESH PRASAD	8051071834	LDMO.koderma@bankofindia.co.in
10	BANK OF INDIA	LOHARDAGA	PANCHU BHAGAT	8757458350	LDO.Lohardaga@bankofindia.co.in
11	BANK OF INDIA	RANCHI	SANJAY KR. SINHA	9905826908	Ranchi.Leadbank@bankofindia.co.in
12	BANK OF INDIA	RAMGARH	M D TIWARI	8709758808	LDMO.Ramgarhcantt@bankofindia.co.in
13	BANK OF INDIA	SARAIKELA-KHARSAWAN	BIRENDRA KR SHIT	9572024420	LdmSeraikrela-Kharsawan.Jamshedpur@bankofindia.co.in
14	BANK OF INDIA	KHUNTI	SUNIL KUMAR	9931394765	LDMO.Khunti@bankofindia.co.in
15	BANK OF INDIA	WEST SINGHBHUM	LAXMI NARAYAN LAGURI	8210786477	LDM.Westsinghbhum@bankofindia.co.in
16	STATE BANK OF INDIA	DEOGHAR	R P N SAHAY	9771435410	ldmdeoghar.rb01@sbi.co.in
17	STATE BANK OF INDIA	JAMTARA	SHATRUGAN LAL BAITHA	9771462495	LDM.JAMTARA@SBI.CO.IN
18	STATE BANK OF INDIA	GARHWA	INDU BHUSHAN LALL	9934363709	Ldm.garhwa@gmail.com
19	STATE BANK OF INDIA	PALAMAU	ANUKARAN TIRKEY	9934363710	ldm.palamu@gmail.com
20	STATE BANK OF INDIA	LATEHAR	SHANTI PRASAD TOPPO	7781011677	ldm.latehar@gmail.com
21	STATE BANK OF INDIA	SAHIBGANJ		9771438409	ldmsahebganj@gmail.com
22	STATE BANK OF INDIA	PAKUR	MANOJ KUMAR	7889213363	ldmpakur@gmail.com
23	INDIAN BANK	GODDA		9939298431	ldmgodda@gmail.com
24	INDIAN BANK	DUMKA	PRAWIN KUMAR	9903491709	lbodumka@gmail.com

COVID-19

Protect yourself and others from getting sick

When coughing and sneezing, cover your nose and mouth with a tissue or a flexed elbow



Throw the tissue into a closed bin immediately after use



Clean your hands with an alcohol-based hand rub or with soap and water for at least 20 seconds:

- After coughing or sneezing
- When caring for the sick
- Before, during and after preparing food
- Before eating
- After toilet use
- When hands are visibly dirty



Avoid touching eyes, nose and mouth

